

GURU NANAK COLLEGE (AUTONOMOUS)

Affiliated to University of Madras and Accredited at A Grade by NAAC

An ISO 9001:2015 Certified Institution

Guru Nanak Salai, Velachery, Chennai – 600 042



STUDENTS' FEEDBACK REPORT

2020-21

STUDENTS' FEEDBACK

1. Relevance of syllabus for Core subjects
 - Excellent
 - Good
 - Satisfactory
 - Need Improvement
2. Relevance of syllabus for Elective subjects
 - Excellent
 - Good
 - Satisfactory
 - Need Improvement
3. Relevance of syllabus for Project/Dissertation
 - Excellent
 - Good
 - Satisfactory
 - Need Improvement
4. Learning outcomes in terms of concepts, knowledge, skills and analytical abilities
 - Excellent
 - Good
 - Satisfactory
 - Need Improvement
5. Depth of the Course Content
 - Excellent
 - Good
 - Satisfactory
 - Need Improvement

6. Course content prepares the student to pursue higher studies
 - Excellent
 - Good
 - Satisfactory
 - Need Improvement

7. Course content prepares the student to face interviews
 - Excellent
 - Good
 - Satisfactory
 - Need Improvement

8. Course content prepares the student to qualify competitive / qualifying examination
 - Excellent
 - Good
 - Satisfactory
 - Need Improvement

9. The library holdings for the course
 - Excellent
 - Good
 - Satisfactory
 - Need Improvement

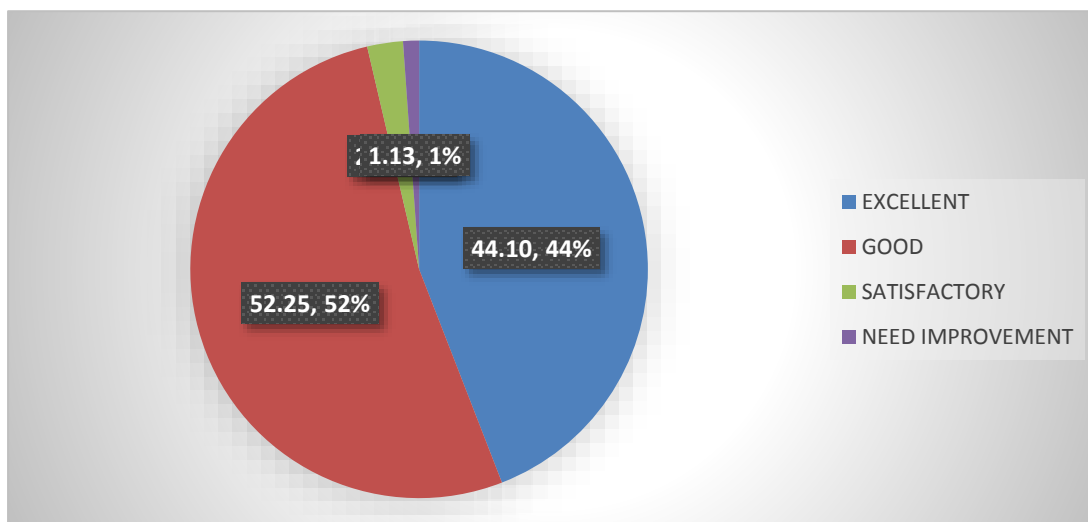
10. Overall rating
 - Excellent
 - Good
 - Satisfactory
 - Need Improvement

B.A. Defence and strategic studies

STUDENT RESPONSES (In Percentage)				
PARAMETERS	EXCELLENT	GOOD	SATISFACTORY	NEED IMPROVEMENT
Q - 1	44.10	52.25	2.53	1.13
Q - 2	32.35	58.22	8.32	1.11
Q - 3	32.97	53.61	10.78	2.65
Q - 4	38.60	52.72	7.05	1.65
Q - 5	44.06	45.54	9.00	1.40
Q - 6	34.87	55.26	7.43	2.44
Q - 7	25.25	57.61	12.29	4.86
Q - 8	39.94	48.04	8.66	3.36
Q - 9	33.86	48.51	14.38	3.25
Q - 10	39.09	54.35	5.18	1.38

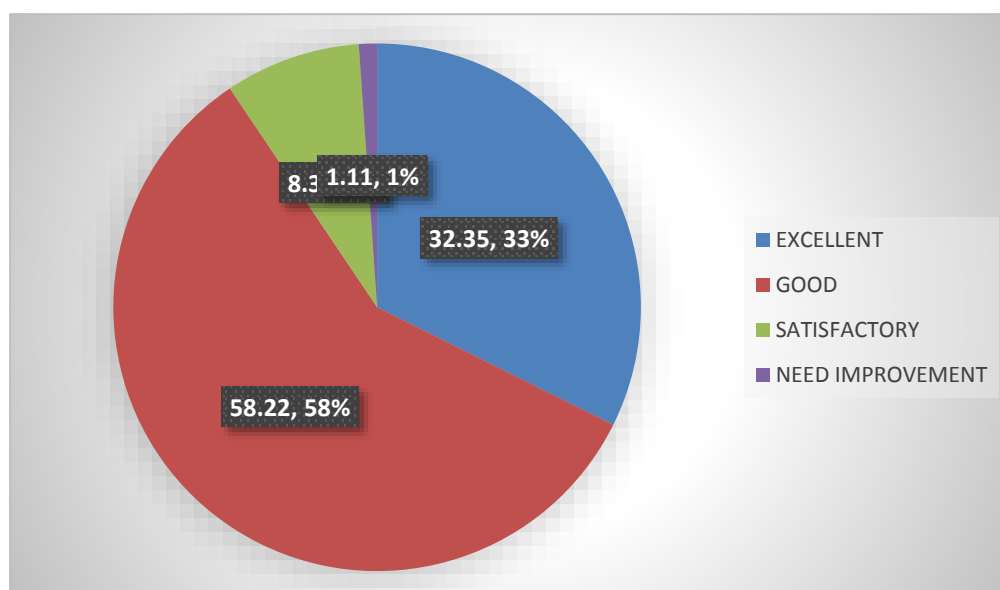
Q - 1: Relevance of syllabus for Core subjects:

EXCELLENT	GOOD	SATISFACTORY	NEED IMPROVEMENT
44.10	52.25	2.53	1.13



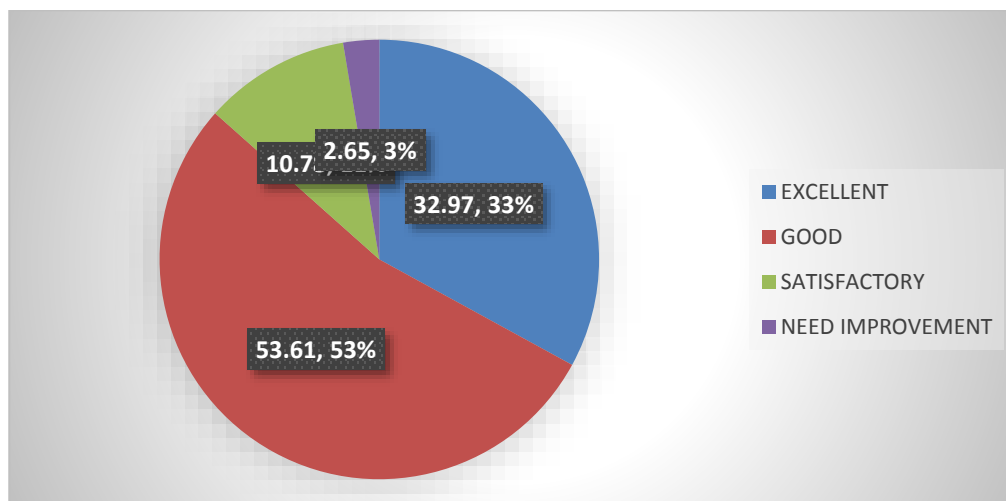
Q – 2: Relevance of syllabus for Elective subjects

EXCELLENT	GOOD	SATISFACTORY	NEED IMPROVEMENT
32.35	58.22	8.32	1.11



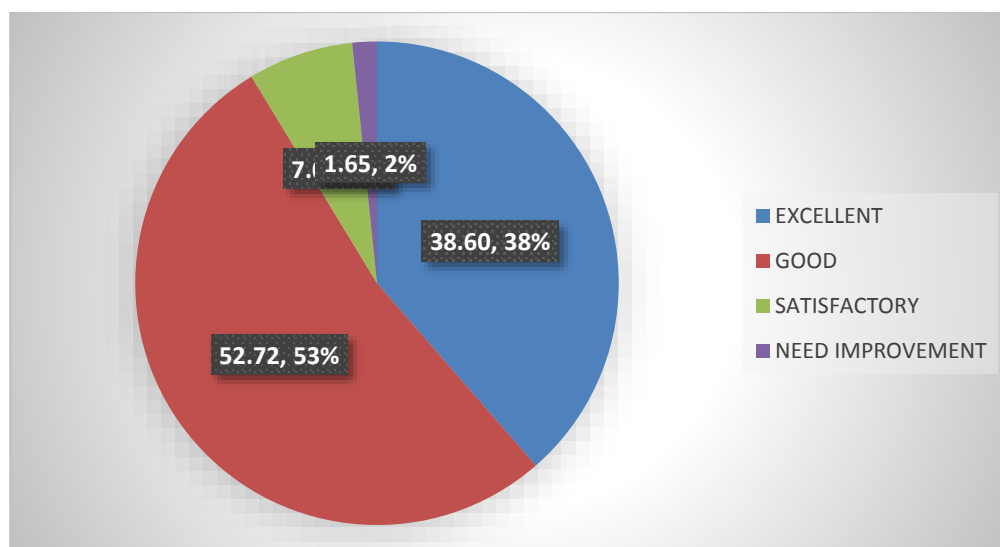
Q - 3: Relevance of syllabus for Project/Dissertation

EXCELLENT	GOOD	SATISFACTORY	NEED IMPROVEMENT
32.97	53.61	10.78	2.65



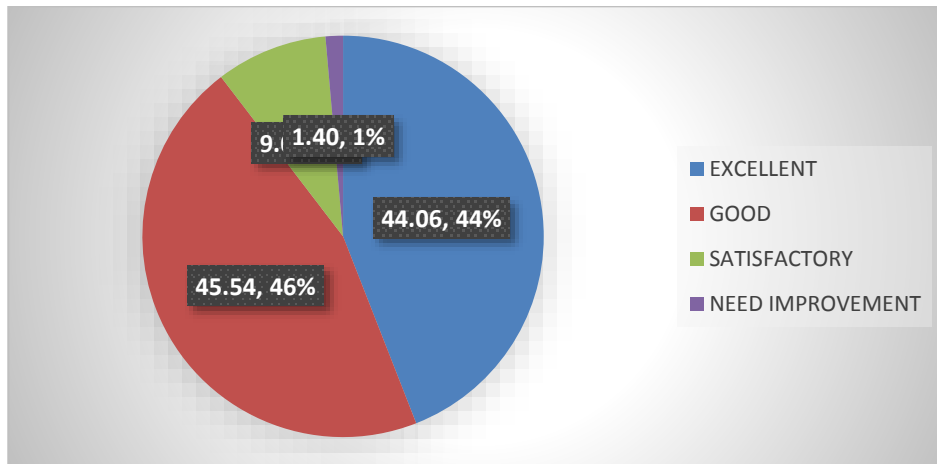
Q - 4 : Learning outcomes in terms of concepts, knowledge, skills and analytical abilities

EXCELLENT	GOOD	SATISFACTORY	NEED IMPROVEMENT
38.60	52.72	7.05	1.65



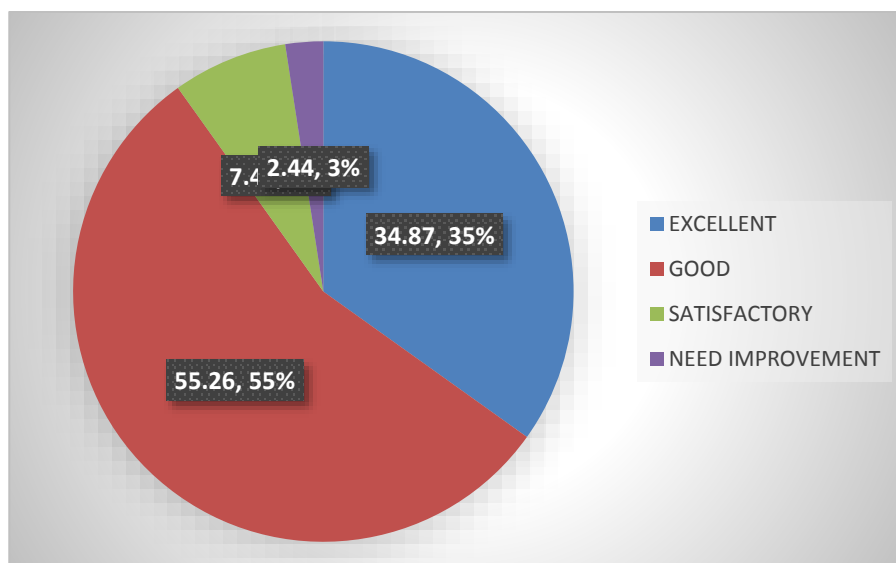
Q - 5: Depth of the Course Content

EXCELLENT	GOOD	SATISFACTORY	NEED IMPROVEMENT
44.06	45.54	9.00	1.40



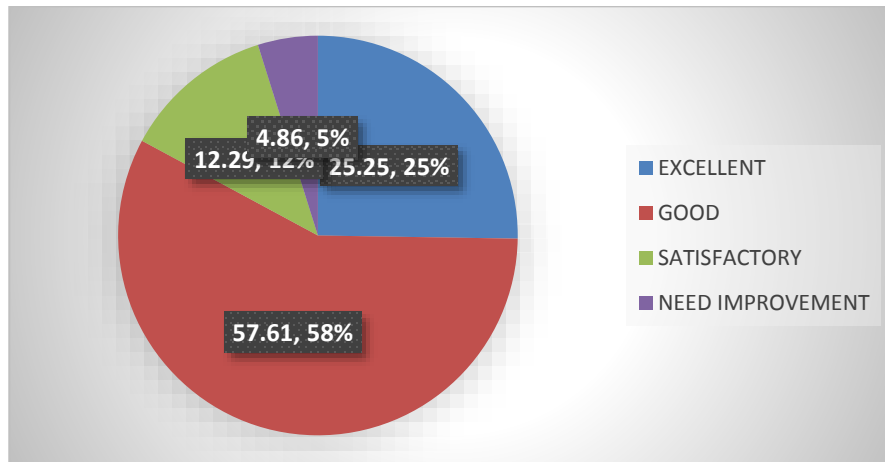
Q - 6: Course content prepares the student to pursue higher studies

EXCELLENT	GOOD	SATISFACTORY	NEED IMPROVEMENT
34.87	55.26	7.43	2.44



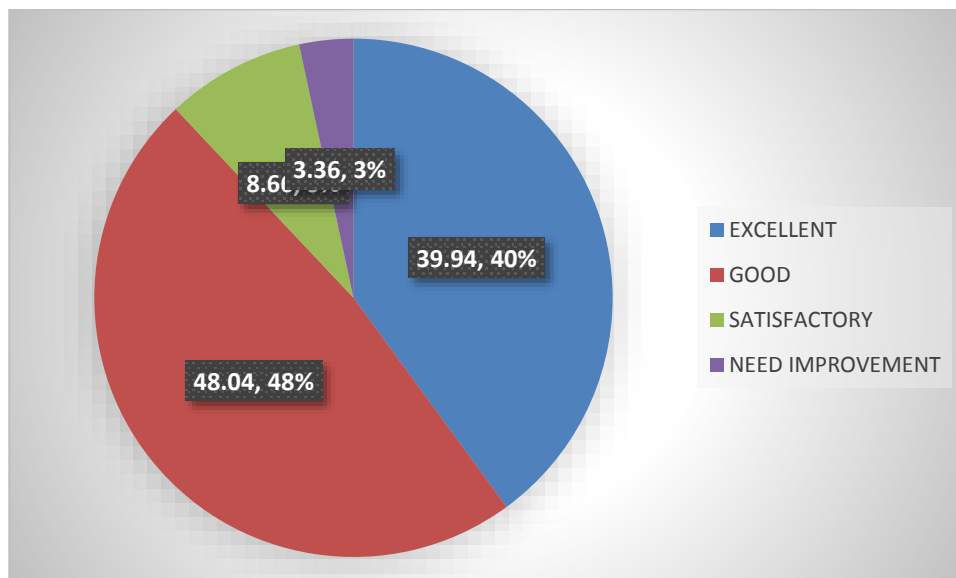
Q - 7: Course content prepares the student to face interviews

EXCELLENT	GOOD	SATISFACTORY	NEED IMPROVEMENT
25.25	57.61	12.29	4.86



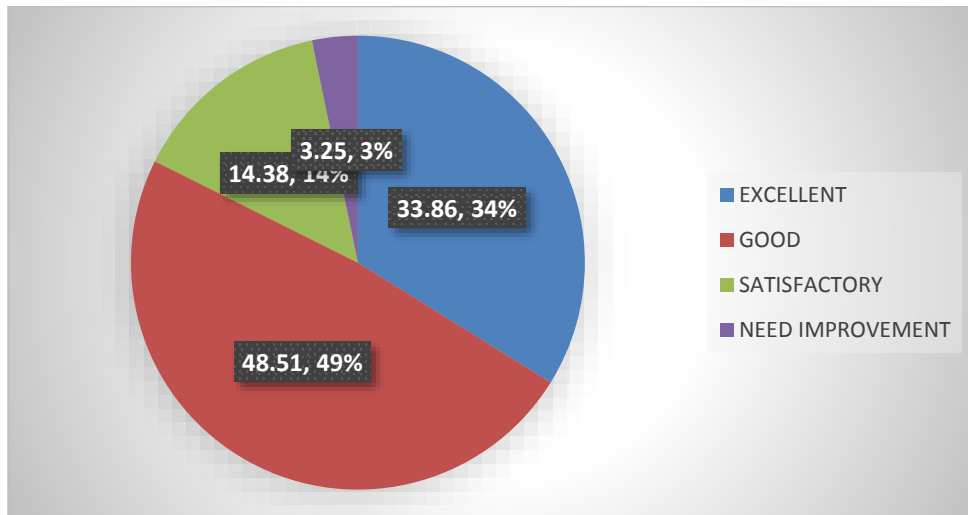
Q - 8: Course content prepares the student to qualify competitive / qualifying examination

EXCELLENT	GOOD	SATISFACTORY	NEED IMPROVEMENT
39.94	48.04	8.66	3.36



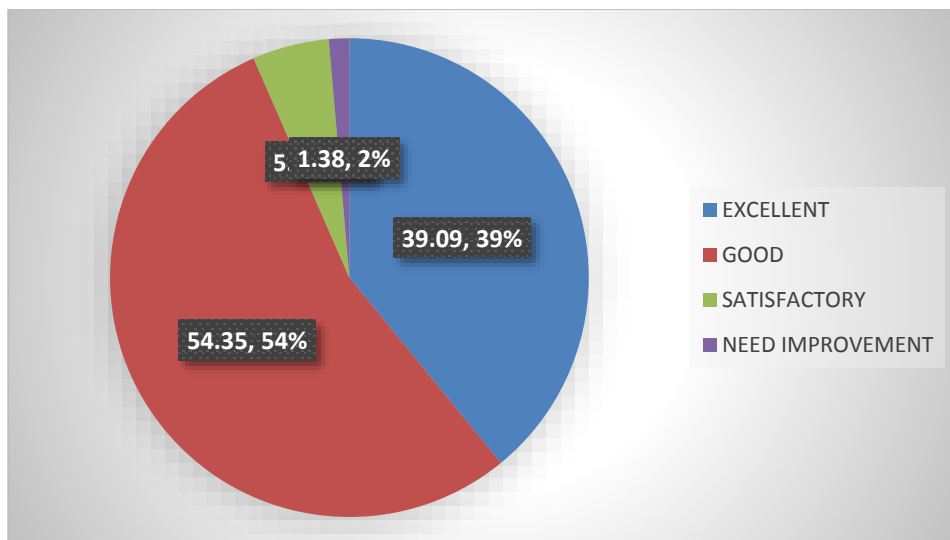
Q - 9: The library holdings for the course

EXCELLENT	GOOD	SATISFACTORY	NEED IMPROVEMENT
33.86	48.51	14.38	3.25



Q - 10: Overall rating

EXCELLENT	GOOD	SATISFACTORY	NEED IMPROVEMENT
39.09	54.35	5.18	1.38

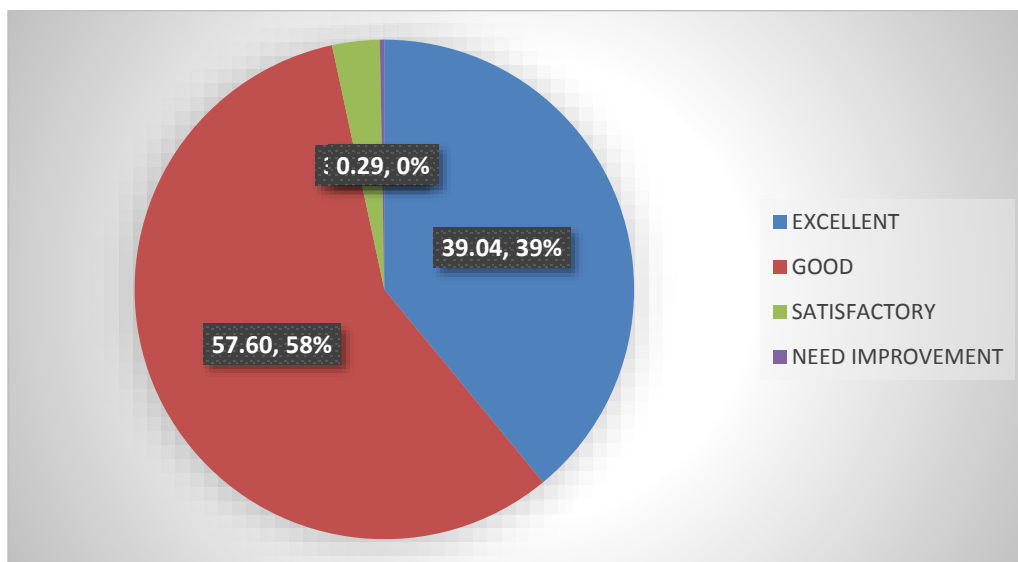


B.A., Economics

STUDENT RESPONSES (In Percentage)				
PARAMETERS	EXCELLENT	GOOD	SATISFACTORY	NEED IMPROVEMENT
Q - 1	39.04	57.60	3.08	0.29
Q - 2	34.67	52.95	12.38	0.00
Q - 3	31.68	59.17	8.13	1.03
Q - 4	39.25	54.39	5.87	0.51
Q - 5	42.10	46.49	9.63	1.78
Q - 6	38.25	53.07	8.11	0.58
Q - 7	40.05	43.13	16.53	0.29
Q - 8	34.63	51.34	13.22	0.81
Q - 9	41.69	49.54	5.76	3.02
Q - 10	35.28	59.85	3.94	0.93

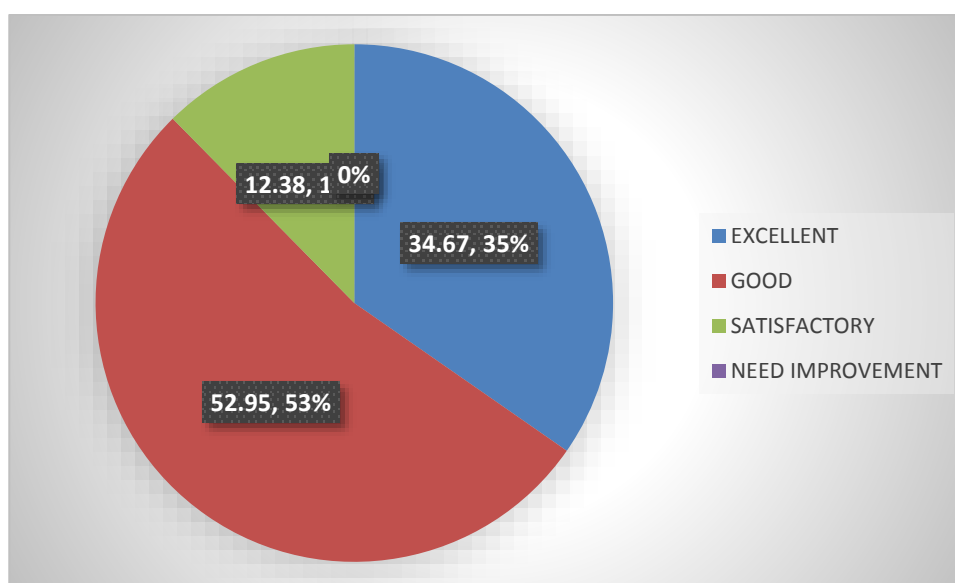
Q - 1: Relevance of syllabus for Core subjects

EXCELLENT	GOOD	SATISFACTORY	NEED IMPROVEMENT
39.04	57.60	3.08	0.29



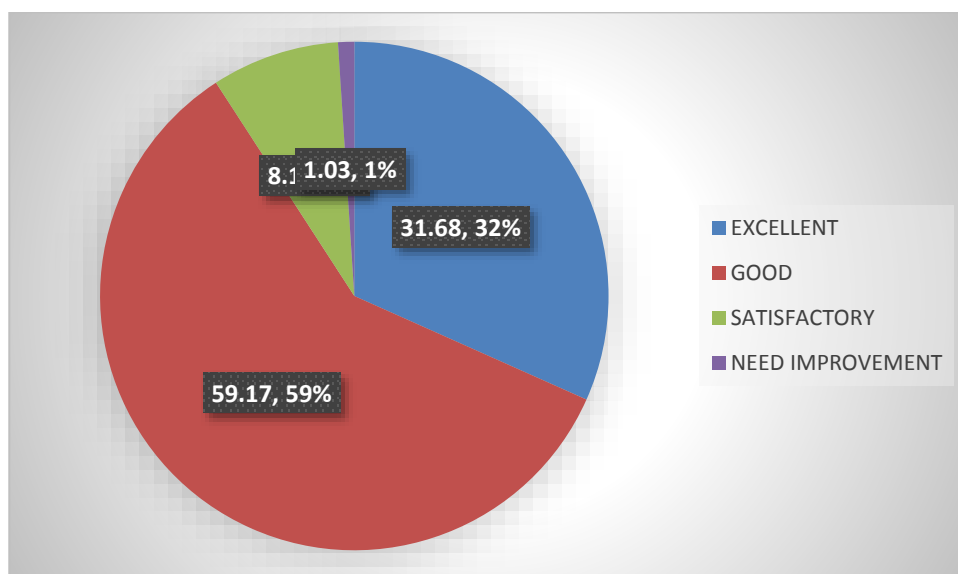
Q - 2: Relevance of syllabus for Elective subjects

EXCELLENT	GOOD	SATISFACTORY	NEED IMPROVEMENT
34.67	52.95	12.38	0.00



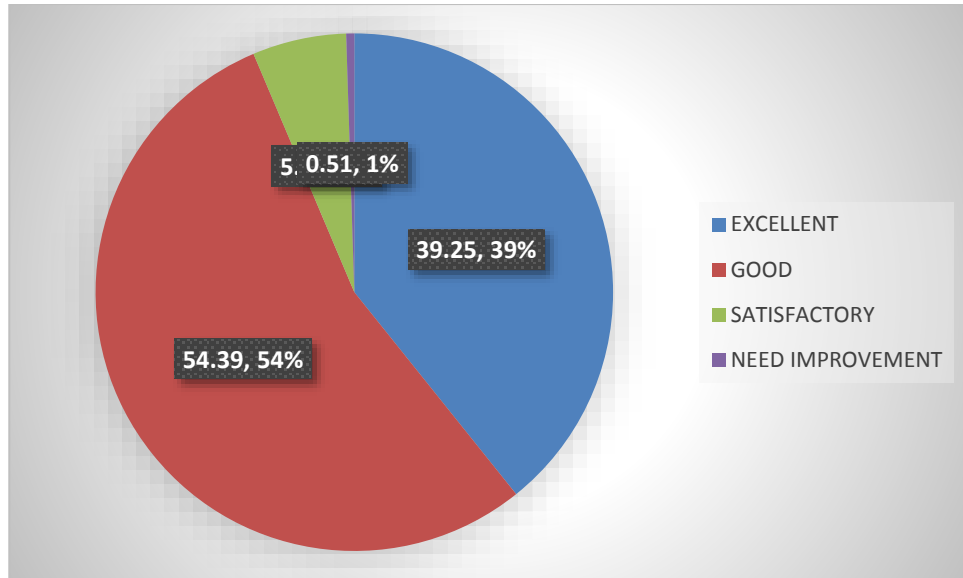
Q - 3: Relevance of syllabus for Project/Dissertation

EXCELLENT	GOOD	SATISFACTORY	NEED IMPROVEMENT
31.68	59.17	8.13	1.03



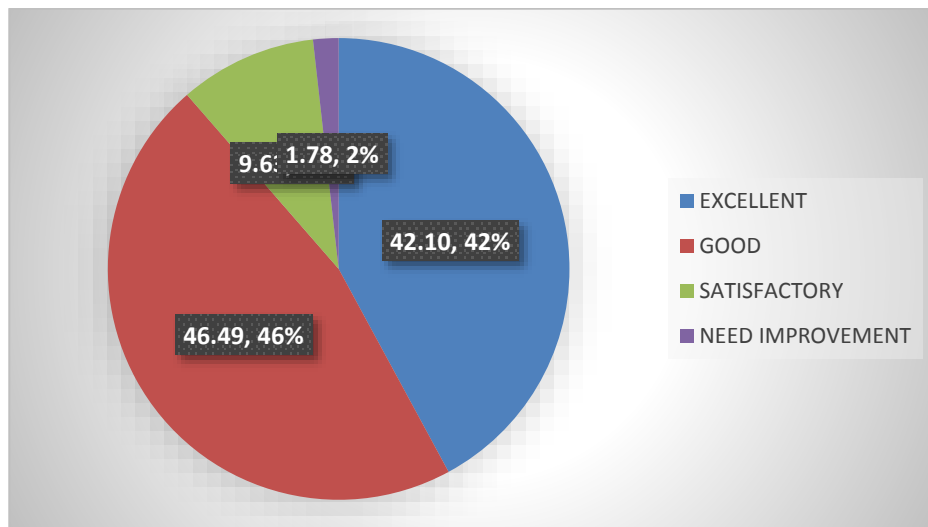
Q - 4: Learning outcomes in terms of concepts, knowledge, skills and analytical abilities

EXCELLENT	GOOD	SATISFACTORY	NEED IMPROVEMENT
39.25	54.39	5.87	0.51



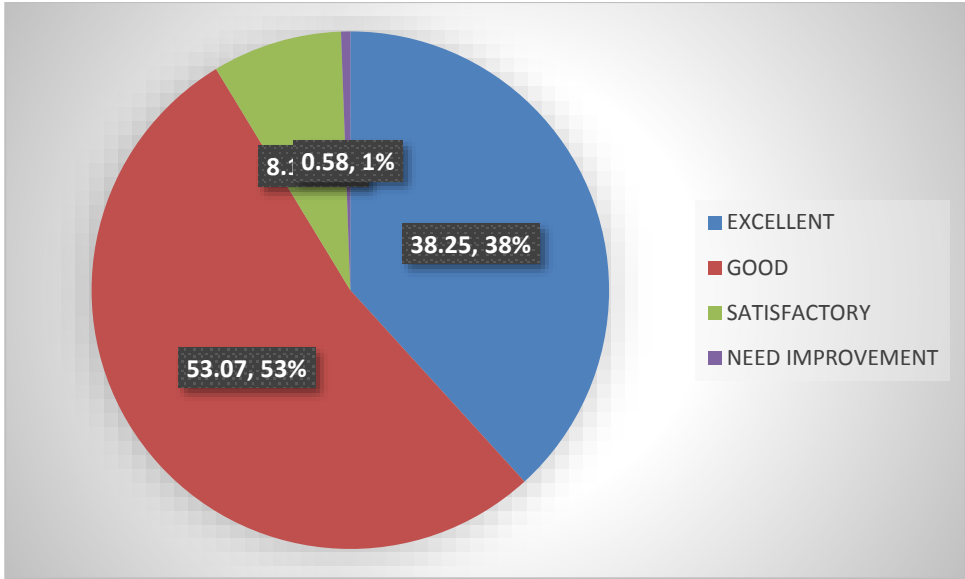
Q - 5: Depth of the Course Content

EXCELLENT	GOOD	SATISFACTORY	NEED IMPROVEMENT
42.10	46.49	9.63	1.78



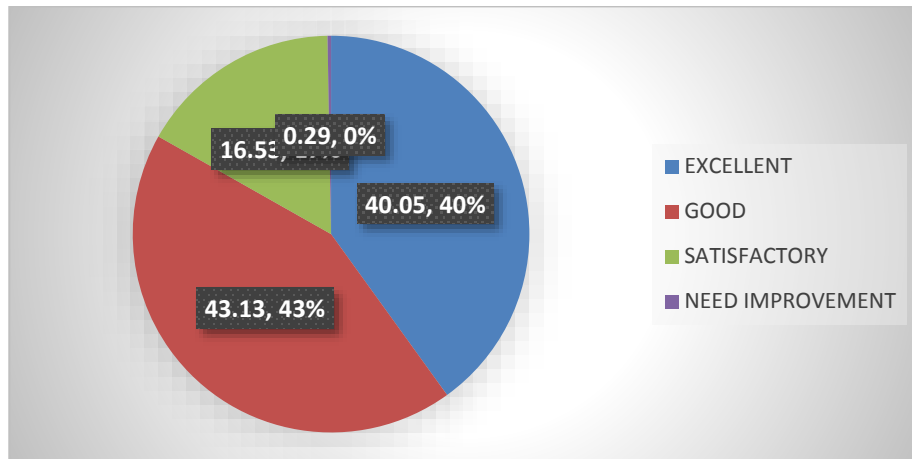
Q - 6: Course content prepares the student to pursue higher studies

EXCELLENT	GOOD	SATISFACTORY	NEED IMPROVEMENT
38.25	53.07	8.11	0.58



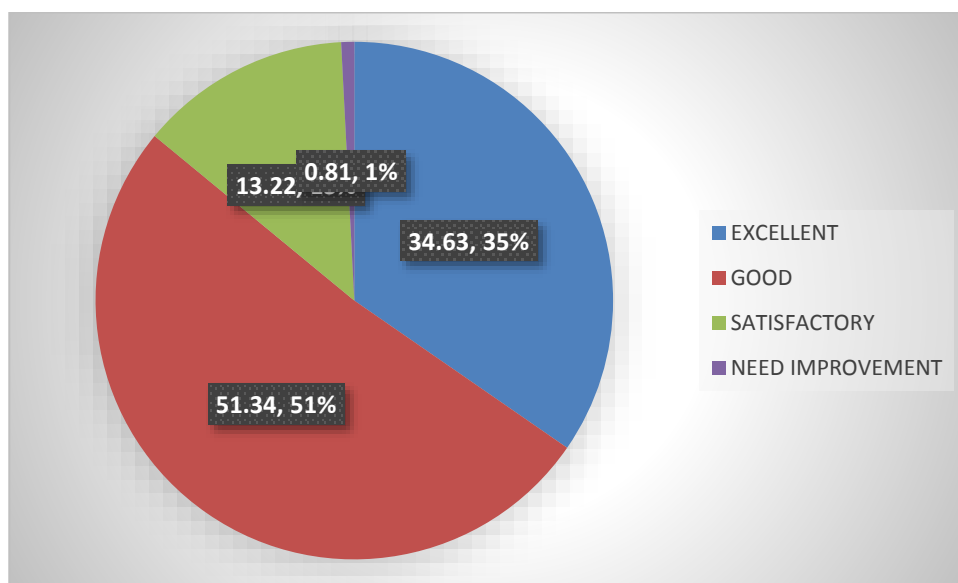
Q - 7: Course content prepares the student to face interviews

EXCELLENT	GOOD	SATISFACTORY	NEED IMPROVEMENT
40.05	43.13	16.53	0.29



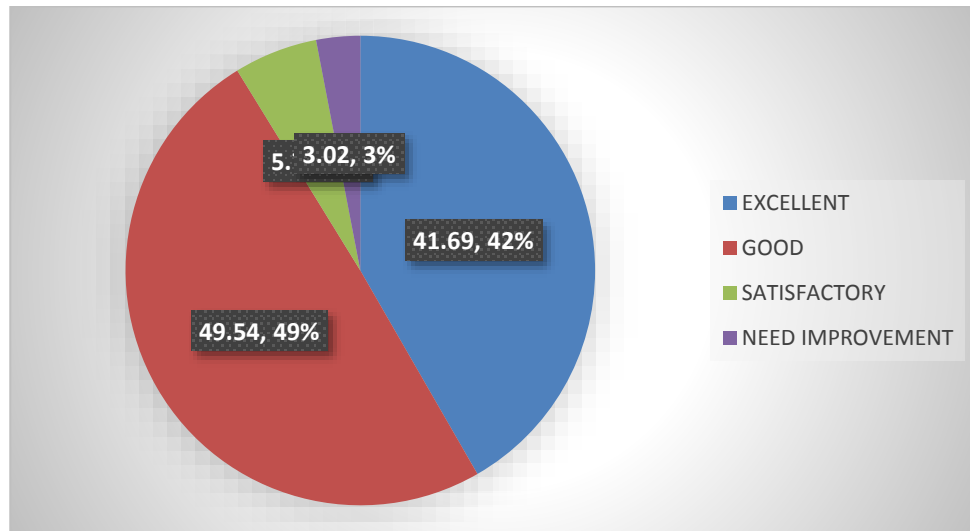
Q - 8: Course content prepares the student to qualify competitive / qualifying examination

EXCELLENT	GOOD	SATISFACTORY	NEED IMPROVEMENT
34.63	51.34	13.22	0.81



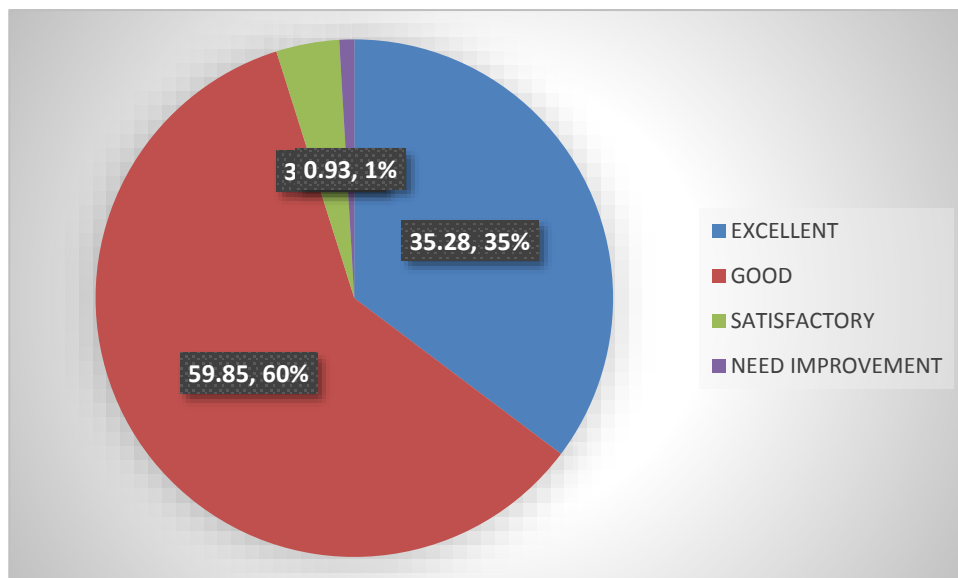
Q - 9: The library holdings for the course

EXCELLENT	GOOD	SATISFACTORY	NEED IMPROVEMENT
41.69	49.54	5.76	3.02



Q - 10: Overall rating

EXCELLENT	GOOD	SATISFACTORY	NEED IMPROVEMENT
35.28	59.85	3.94	0.93

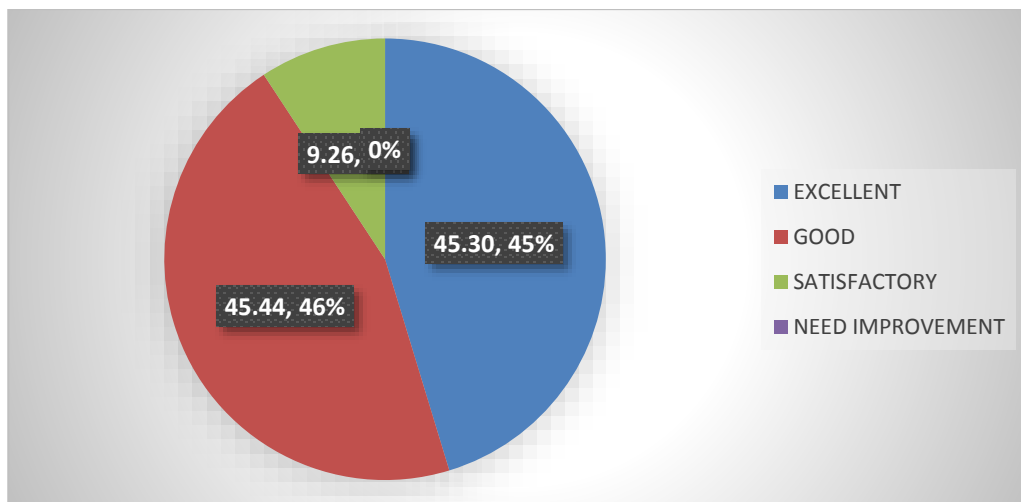


B.Com. Corporate Secretaryship

STUDENT RESPONSES (In Percentage)				
PARAMETERS	EXCELLENT	GOOD	SATISFACTORY	NEED IMPROVEMENT
Q - 1	45.30	45.44	9.26	0.00
Q - 2	34.11	49.61	16.28	0.00
Q - 3	38.62	44.05	16.82	0.51
Q - 4	41.27	45.80	11.87	1.06
Q - 5	41.50	45.25	12.74	0.52
Q - 6	41.24	43.45	15.31	0.00
Q - 7	35.54	48.06	14.33	2.07
Q - 8	41.70	42.86	14.39	1.06
Q - 9	53.11	30.26	15.62	1.01
Q - 10	49.87	44.42	5.72	0.00

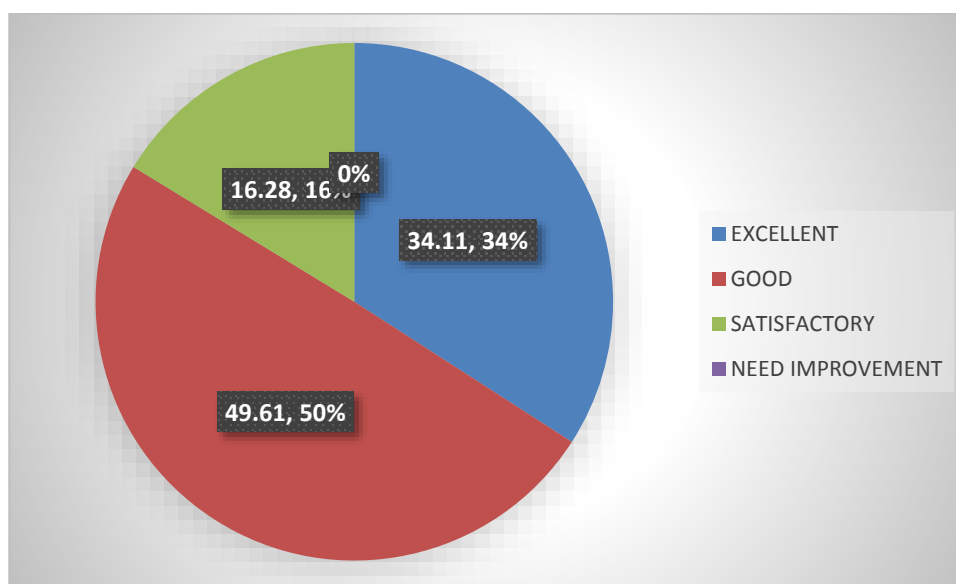
Q - 1: Relevance of syllabus for Core subjects

EXCELLENT	GOOD	SATISFACTORY	NEED IMPROVEMENT
45.30	45.44	9.26	0.00



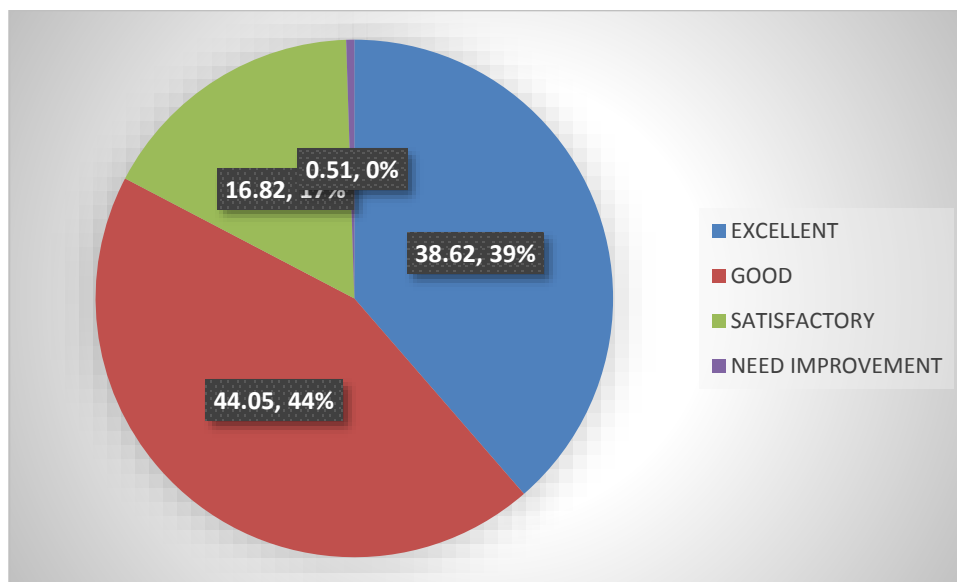
Q - 2: Relevance of syllabus for Elective subjects

EXCELLENT	GOOD	SATISFACTORY	NEED IMPROVEMENT
34.11	49.61	16.28	0.00



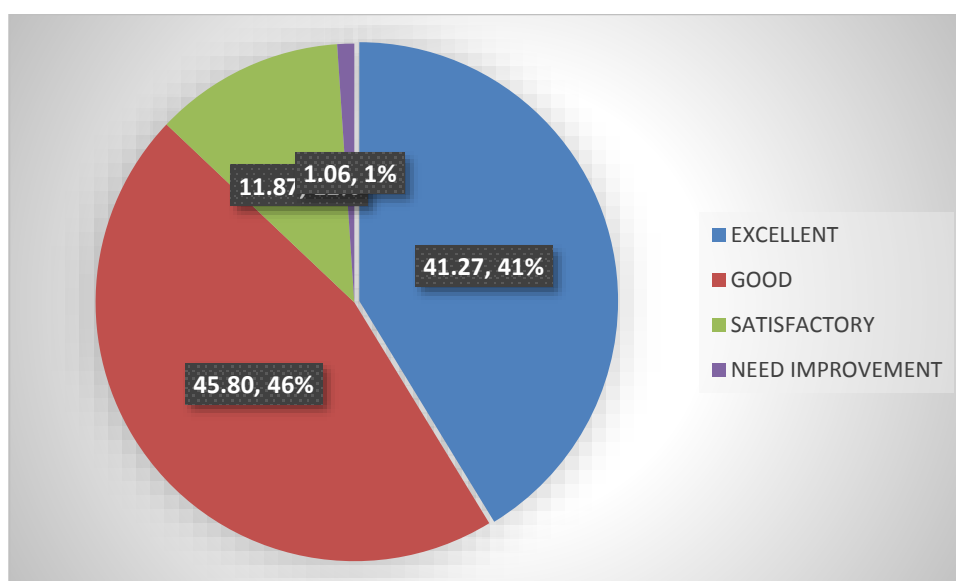
Q – 3: Relevance of syllabus for Project/Dissertation

EXCELLENT	GOOD	SATISFACTORY	NEED IMPROVEMENT
38.62	44.05	16.82	0.51



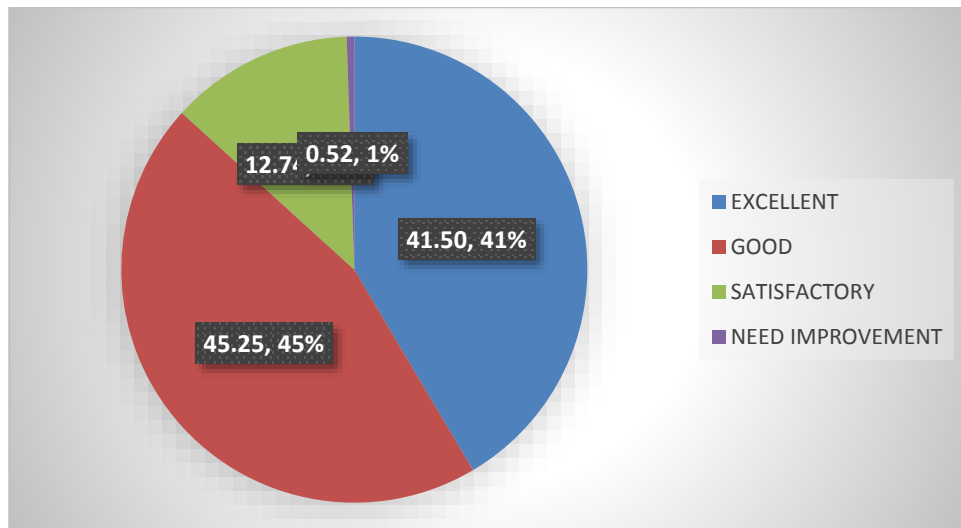
Q - 4: Learning outcomes in terms of concepts, knowledge, skills and analytical abilities

EXCELLENT	GOOD	SATISFACTORY	NEED IMPROVEMENT
41.27	45.80	11.87	1.06



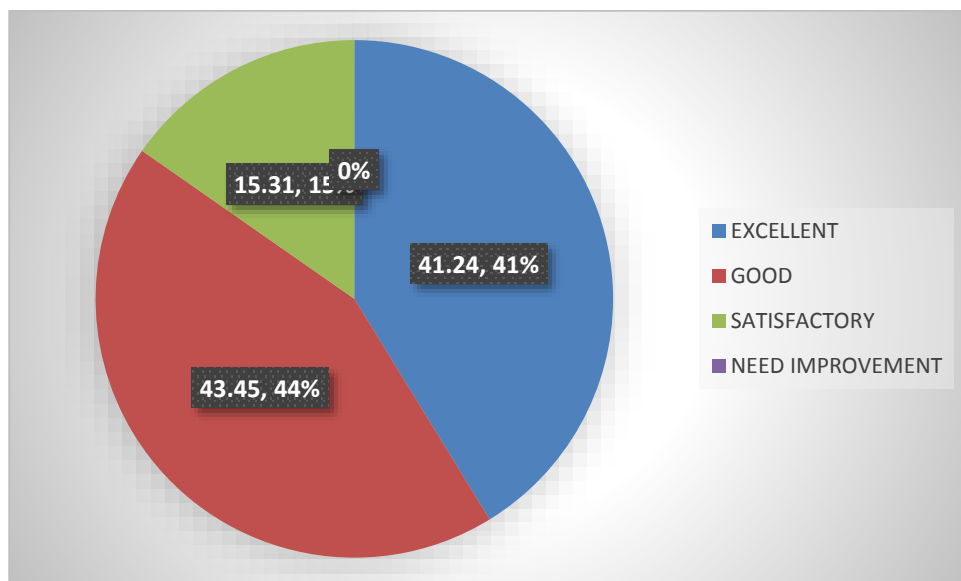
Q - 5: Depth of the Course Content

EXCELLENT	GOOD	SATISFACTORY	NEED IMPROVEMENT
41.50	45.25	12.74	0.52



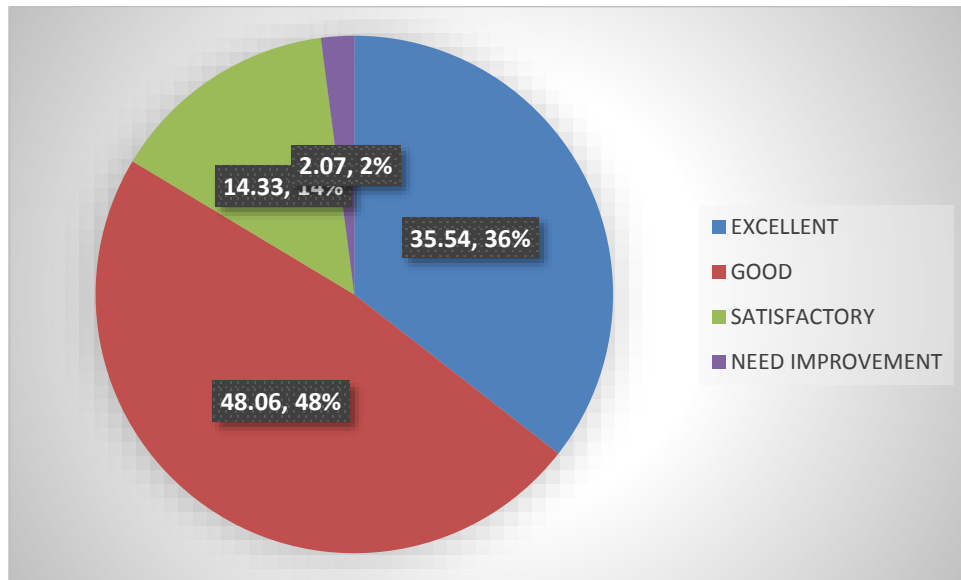
Q - 6: Course content prepares the student to pursue higher studies

EXCELLENT	GOOD	SATISFACTORY	NEED IMPROVEMENT
41.24	43.45	15.31	0.00



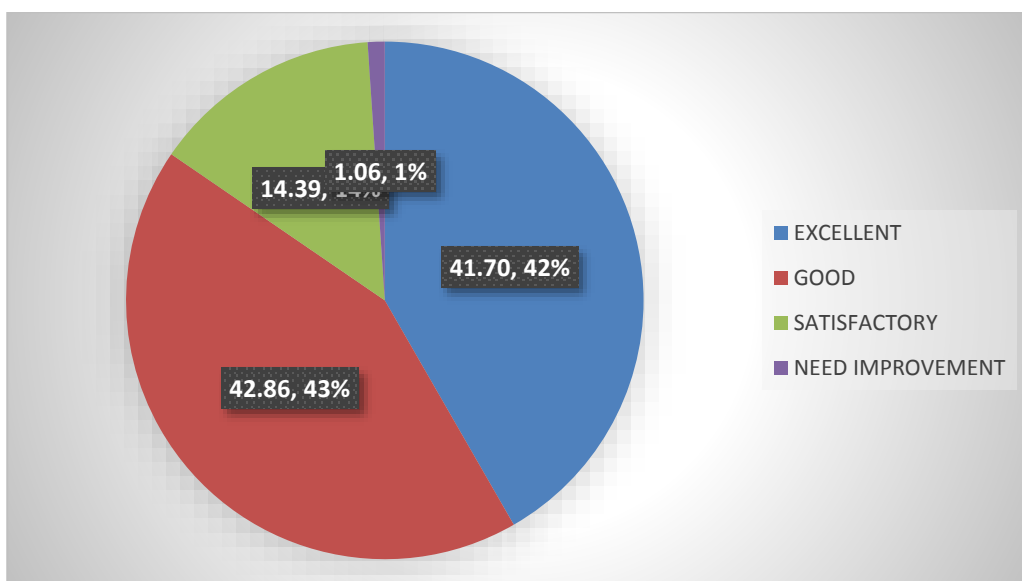
Q - 7: Course content prepares the student to face interviews

EXCELLENT	GOOD	SATISFACTORY	NEED IMPROVEMENT
35.54	48.06	14.33	2.07



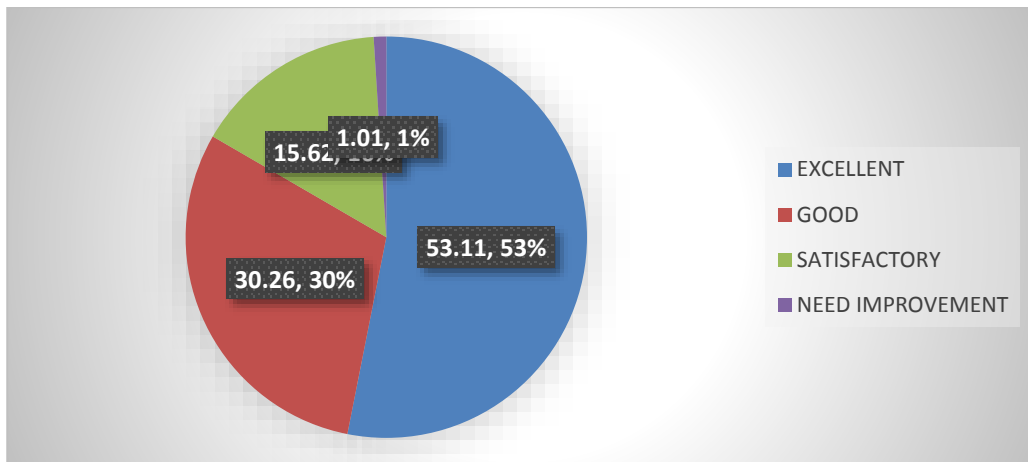
Q - 8: Course content prepares the student to qualify competitive / qualifying Examination

EXCELLENT	GOOD	SATISFACTORY	NEED IMPROVEMENT
41.70	42.86	14.39	1.06



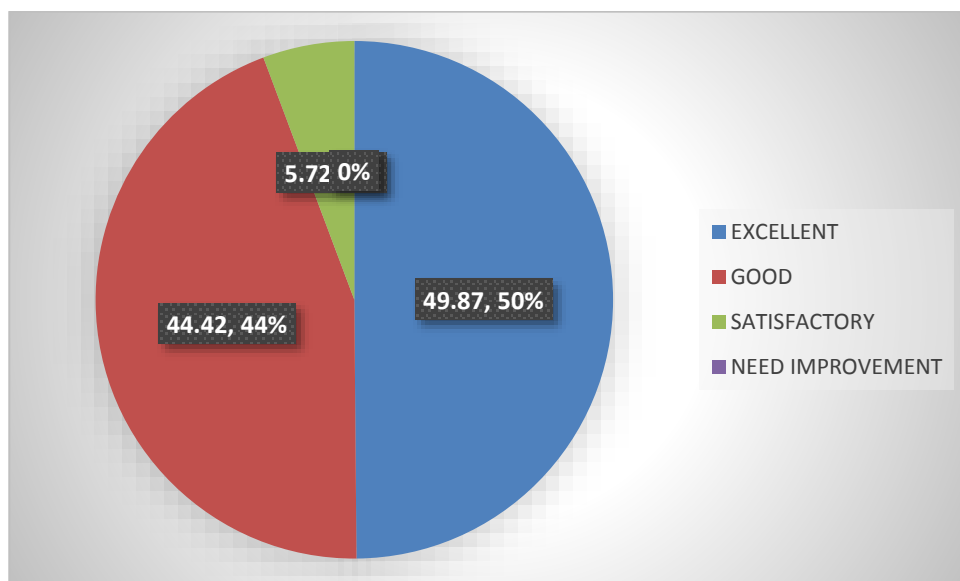
Q - 9: The library holdings for the course

EXCELLENT	GOOD	SATISFACTORY	NEED IMPROVEMENT
53.11	30.26	15.62	1.01



Q - 10: Overall rating

EXCELLENT	GOOD	SATISFACTORY	NEED IMPROVEMENT
49.87	44.42	5.72	0.00

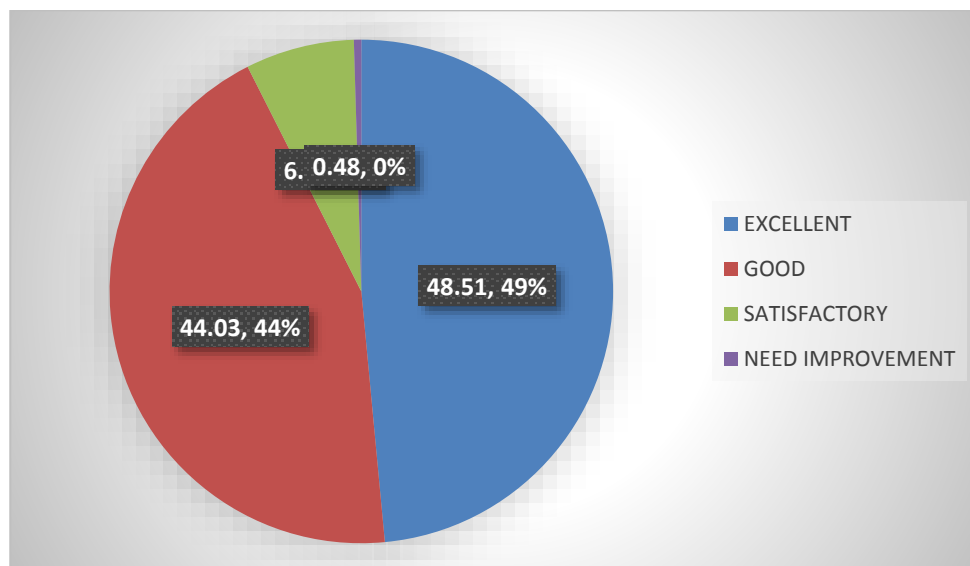


B.Com General

STUDENT RESPONSES (In Percentage)				
PARAMETERS	EXCELLENT	GOOD	SATISFACTORY	NEED IMPROVEMENT
Q - 1	48.51	44.03	6.98	0.48
Q - 2	39.36	50.16	9.98	0.51
Q - 3	36.53	51.44	11.08	0.96
Q - 4	38.56	50.54	9.81	1.10
Q - 5	41.40	48.08	9.40	1.12
Q - 6	39.92	47.18	12.42	0.48
Q - 7	37.30	46.64	14.62	1.45
Q - 8	37.08	47.59	13.90	1.44
Q - 9	40.72	48.36	9.58	1.35
Q - 10	42.47	49.18	7.86	0.49

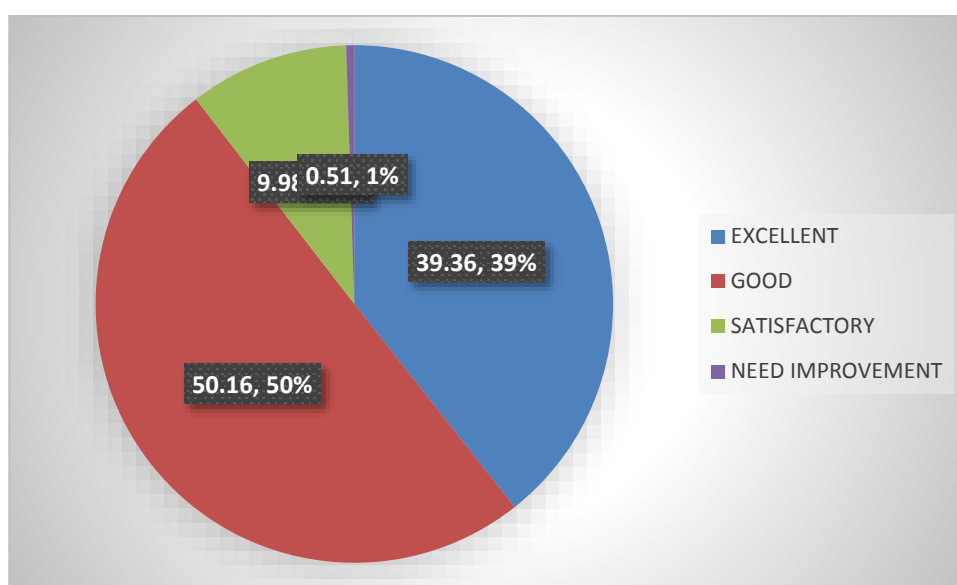
Q – 1: Relevance of syllabus for Core subjects

EXCELLENT	GOOD	SATISFACTORY	NEED IMPROVEMENT
48.51	44.03	6.98	0.48



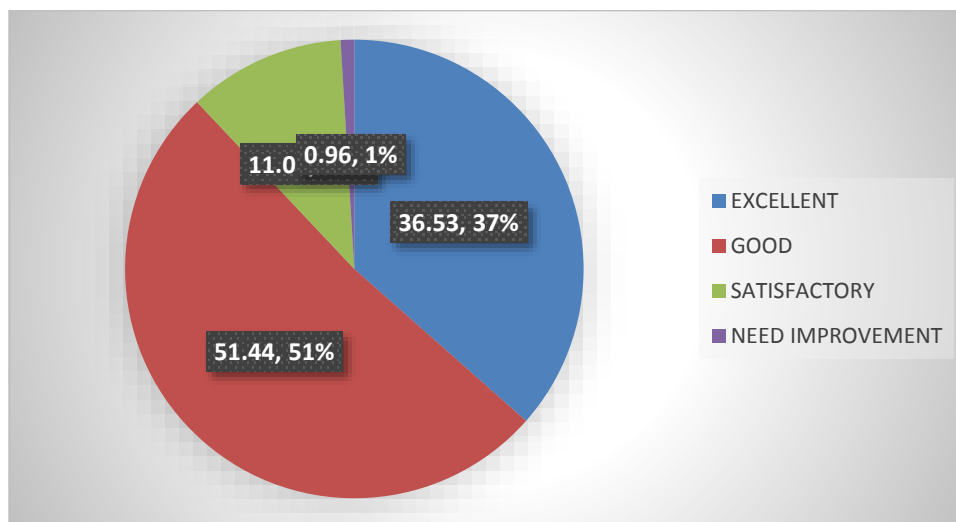
Q - 2: Relevance of syllabus for Elective subjects

EXCELLENT	GOOD	SATISFACTORY	NEED IMPROVEMENT
39.36	50.16	9.98	0.51



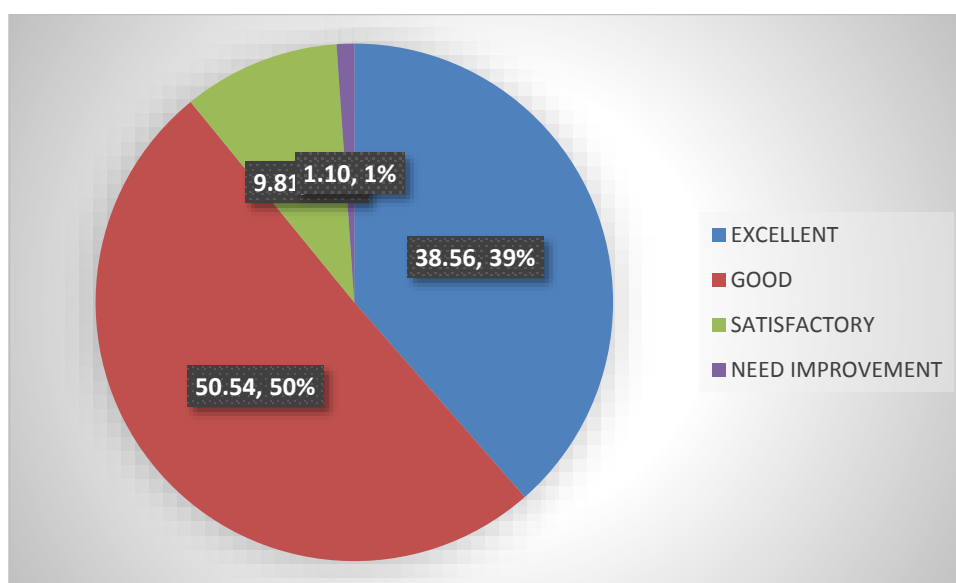
Q - 3: Relevance of syllabus for Project/Dissertation

EXCELLENT	GOOD	SATISFACTORY	NEED IMPROVEMENT
36.53	51.44	11.08	0.96



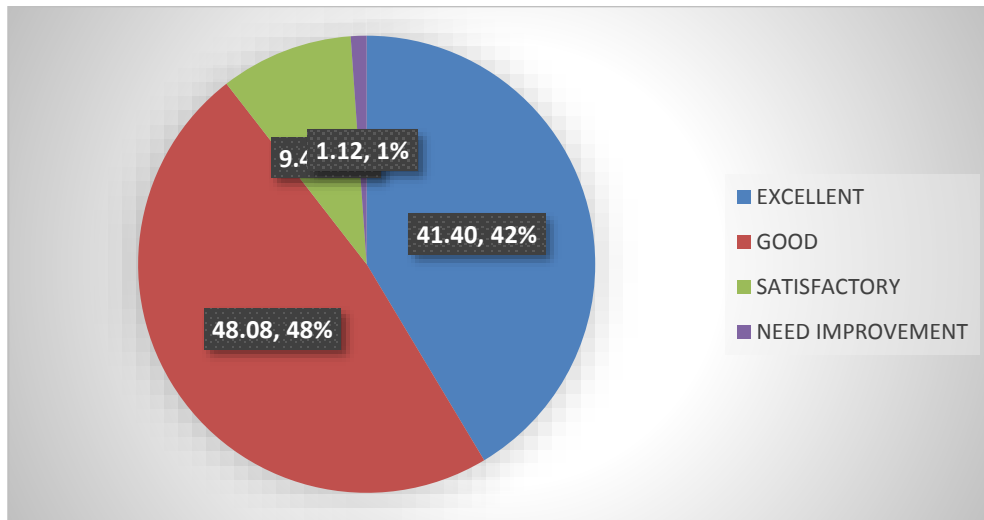
Q – 4: Learning outcomes in terms of concepts, knowledge, skills and analytical abilities

EXCELLENT	GOOD	SATISFACTORY	NEED IMPROVEMENT
38.56	50.54	9.81	1.10



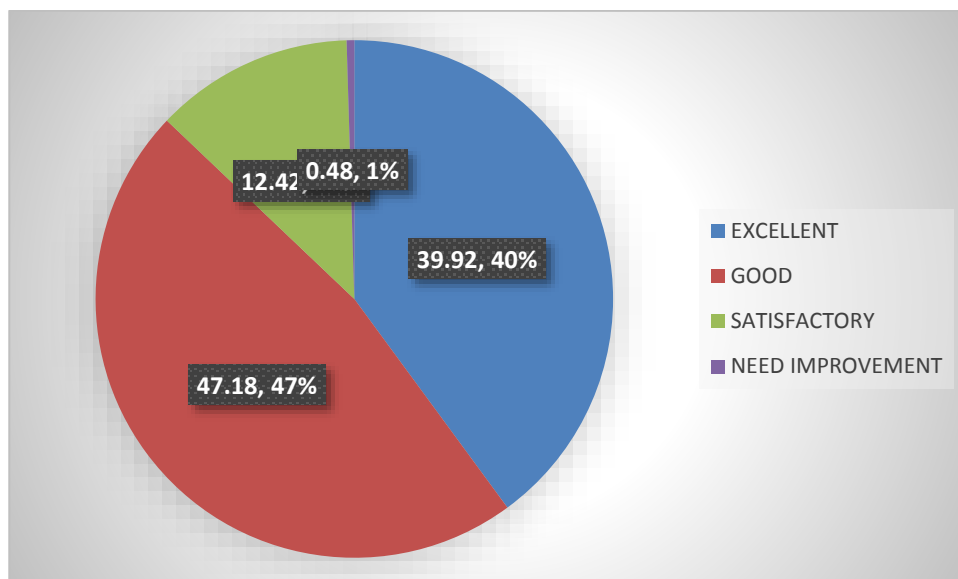
Q - 5: Depth of the Course Content

EXCELLENT	GOOD	SATISFACTORY	NEED IMPROVEMENT
41.40	48.08	9.40	1.12



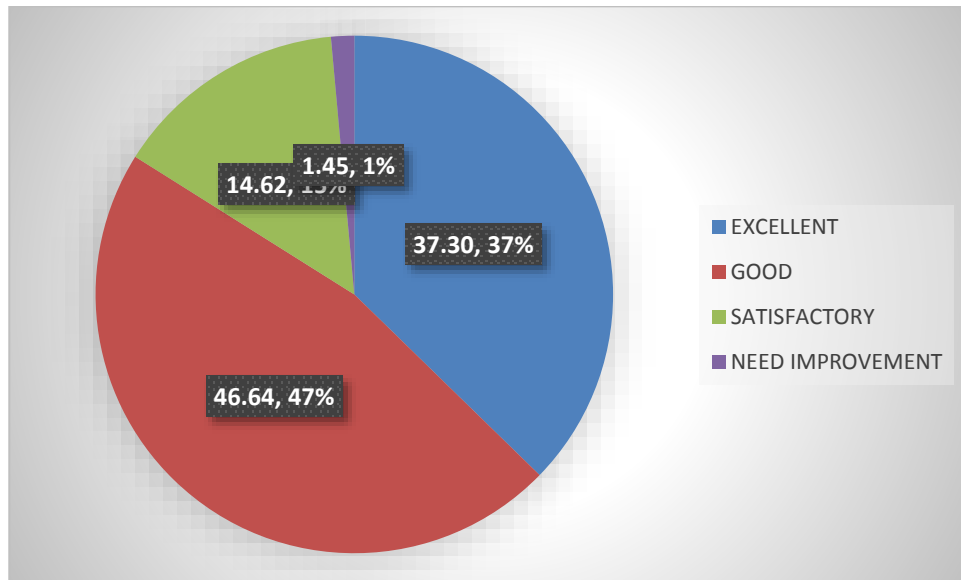
Q - 6: Course content prepares the student to pursue higher studies

EXCELLENT	GOOD	SATISFACTORY	NEED IMPROVEMENT
39.92	47.18	12.42	0.48



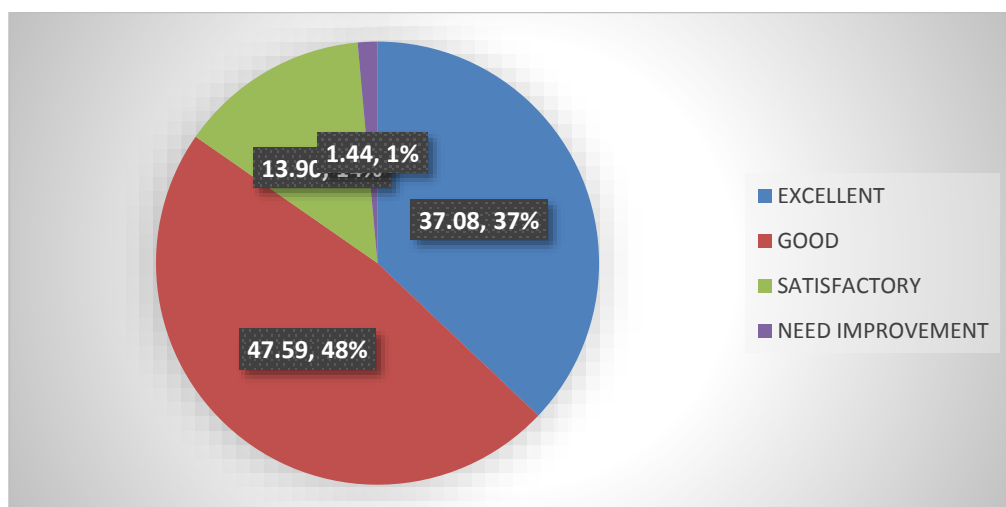
Q - 7: Course content prepares the student to face interviews

EXCELLENT	GOOD	SATISFACTORY	NEED IMPROVEMENT
37.30	46.64	14.62	1.45



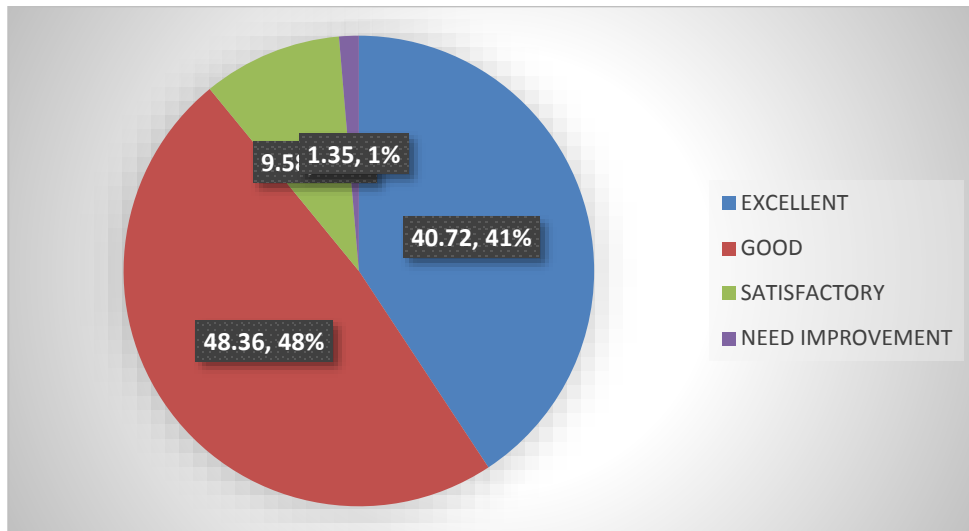
Q - 8: Course content prepares the student to qualify competitive / qualifying examination

EXCELLENT	GOOD	SATISFACTORY	NEED IMPROVEMENT
37.08	47.59	13.90	1.44



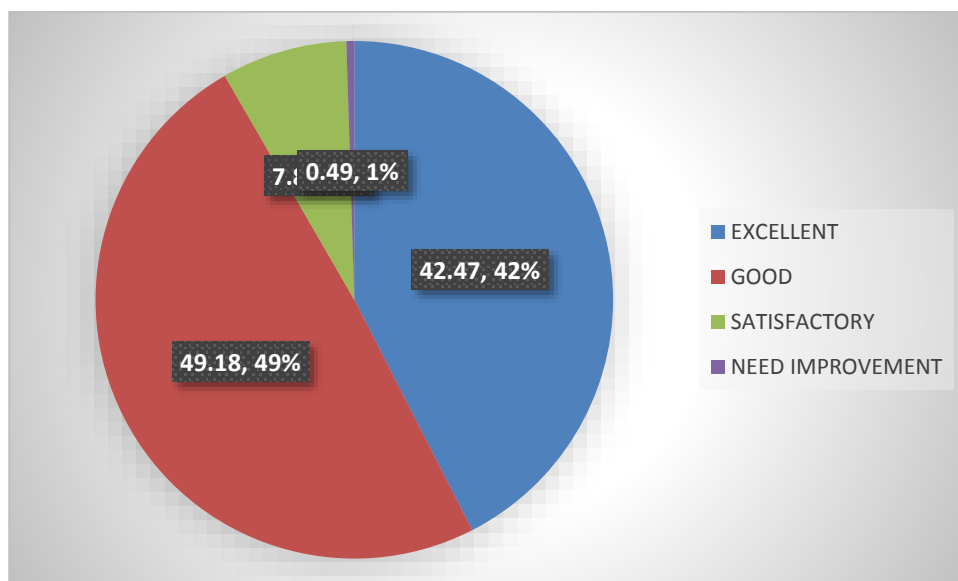
Q - 9: The library holdings for the course

EXCELLENT	GOOD	SATISFACTORY	NEED IMPROVEMENT
40.72	48.36	9.58	1.35



Q - 10: Overall rating

EXCELLENT	GOOD	SATISFACTORY	NEED IMPROVEMENT
42.47	49.18	7.86	0.49

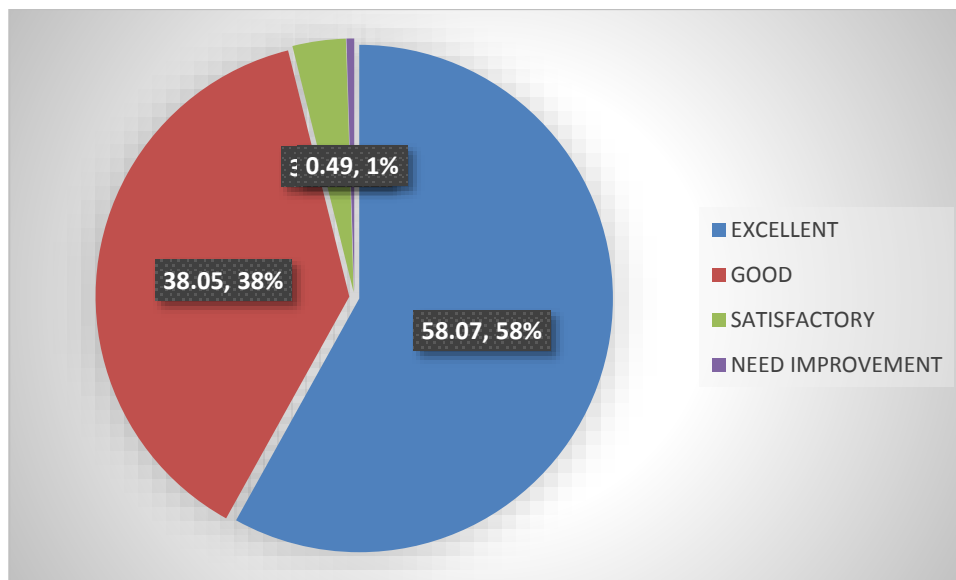


B.SC., Advanced Zoology and Biotechnology

STUDENT RESPONSES (In Percentage)				
PARAMETERS	EXCELLENT	GOOD	SATISFACTORY	NEED IMPROVEMENT
Q - 1	58.07	38.05	3.39	0.49
Q - 2	50.05	45.21	4.75	0.00
Q - 3	46.01	43.75	8.24	2.01
Q - 4	48.58	40.84	9.65	0.93
Q - 5	53.53	40.21	5.32	0.95
Q - 6	48.94	42.18	7.86	1.03
Q - 7	40.20	45.04	14.27	0.49
Q - 8	44.44	41.73	12.81	1.03
Q - 9	50.30	38.69	8.83	2.18
Q - 10	50.46	44.29	4.29	0.95

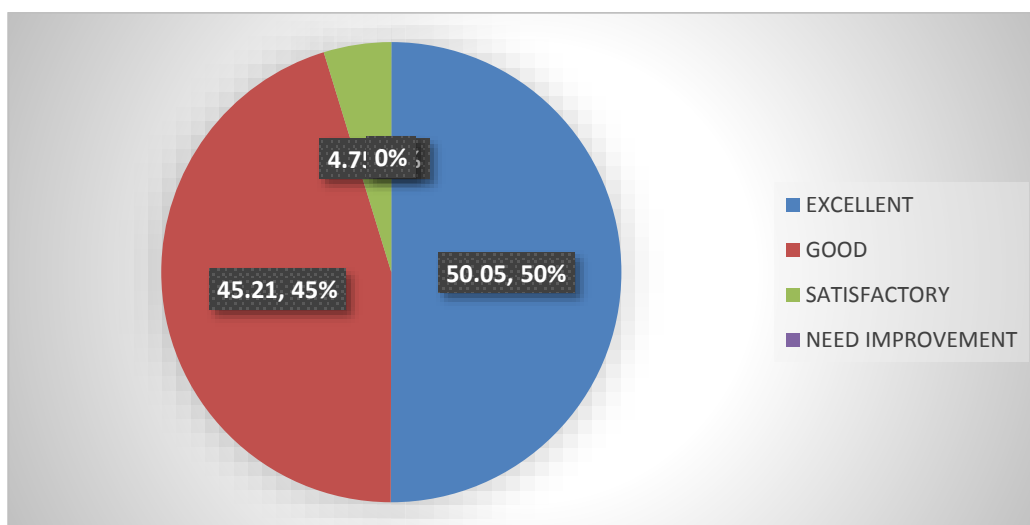
Q - 1: Relevance of syllabus for Core subjects

EXCELLENT	GOOD	SATISFACTORY	NEED IMPROVEMENT
58.07	38.05	3.39	0.49



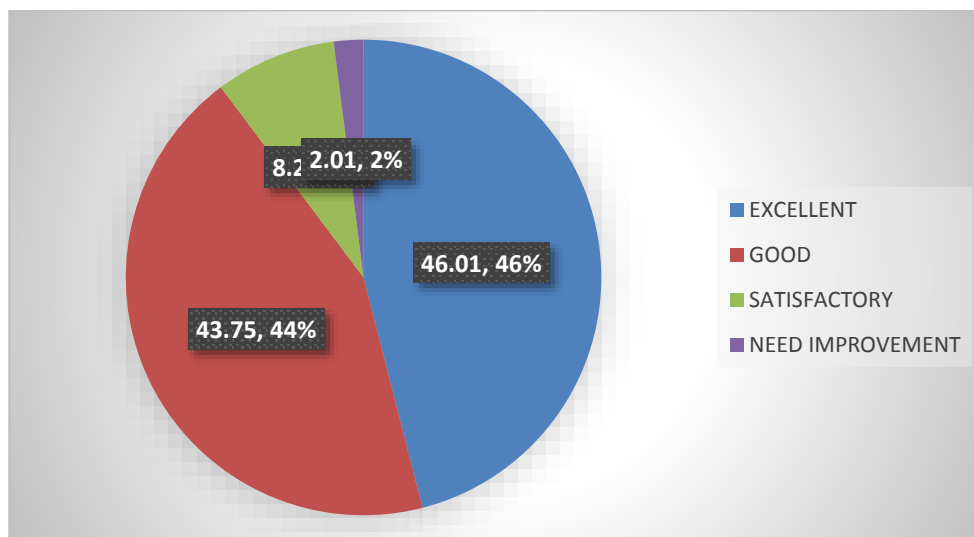
Q - 2: Relevance of syllabus for Elective subjects

EXCELLENT	GOOD	SATISFACTORY	NEED IMPROVEMENT
50.05	45.21	4.75	0.00



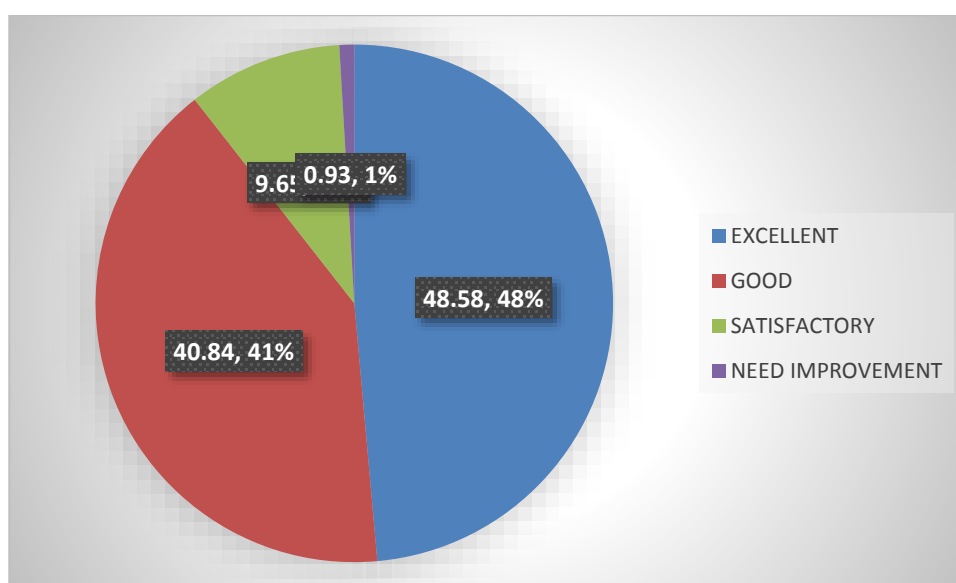
Q - 3: Relevance of syllabus for Project/Dissertation

EXCELLENT	GOOD	SATISFACTORY	NEED IMPROVEMENT
46.01	43.75	8.24	2.01



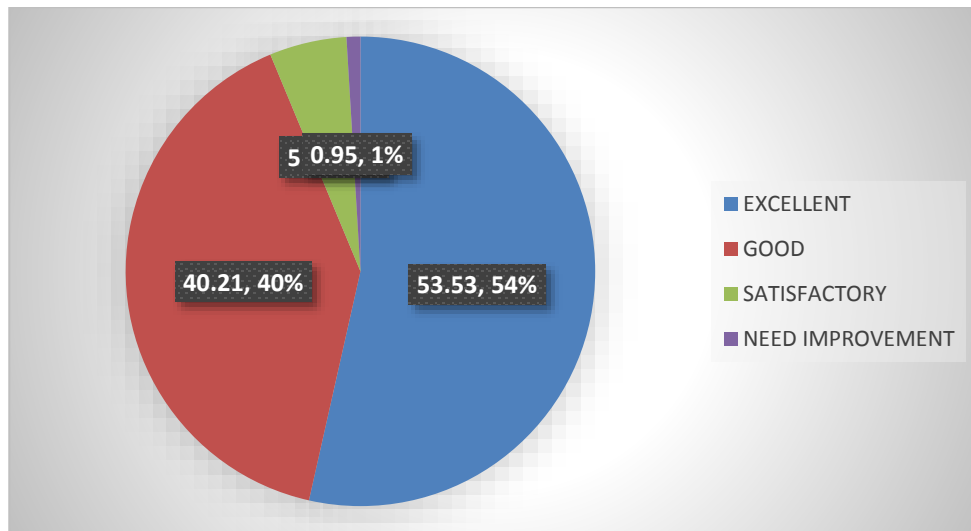
Q - 4: Learning outcomes in terms of concepts, knowledge, skills and analytical abilities

EXCELLENT	GOOD	SATISFACTORY	NEED IMPROVEMENT
48.58	40.84	9.65	0.93



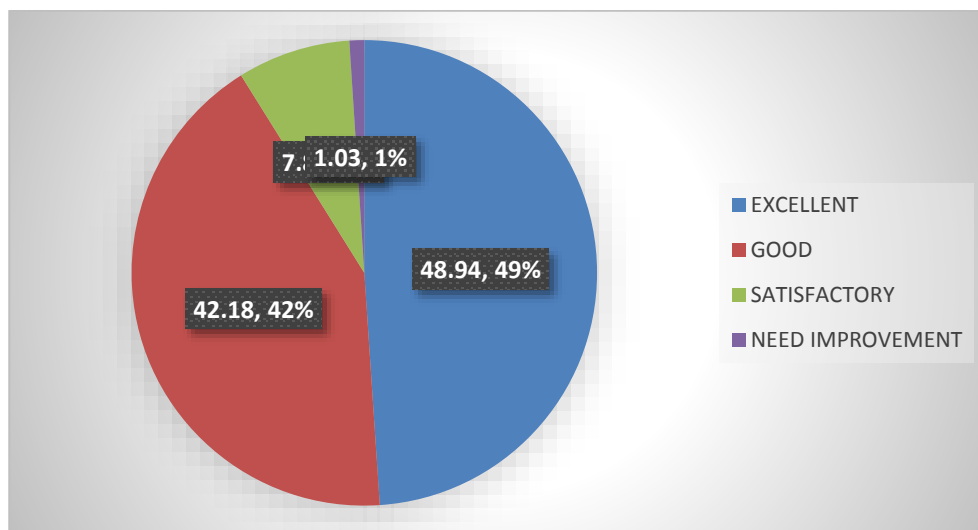
Q - 5: Depth of the Course Content

EXCELLENT	GOOD	SATISFACTORY	NEED IMPROVEMENT
53.53	40.21	5.32	0.95



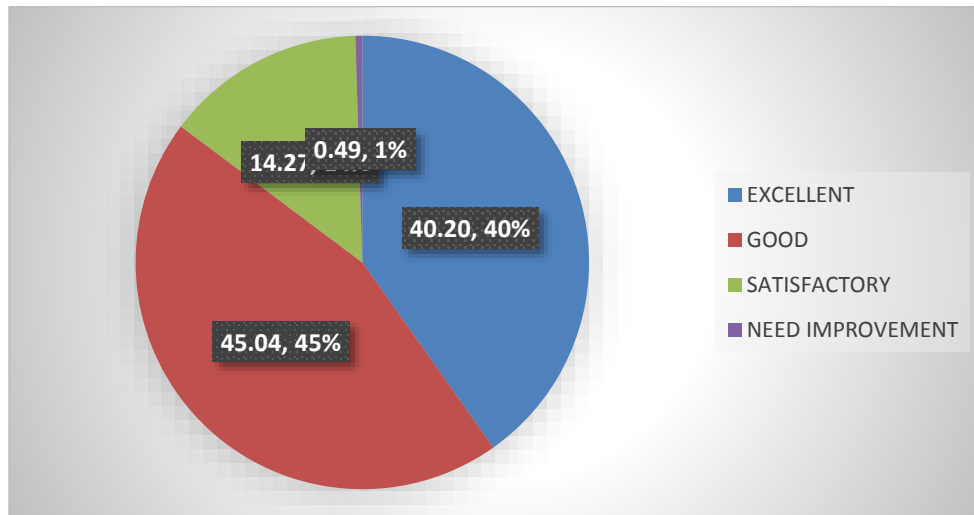
Q - 6: Course content prepares the student to pursue higher studies

EXCELLENT	GOOD	SATISFACTORY	NEED IMPROVEMENT
48.94	42.18	7.86	1.03



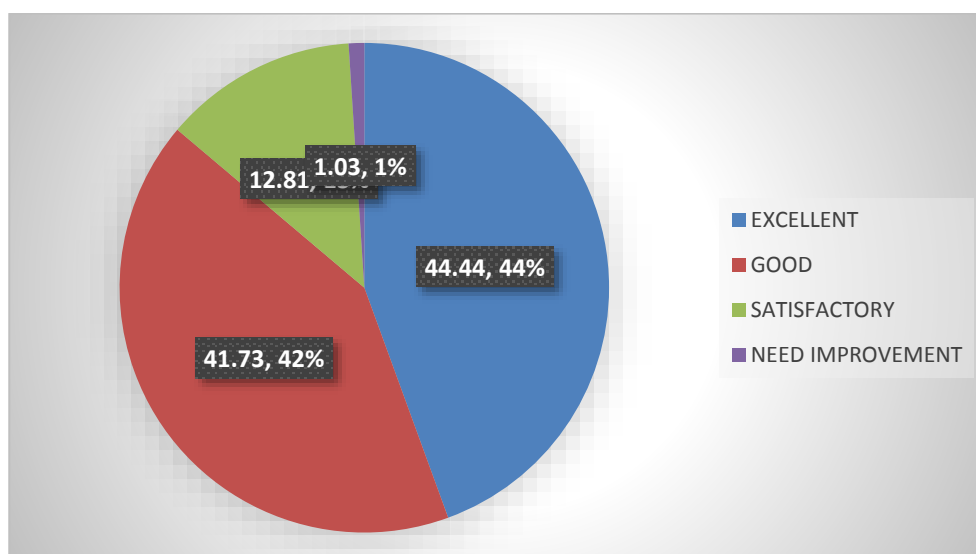
Q - 7: Course content prepares the student to face interviews

EXCELLENT	GOOD	SATISFACTORY	NEED IMPROVEMENT
40.20	45.04	14.27	0.49



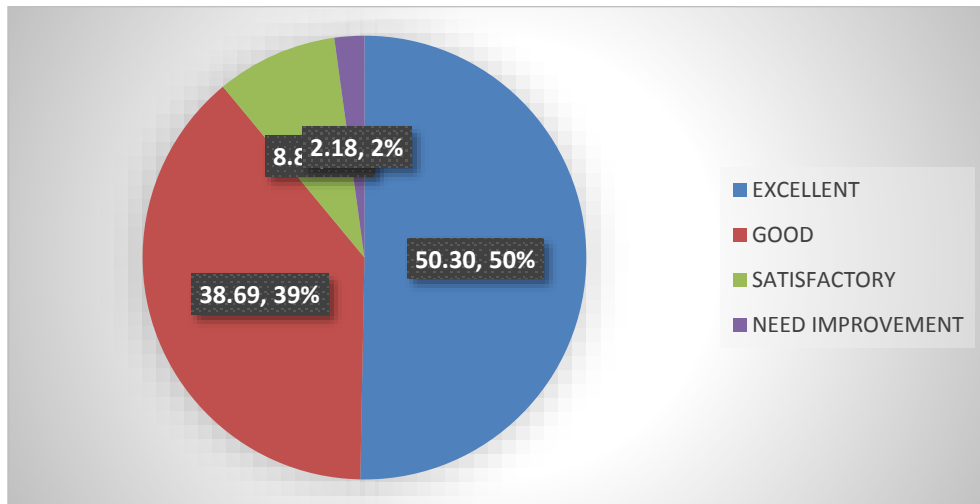
Q - 8: Course content prepares the student to qualify competitive / qualifying examination

EXCELLENT	GOOD	SATISFACTORY	NEED IMPROVEMENT
44.44	41.73	12.81	1.03



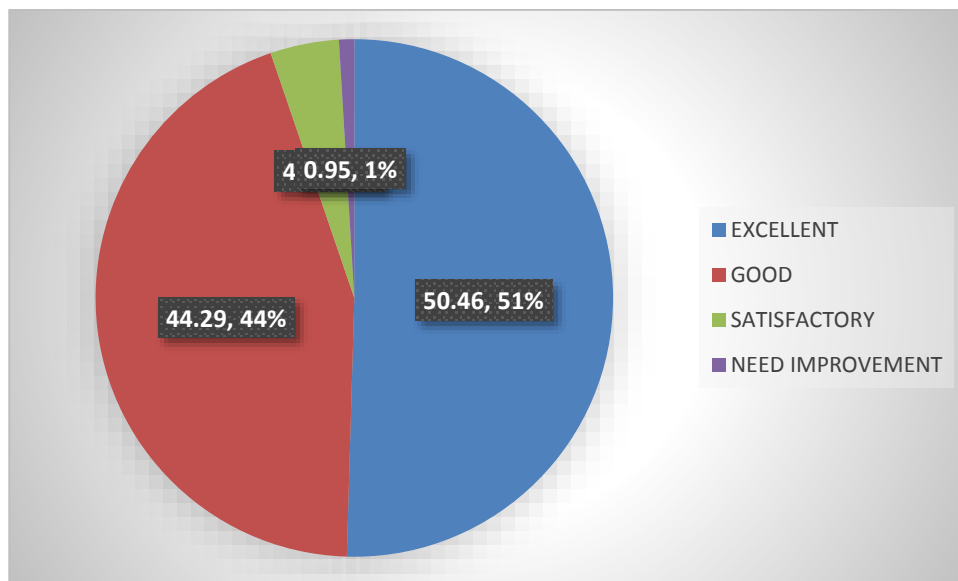
Q - 9: The library holdings for the course

EXCELLENT	GOOD	SATISFACTORY	NEED IMPROVEMENT
50.30	38.69	8.83	2.18



Q - 10: Overall rating

EXCELLENT	GOOD	SATISFACTORY	NEED IMPROVEMENT
50.46	44.29	4.29	0.95

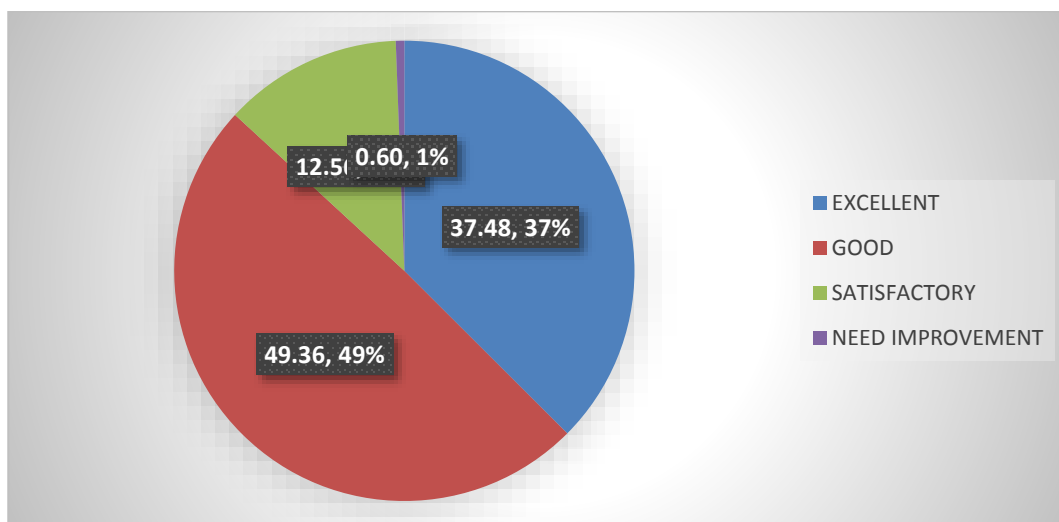


B.Sc., Chemistry

STUDENT RESPONSES (In Percentage)				
PARAMETERS	EXCELLENT	GOOD	SATISFACTORY	NEED IMPROVEMENT
Q - 1	37.48	49.36	12.56	0.60
Q - 2	26.86	56.95	15.13	1.06
Q - 3	23.02	46.16	29.04	1.79
Q - 4	25.35	54.52	17.89	2.25
Q - 5	26.05	53.02	16.17	0.60
Q - 6	30.61	41.94	26.86	0.60
Q - 7	27.33	39.75	29.77	3.15
Q - 8	36.87	38.16	22.72	2.25
Q - 9	40.48	43.75	15.17	0.60
Q - 10	28.90	55.80	10.10	5.20

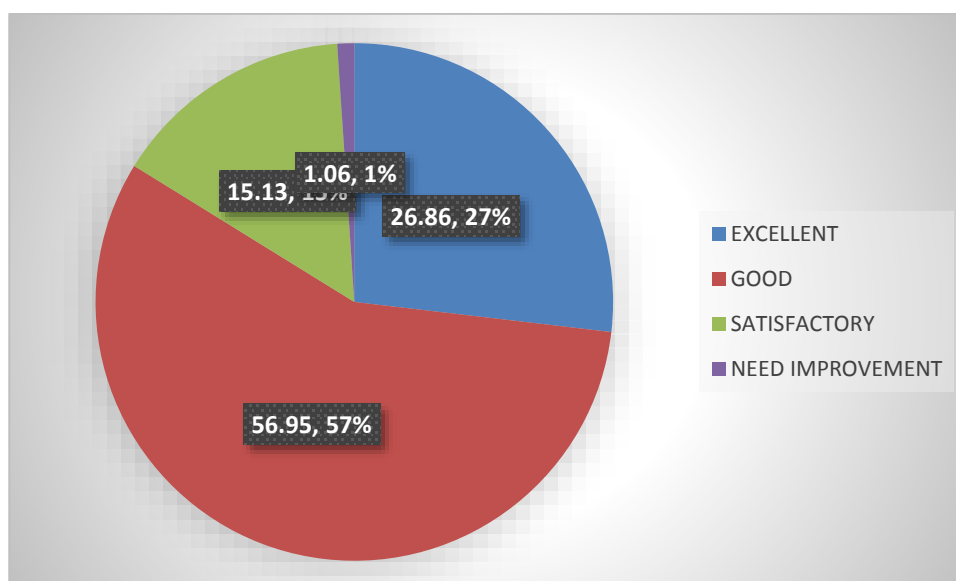
Q - 1: Relevance of syllabus for Core subjects

EXCELLENT	GOOD	SATISFACTORY	NEED IMPROVEMENT
37.48	49.36	12.56	0.60



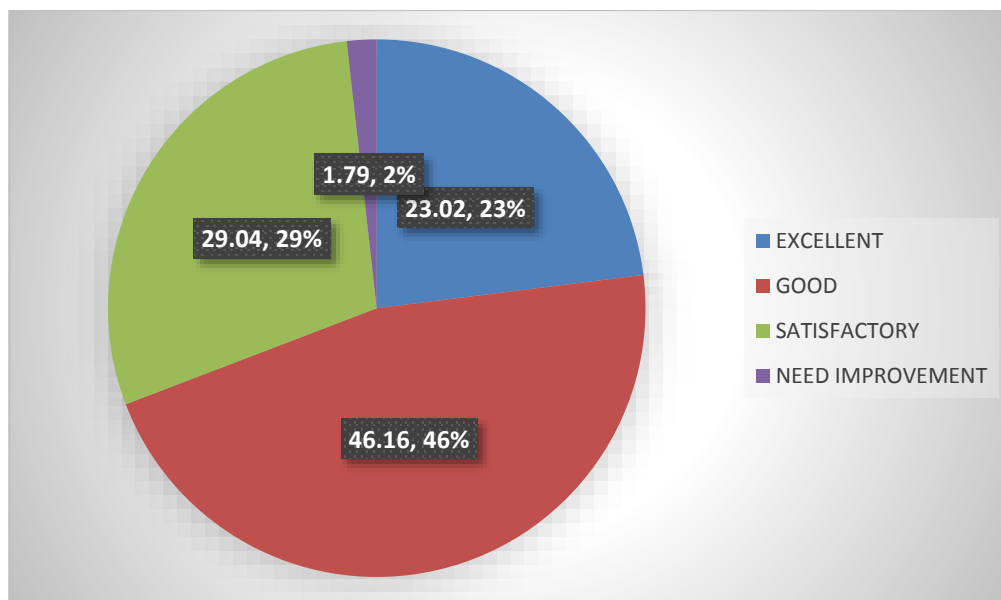
Q - 2: Relevance of syllabus for Elective subjects

EXCELLENT	GOOD	SATISFACTORY	NEED IMPROVEMENT
26.86	56.95	15.13	1.06



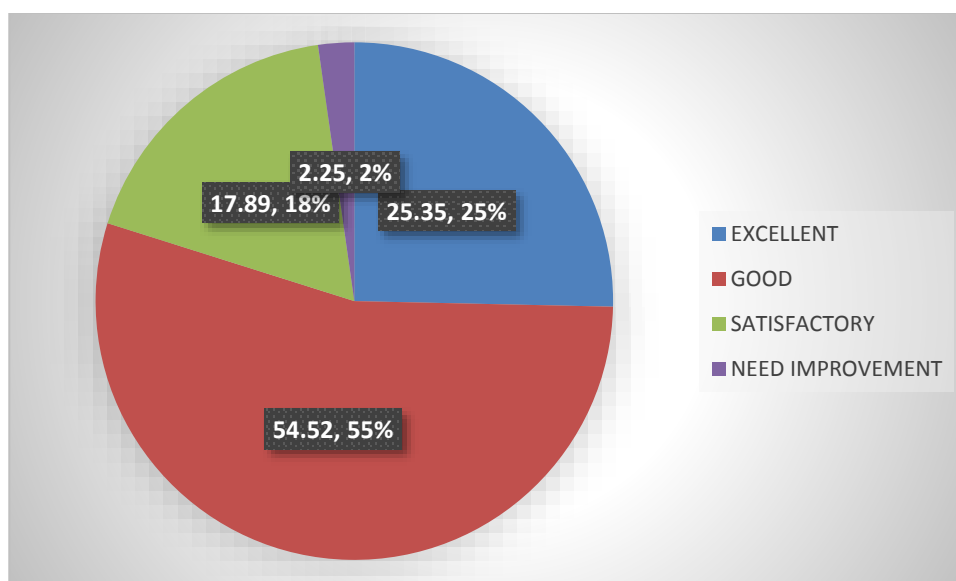
Q - 3: Relevance of syllabus for Project/Dissertation

EXCELLENT	GOOD	SATISFACTORY	NEED IMPROVEMENT
23.02	46.16	29.04	1.79



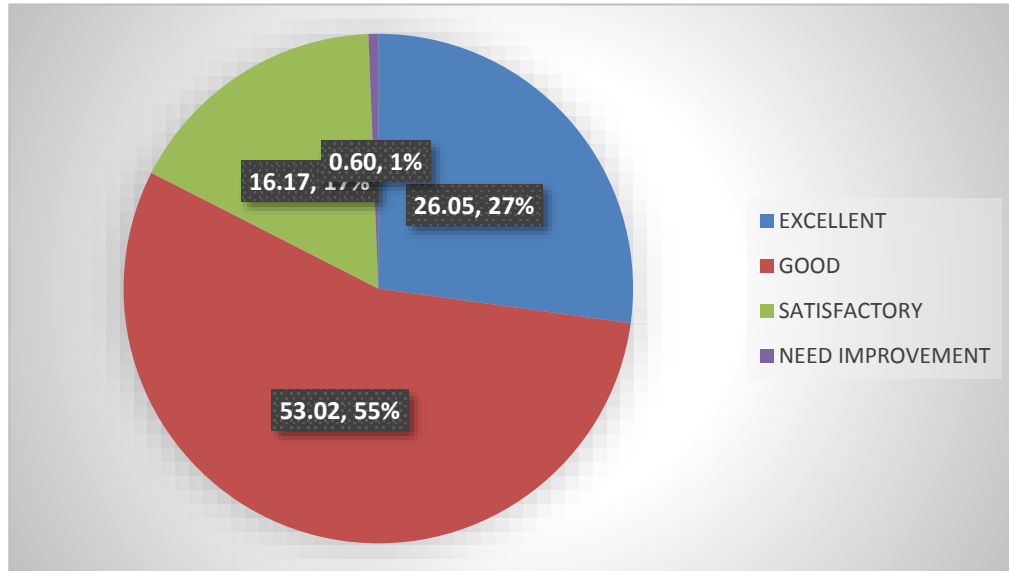
Q - 4: Learning outcomes in terms of concepts, knowledge, skills and analytical abilities

EXCELLENT	GOOD	SATISFACTORY	NEED IMPROVEMENT
25.35	54.52	17.89	2.25



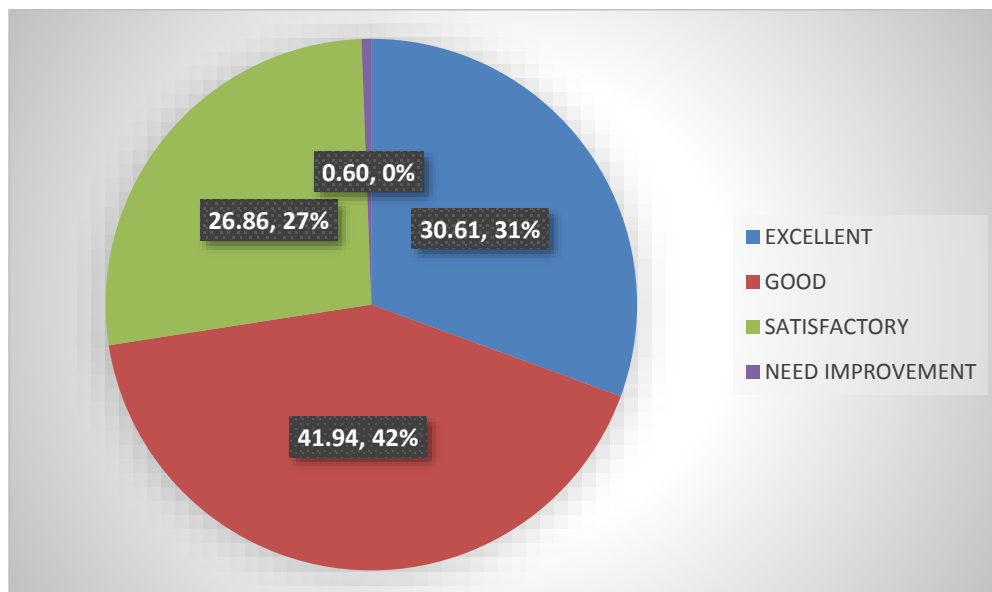
Q - 5: Depth of the Course Content

EXCELLENT	GOOD	SATISFACTORY	NEED IMPROVEMENT
26.05	53.02	16.17	0.60



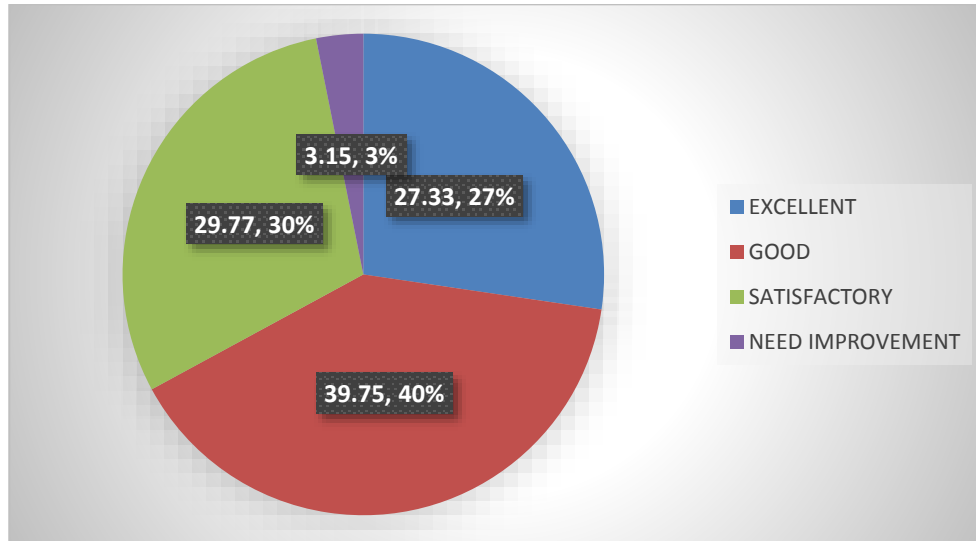
Q - 6: Course content prepares the student to pursue higher studies

EXCELLENT	GOOD	SATISFACTORY	NEED IMPROVEMENT
30.61	41.94	26.86	0.60



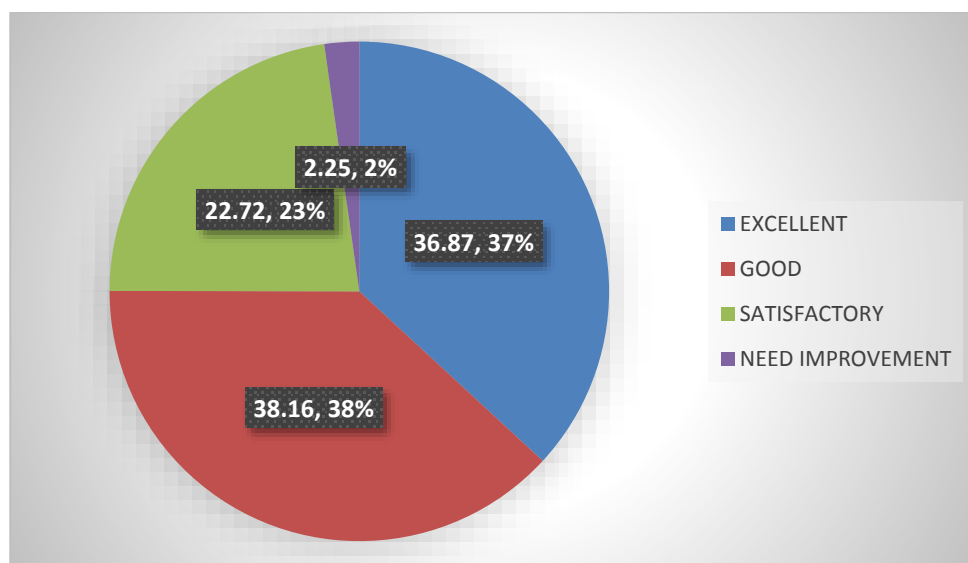
Q - 7: Course content prepares the student to face interviews

EXCELLENT	GOOD	SATISFACTORY	NEED IMPROVEMENT
27.33	39.75	29.77	3.15



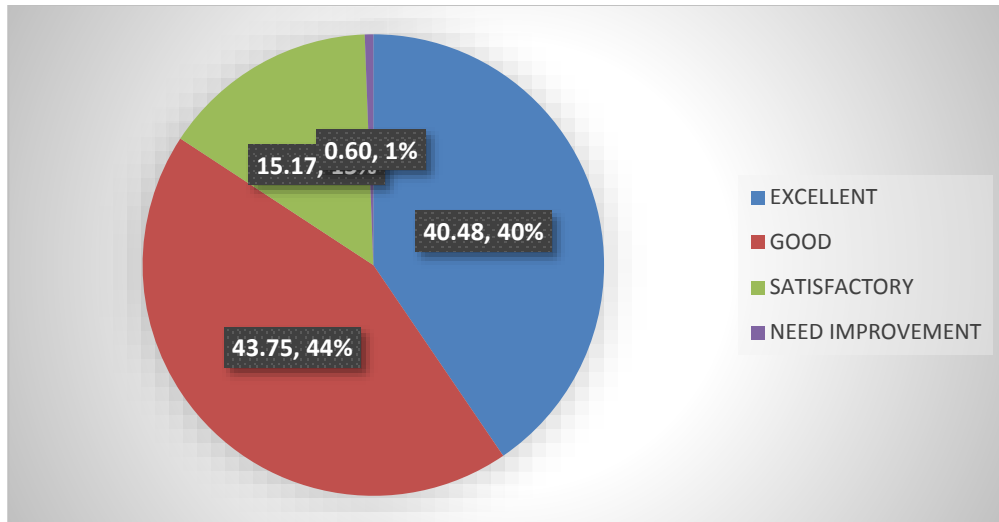
Q - 8: Course content prepares the student to qualify competitive / qualifying examination:

EXCELLENT	GOOD	SATISFACTORY	NEED IMPROVEMENT
36.87	38.16	22.72	2.25



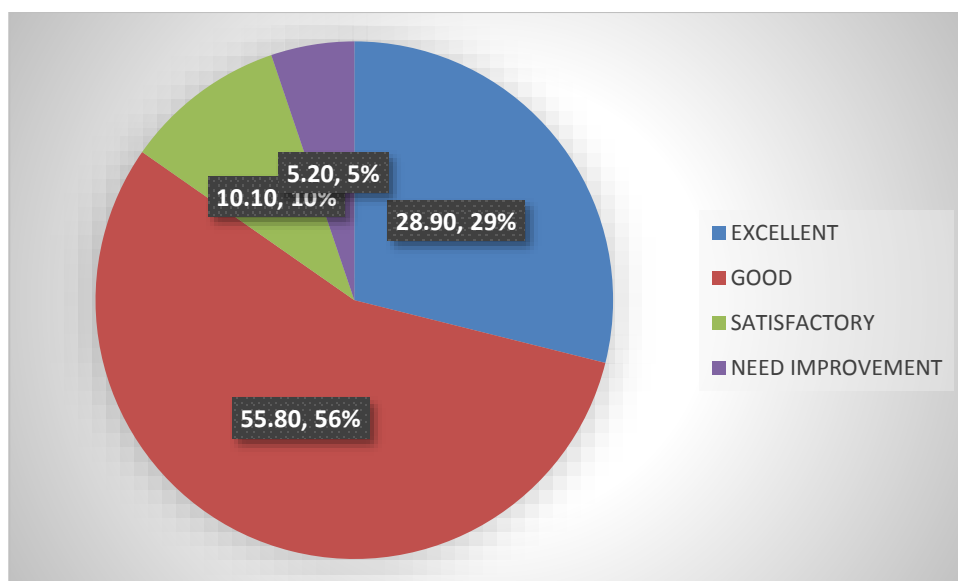
Q - 9: The library holdings for the course

EXCELLENT	GOOD	SATISFACTORY	NEED IMPROVEMENT
40.48	43.75	15.17	0.60



Q - 10: Overall rating

EXCELLENT	GOOD	SATISFACTORY	NEED IMPROVEMENT
28.90	55.80	10.10	5.20

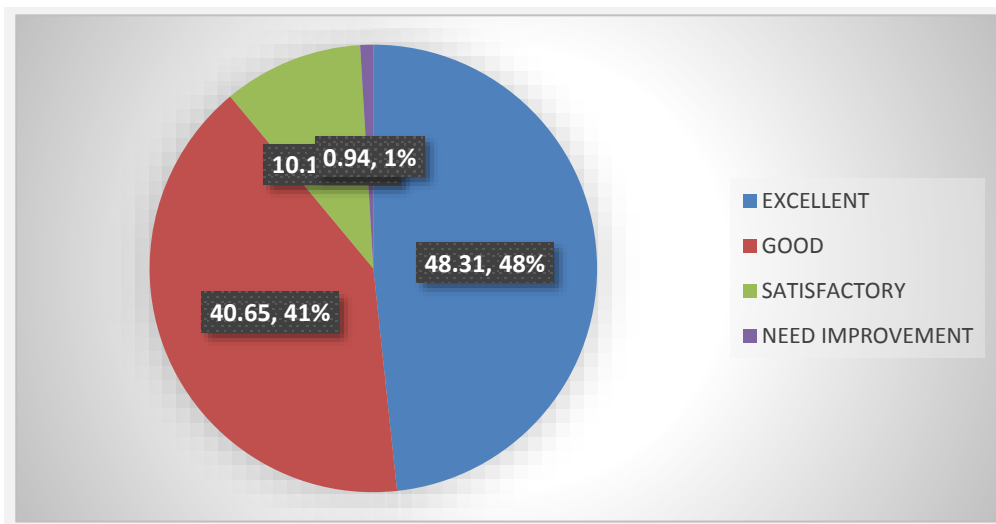


B.SC., Plant Biology and Plant Biotechnology

STUDENT RESPONSES (In Percentage)				
PARAMETERS	EXCELLENT	GOOD	SATISFACTORY	NEED IMPROVEMENT
Q - 1	48.31	40.65	10.11	0.94
Q - 2	37.42	49.65	11.40	1.54
Q - 3	36.08	46.69	15.94	1.29
Q - 4	40.93	44.95	12.88	1.24
Q - 5	39.31	42.99	15.09	2.61
Q - 6	39.90	44.14	13.76	2.20
Q - 7	33.58	44.22	19.62	2.58
Q - 8	35.59	45.98	15.50	2.93
Q - 9	41.96	42.91	13.82	1.31
Q - 10	42.22	44.50	12.04	1.24

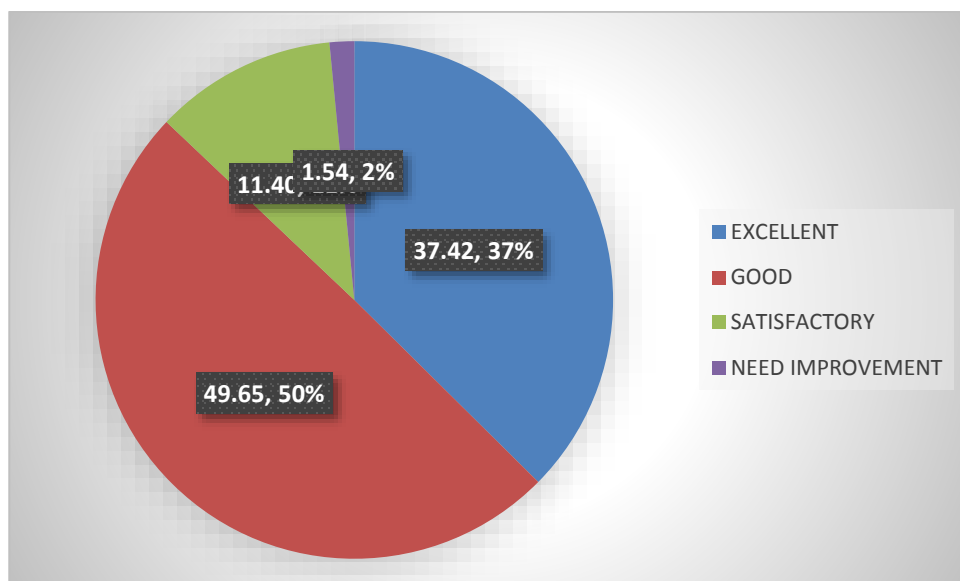
Q - 1: Relevance of syllabus for Core subjects

EXCELLENT	GOOD	SATISFACTORY	NEED IMPROVEMENT
48.31	40.65	10.11	0.94



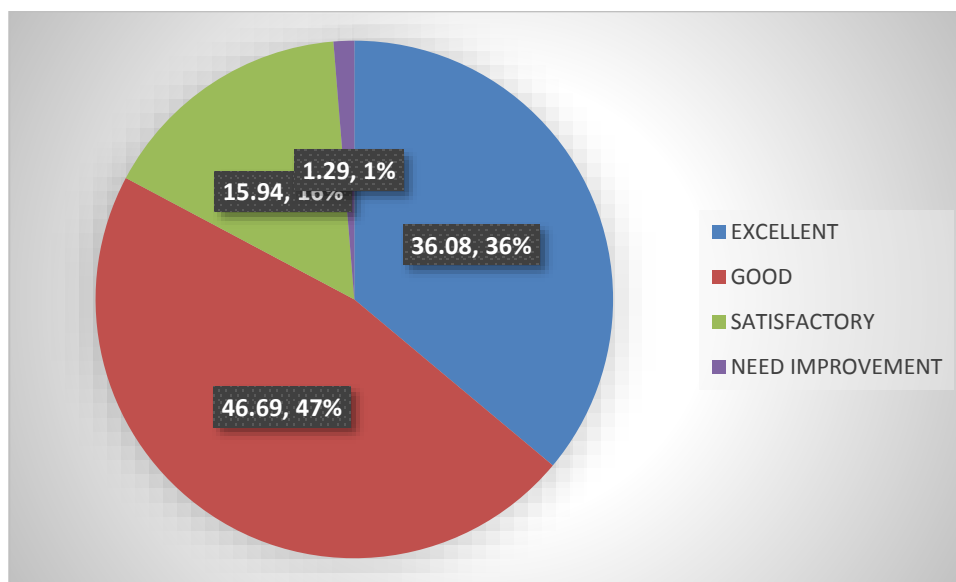
Q - 2: Relevance of syllabus for Elective subjects

EXCELLENT	GOOD	SATISFACTORY	NEED IMPROVEMENT
37.42	49.65	11.40	1.54



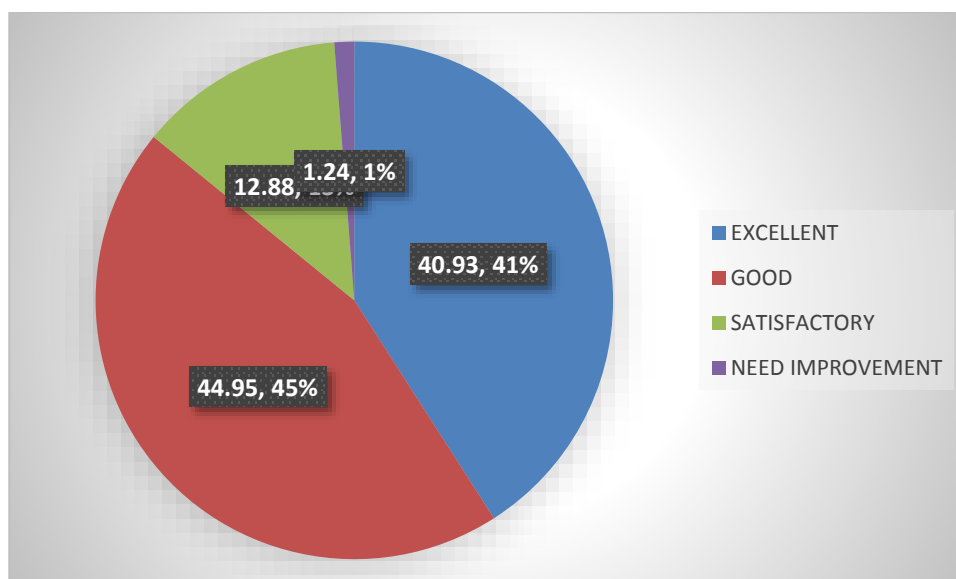
Q - 3: Relevance of syllabus for Project/Dissertation

EXCELLENT	GOOD	SATISFACTORY	NEED IMPROVEMENT
36.08	46.69	15.94	1.29



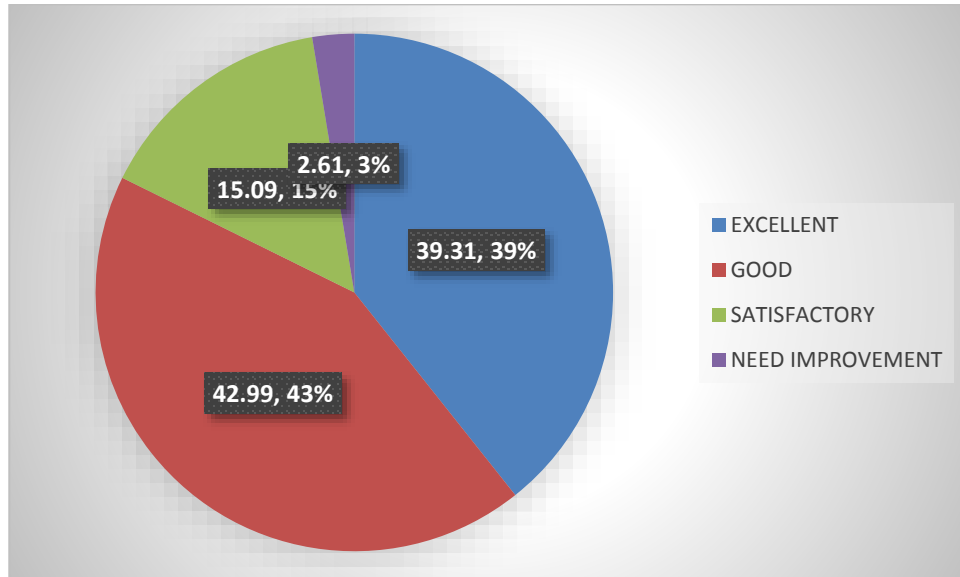
Q - 4: Learning outcomes in terms of concepts, knowledge, skills and analytical abilities

EXCELLENT	GOOD	SATISFACTORY	NEED IMPROVEMENT
40.93	44.95	12.88	1.24



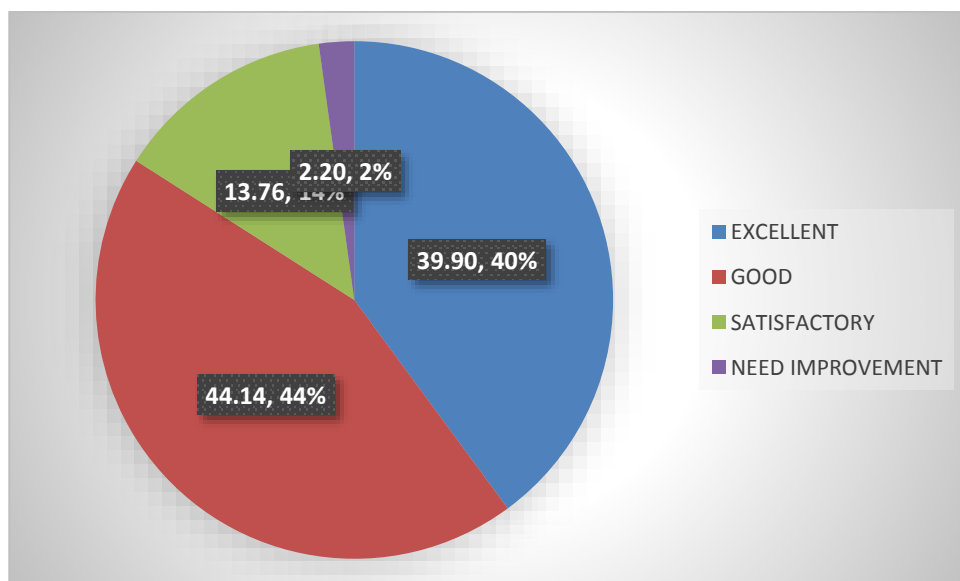
Q - 5: Depth of the Course Content

EXCELLENT	GOOD	SATISFACTORY	NEED IMPROVEMENT
39.31	42.99	15.09	2.61



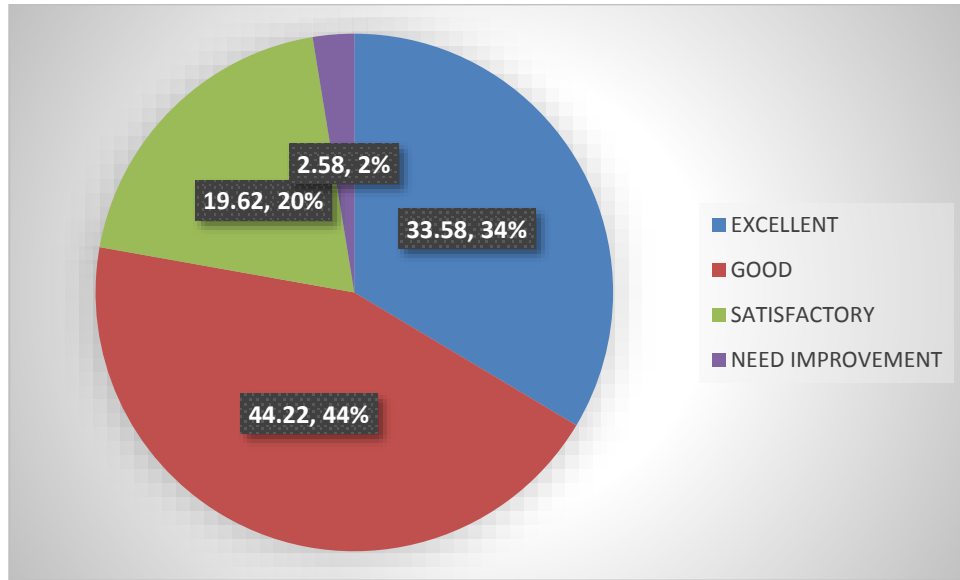
Q - 6: Course content prepares the student to pursue higher studies

EXCELLENT	GOOD	SATISFACTORY	NEED IMPROVEMENT
39.90	44.14	13.76	2.20



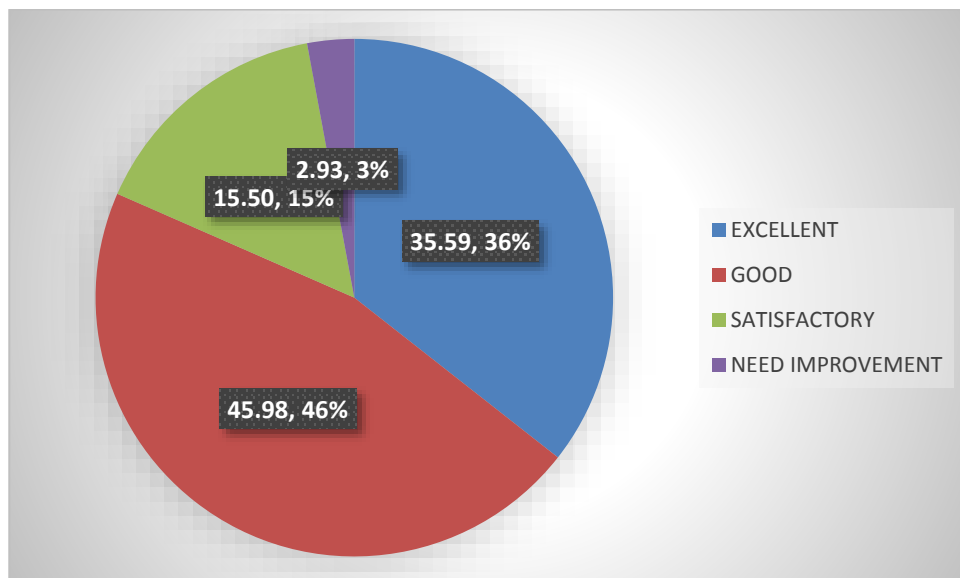
Q - 7: Course content prepares the student to face interviews

EXCELLENT	GOOD	SATISFACTORY	NEED IMPROVEMENT
33.58	44.22	19.62	2.58



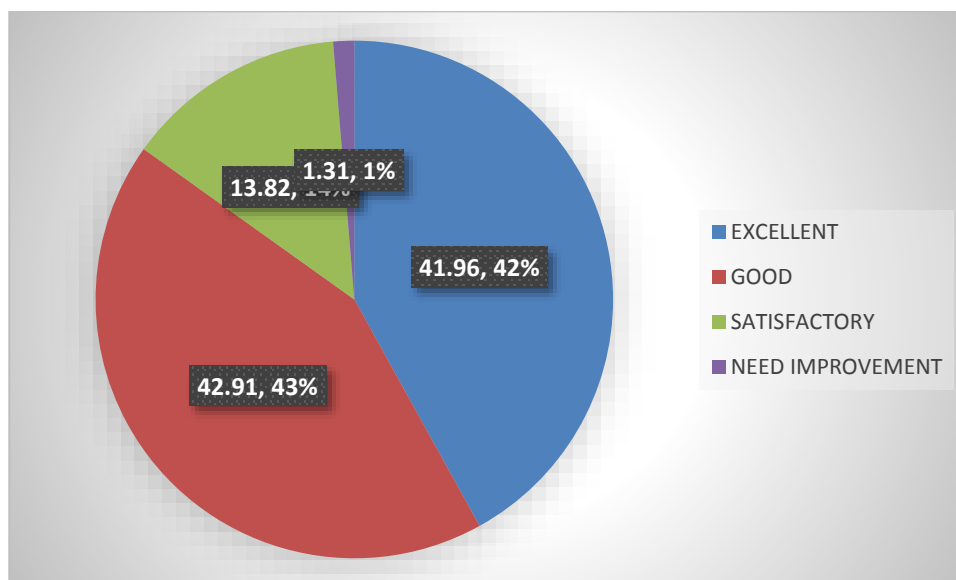
Q - 8: Course content prepares the student to qualify competitive / qualifying examination

EXCELLENT	GOOD	SATISFACTORY	NEED IMPROVEMENT
35.59	45.98	15.50	2.93



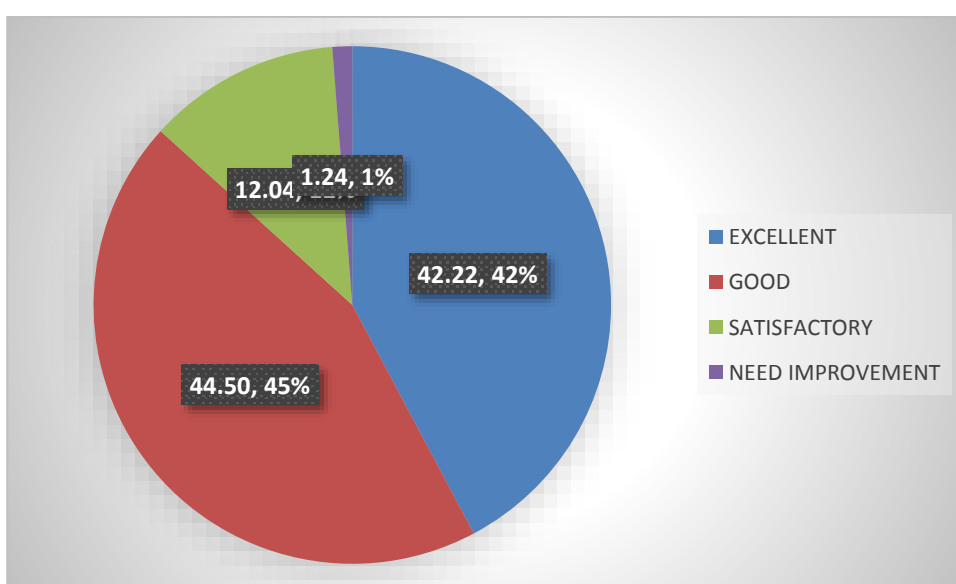
Q - 9: The library holdings for the course

EXCELLENT	GOOD	SATISFACTORY	NEED IMPROVEMENT
41.96	42.91	13.82	1.31



Q - 10: Overall rating

EXCELLENT	GOOD	SATISFACTORY	NEED IMPROVEMENT
42.22	44.50	12.04	1.24

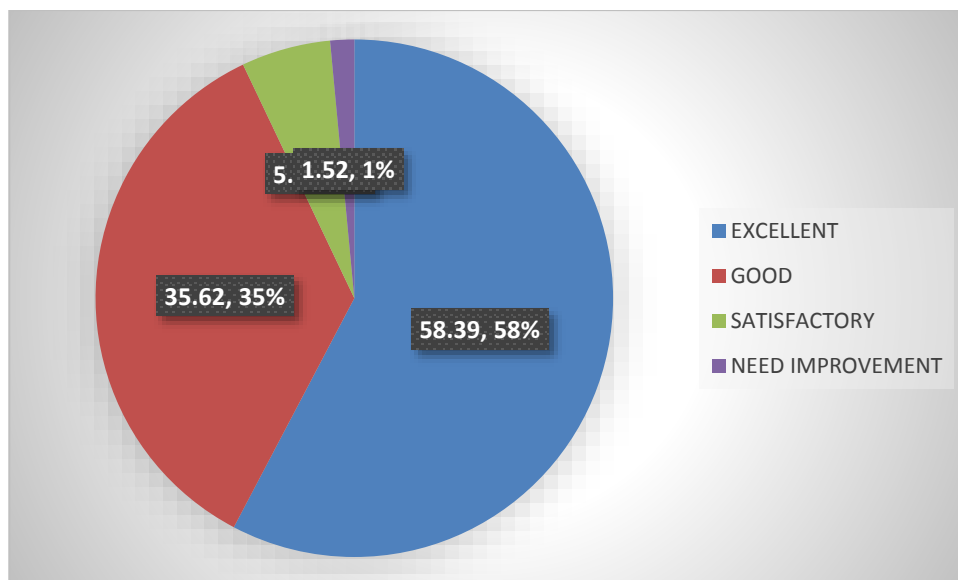


B.SC., PHYSICS

STUDENT RESPONSES (In Percentage)				
PARAMETERS	EXCELLENT	GOOD	SATISFACTORY	NEED IMPROVEMENT
Q - 1	58.39	35.62	5.65	1.52
Q - 2	58.20	27.66	13.93	0.38
Q - 3	58.19	24.62	13.68	3.34
Q - 4	57.32	25.77	15.73	1.52
Q - 5	52.27	33.46	12.21	1.89
Q - 6	53.32	33.26	11.20	2.06
Q - 7	52.06	25.67	16.00	5.11
Q - 8	52.70	25.93	15.82	5.55
Q - 9	53.11	37.91	6.52	2.47
Q - 10	51.22	40.09	6.84	1.52

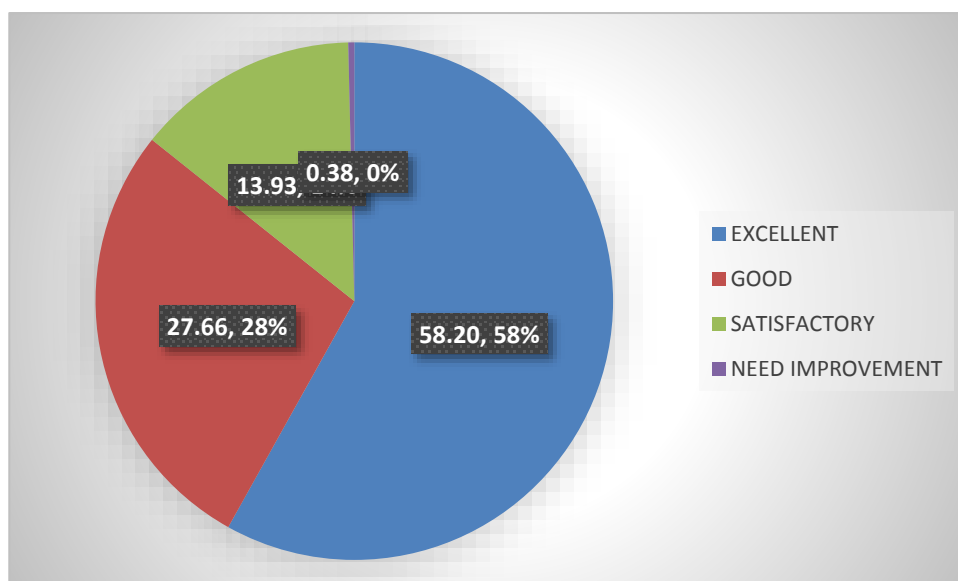
Q - 1: Relevance of syllabus for Core subjects

EXCELLENT	GOOD	SATISFACTORY	NEED IMPROVEMENT
58.39	35.62	5.65	1.52



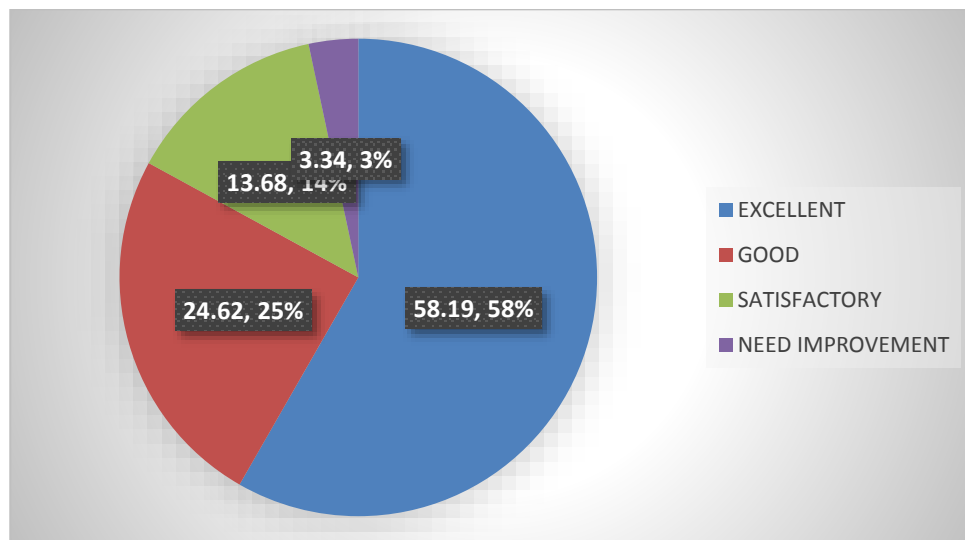
Q - 2: Relevance of syllabus for Elective subjects

EXCELLENT	GOOD	SATISFACTORY	NEED IMPROVEMENT
58.20	27.66	13.93	0.38



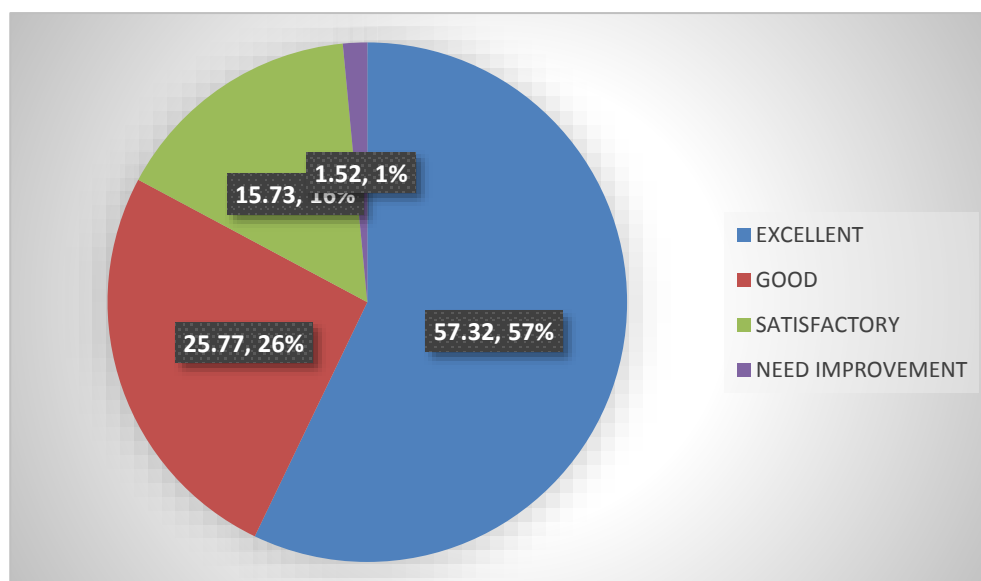
Q - 3: Relevance of syllabus for Project/Dissertation

EXCELLENT	GOOD	SATISFACTORY	NEED IMPROVEMENT
58.19	24.62	13.68	3.34



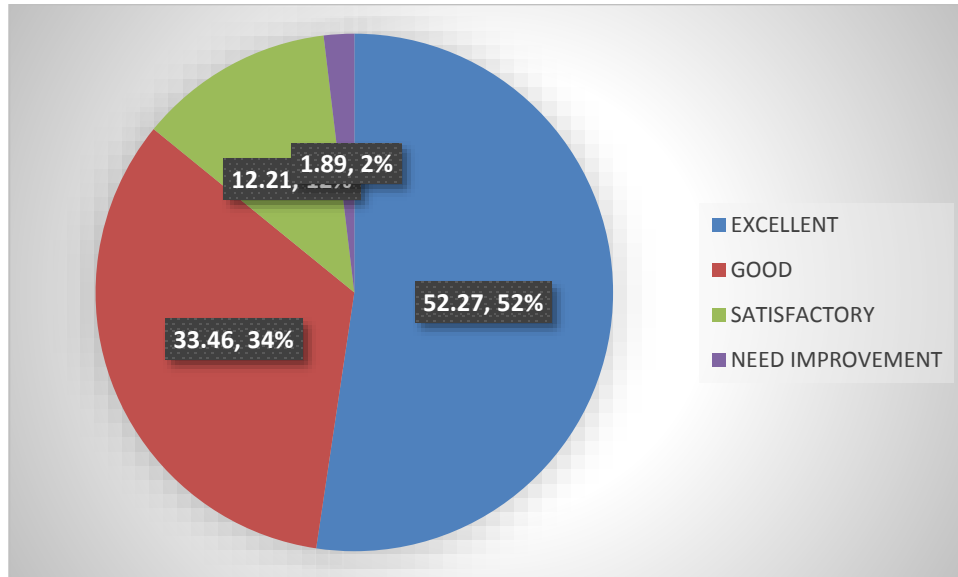
Q - 4: Learning outcomes in terms of concepts, knowledge, skills and analytical abilities

EXCELLENT	GOOD	SATISFACTORY	NEED IMPROVEMENT
57.32	25.77	15.73	1.52



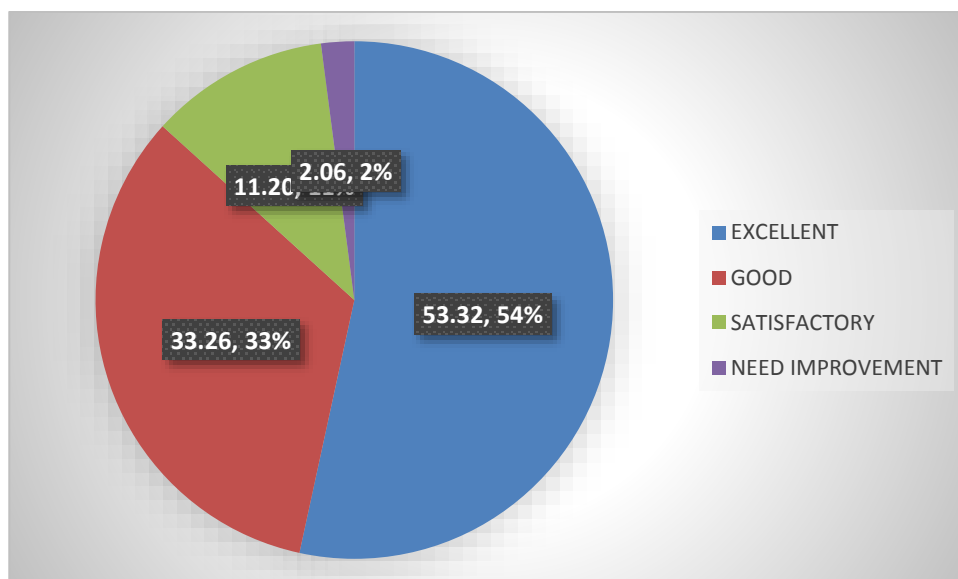
Q - 5: Depth of the Course Content

EXCELLENT	GOOD	SATISFACTORY	NEED IMPROVEMENT
52.27	33.46	12.21	1.89



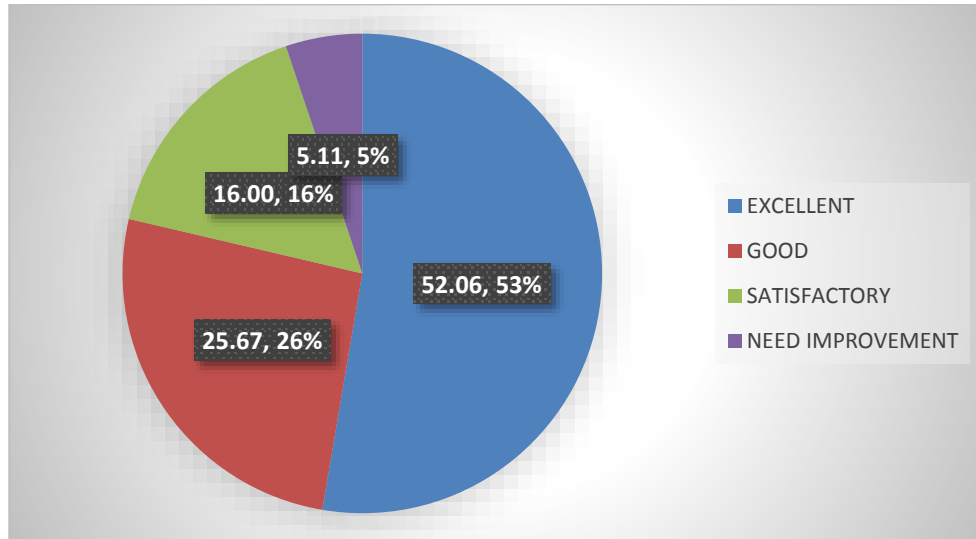
Q - 6: Course content prepares the student to pursue higher studies

EXCELLENT	GOOD	SATISFACTORY	NEED IMPROVEMENT
53.32	33.26	11.20	2.06



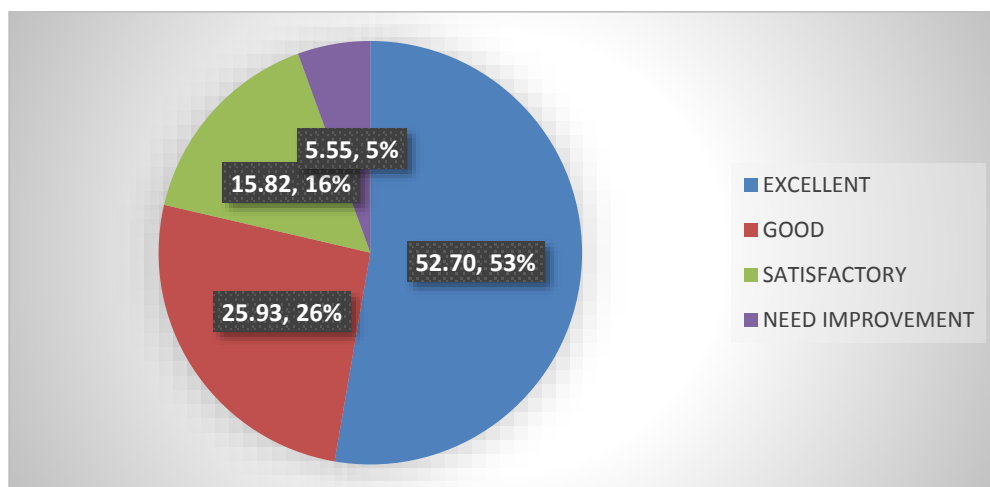
Q - 7: Course content prepares the student to face interviews

EXCELLENT	GOOD	SATISFACTORY	NEED IMPROVEMENT
52.06	25.67	16.00	5.11



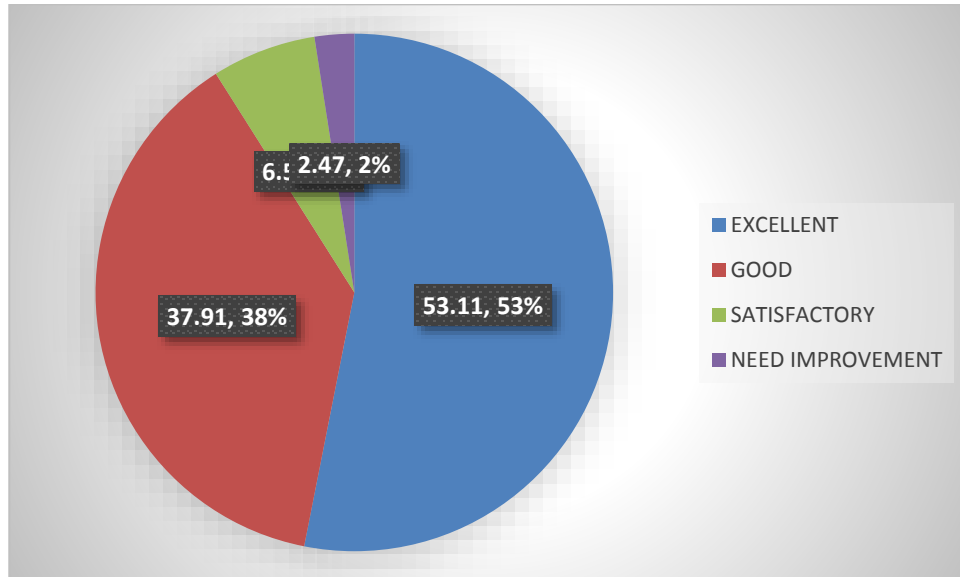
Q - 8: Course content prepares the student to qualify competitive / qualifying examination

EXCELLENT	GOOD	SATISFACTORY	NEED IMPROVEMENT
52.70	25.93	15.82	5.55



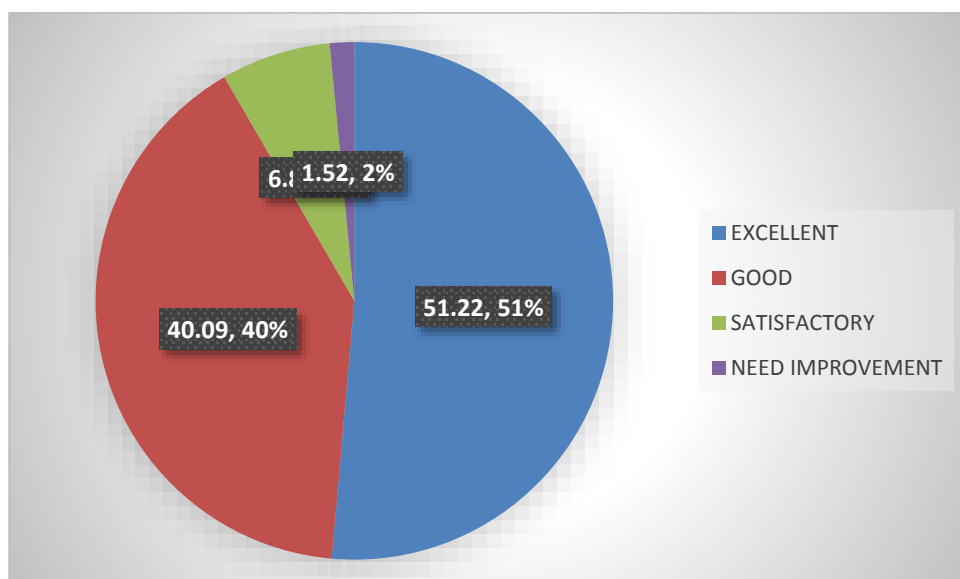
Q - 9: The library holdings for the course

EXCELLENT	GOOD	SATISFACTORY	NEED IMPROVEMENT
53.11	37.91	6.52	2.47



Q - 10: Overall rating

EXCELLENT	GOOD	SATISFACTORY	NEED IMPROVEMENT
51.22	40.09	6.84	1.52

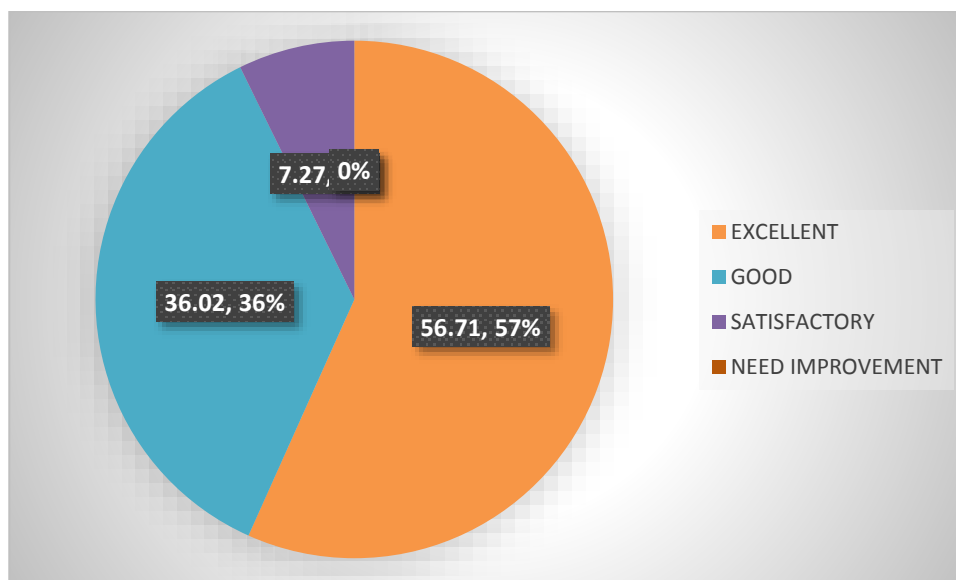


B.SC., MATHEMATICS

STUDENT RESPONSES (In Percentage)				
PARAMETERS	EXCELLENT	GOOD	SATISFACTORY	NEED IMPROVEMENT
Q - 1	56.71	36.02	7.27	0.00
Q - 2	36.96	53.54	8.65	0.86
Q - 3	24.05	44.32	30.35	1.28
Q - 4	43.90	43.70	10.51	1.90
Q - 5	43.04	28.50	27.41	1.04
Q - 6	41.62	27.56	28.50	2.33
Q - 7	35.96	49.31	10.75	3.99
Q - 8	42.67	47.49	7.51	2.33
Q - 9	61.13	25.94	10.42	2.52
Q - 10	61.85	28.84	8.04	1.28

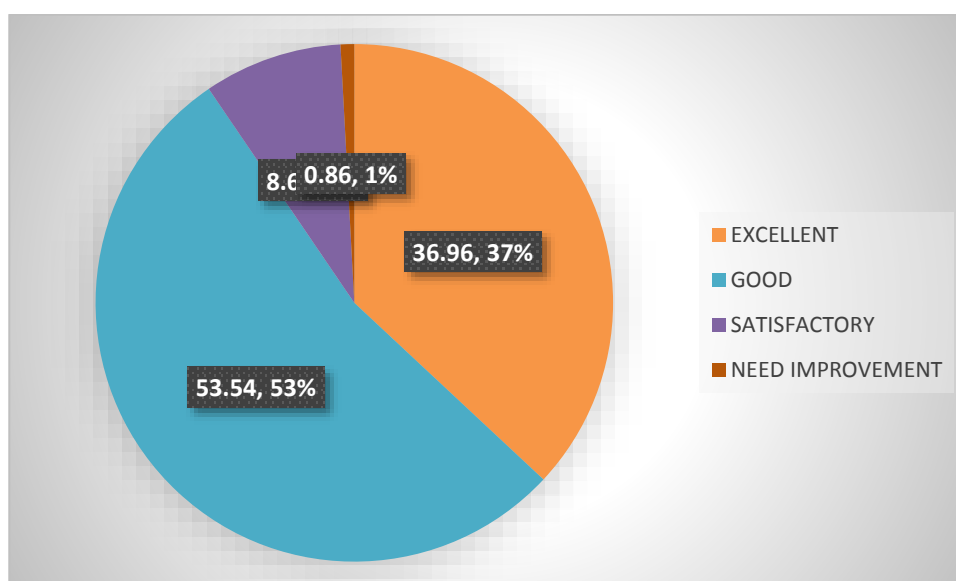
Q - 1: Relevance of syllabus for Core subjects

EXCELLENT	GOOD	SATISFACTORY	NEED IMPROVEMENT
56.71	36.02	7.27	0.00



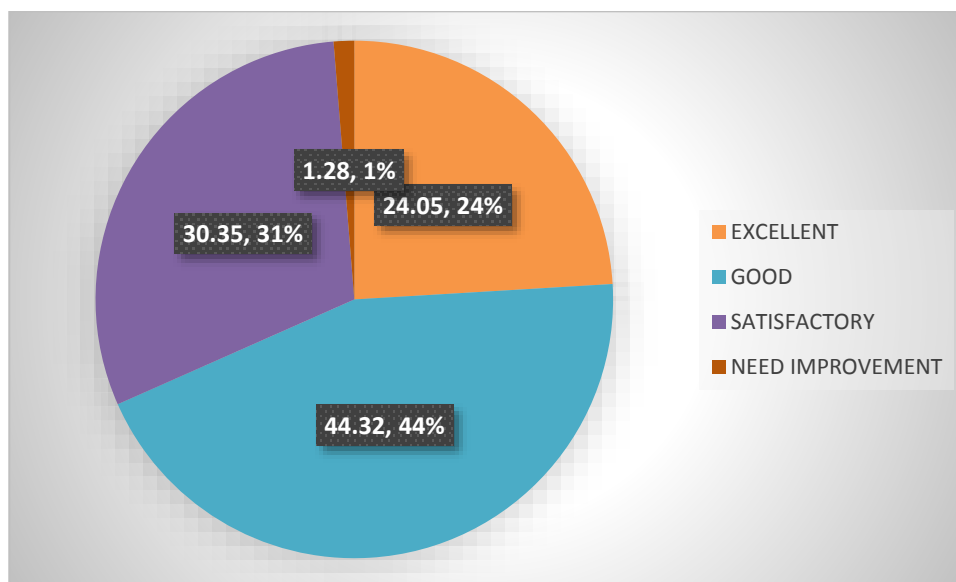
Q - 2: Relevance of syllabus for Elective subjects

EXCELLENT	GOOD	SATISFACTORY	NEED IMPROVEMENT
36.96	53.54	8.65	0.86



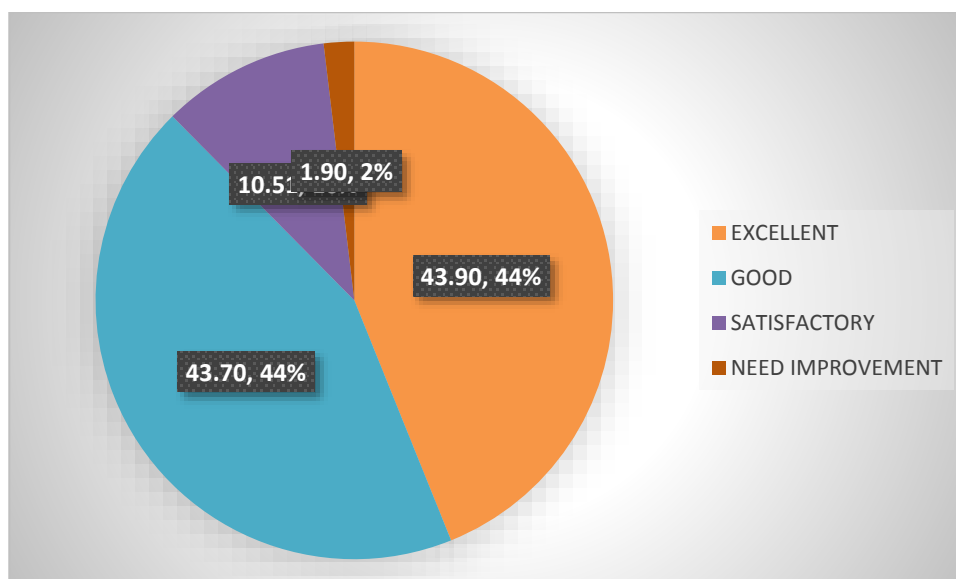
Q - 3: Relevance of syllabus for Project/Dissertation

EXCELLENT	GOOD	SATISFACTORY	NEED IMPROVEMENT
24.05	44.32	30.35	1.28



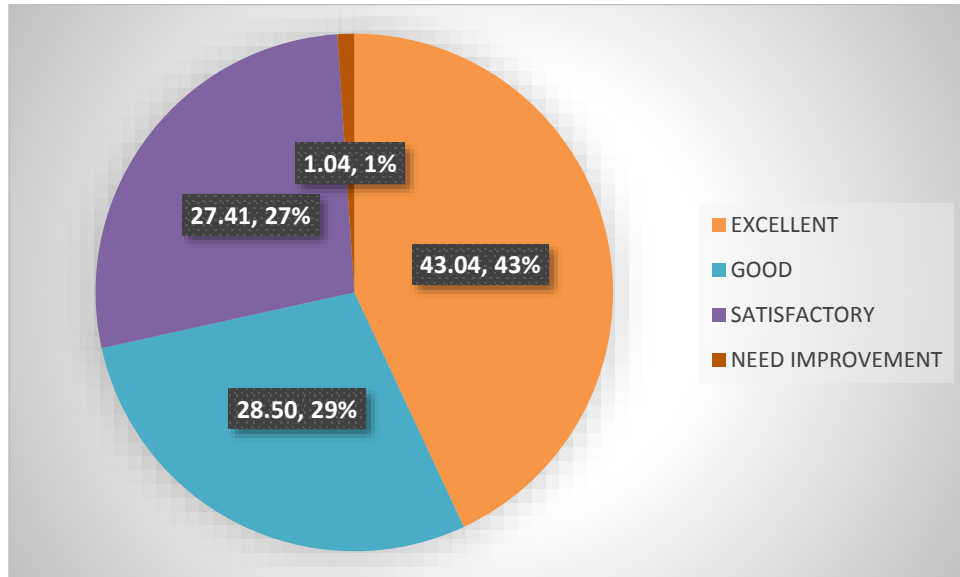
Q - 4: Learning outcomes in terms of concepts, knowledge, skills and analytical abilities

EXCELLENT	GOOD	SATISFACTORY	NEED IMPROVEMENT
43.90	43.70	10.51	1.90



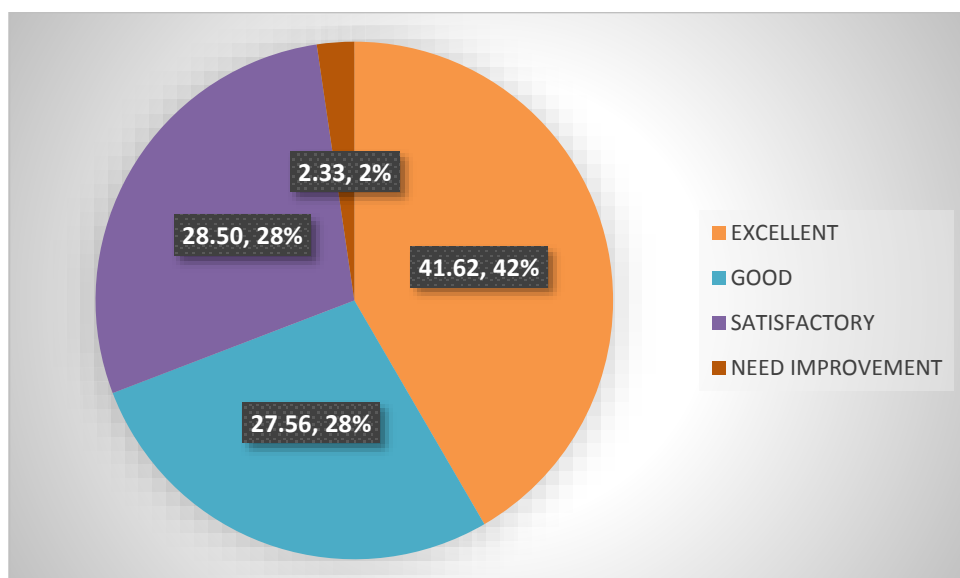
Q - 5: Depth of the Course Content

EXCELLENT	GOOD	SATISFACTORY	NEED IMPROVEMENT
43.04	28.50	27.41	1.04



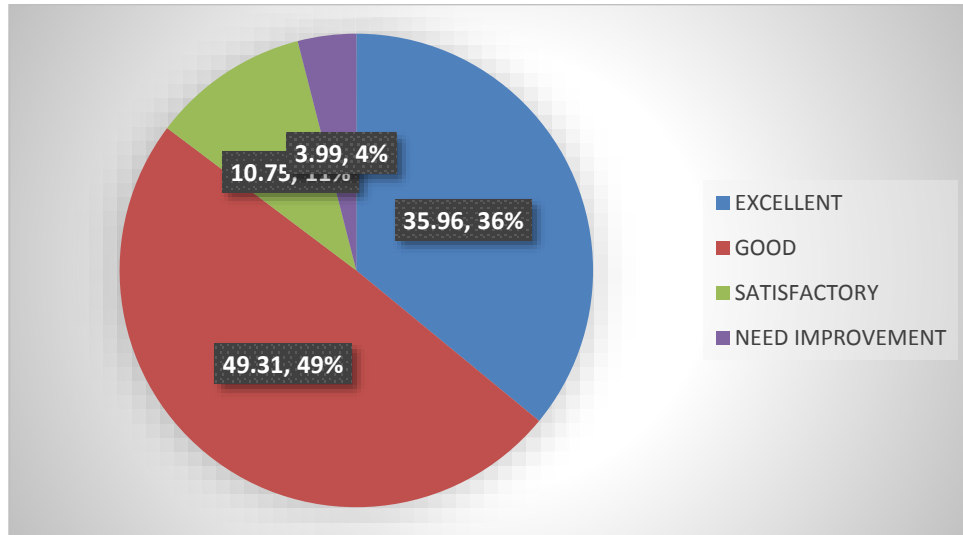
Q - 6: Course content prepares the student to pursue higher studies

EXCELLENT	GOOD	SATISFACTORY	NEED IMPROVEMENT
41.62	27.56	28.50	2.33



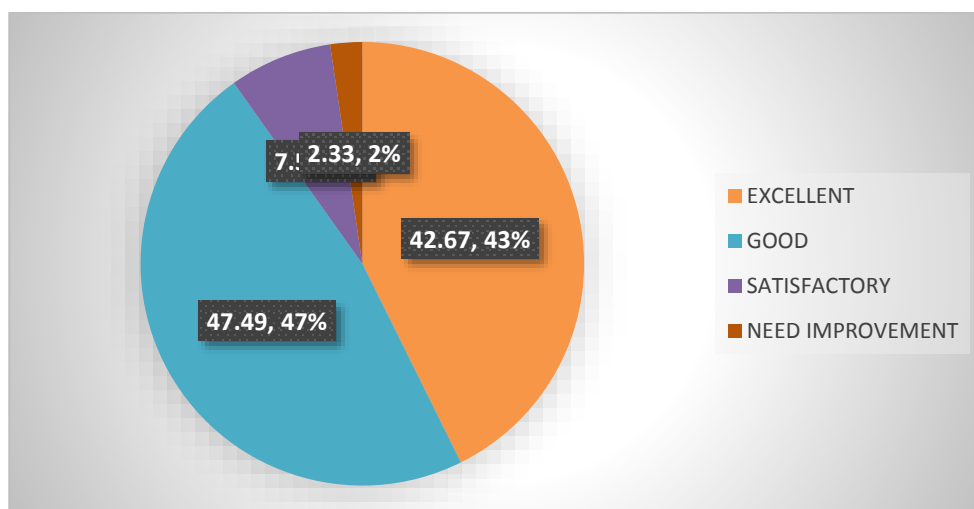
Q - 7: Course content prepares the student to face interviews

EXCELLENT	GOOD	SATISFACTORY	NEED IMPROVEMENT
35.96	49.31	10.75	3.99



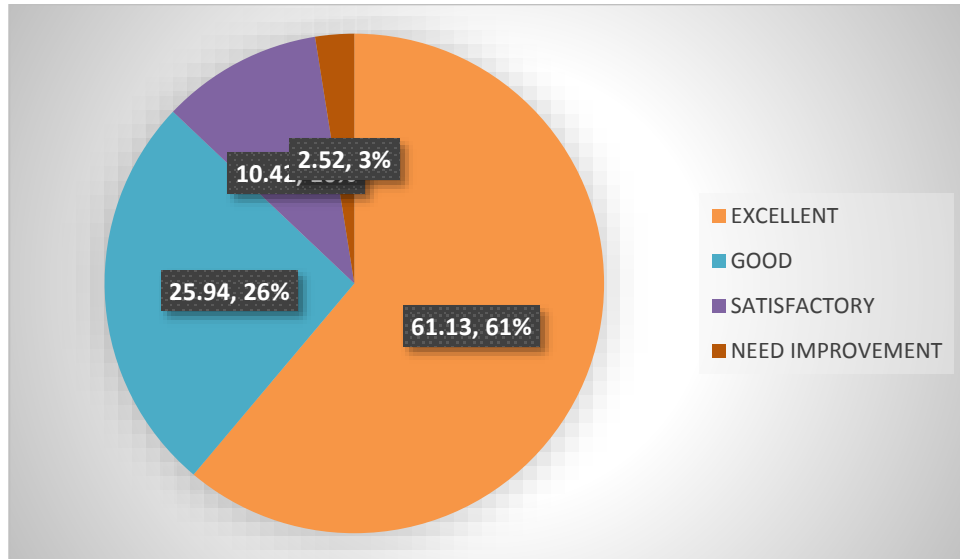
Q - 8: Course content prepares the student to qualify competitive / qualifying examination

EXCELLENT	GOOD	SATISFACTORY	NEED IMPROVEMENT
42.67	47.49	7.51	2.33



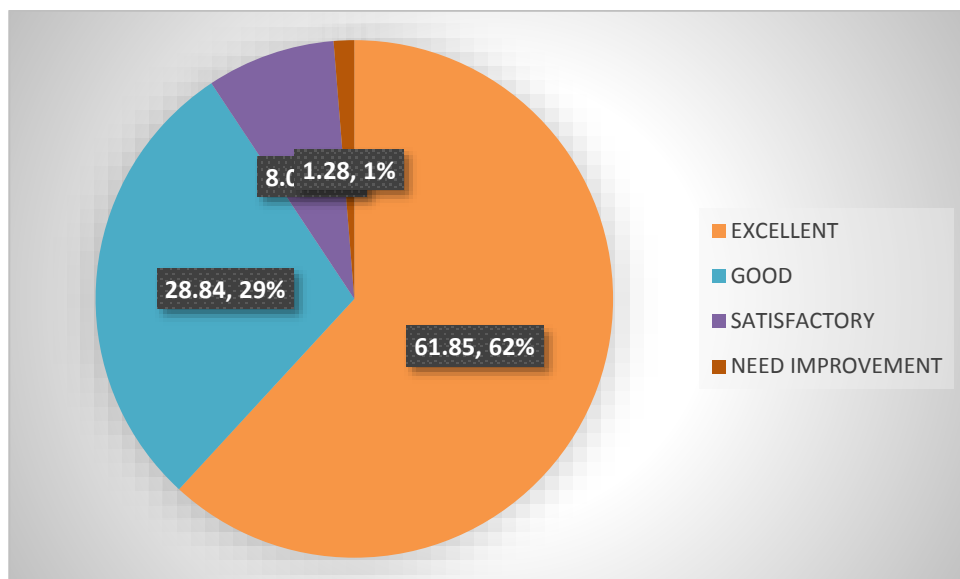
Q - 9: The library holdings for the course

EXCELLENT	GOOD	SATISFACTORY	NEED IMPROVEMENT
61.13	25.94	10.42	2.52



Q - 10: Overall rating

EXCELLENT	GOOD	SATISFACTORY	NEED IMPROVEMENT
61.85	28.84	8.04	1.28

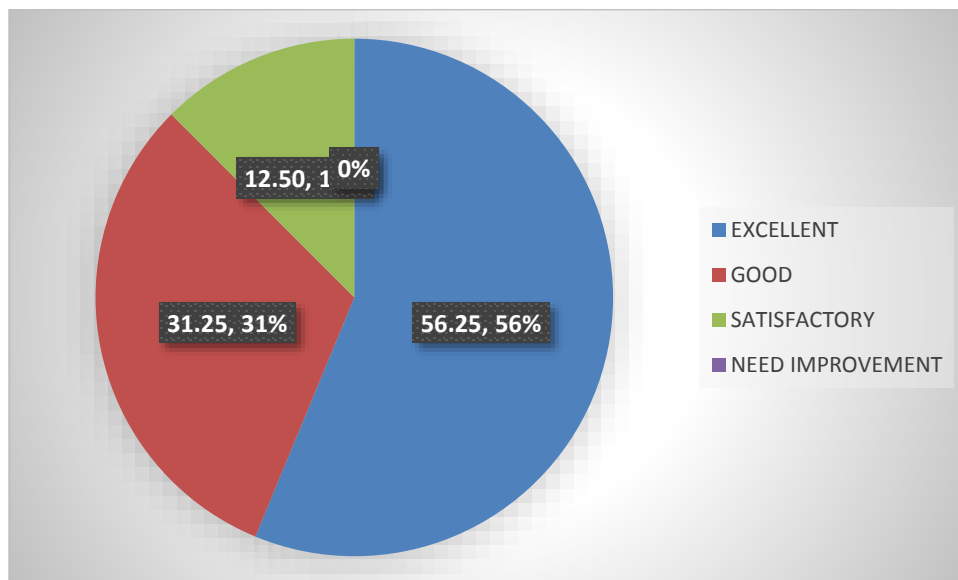


MA. ECONOMICS

STUDENT RESPONSES (In Percentage)				
PARAMETERS	EXCELLENT	GOOD	SATISFACTORY	NEED IMPROVEMENT
Q - 1	56.25	31.25	12.50	0.00
Q - 2	42.86	47.32	9.82	0.00
Q - 3	56.25	27.68	16.07	0.00
Q - 4	42.86	53.57	3.57	0.00
Q - 5	50.00	27.68	22.32	0.00
Q - 6	42.86	47.32	9.82	0.00
Q - 7	43.75	40.18	9.82	6.25
Q - 8	52.68	34.82	12.50	0.00
Q - 9	25.90	58.04	9.82	6.25
Q - 10	46.43	34.82	18.75	0.00

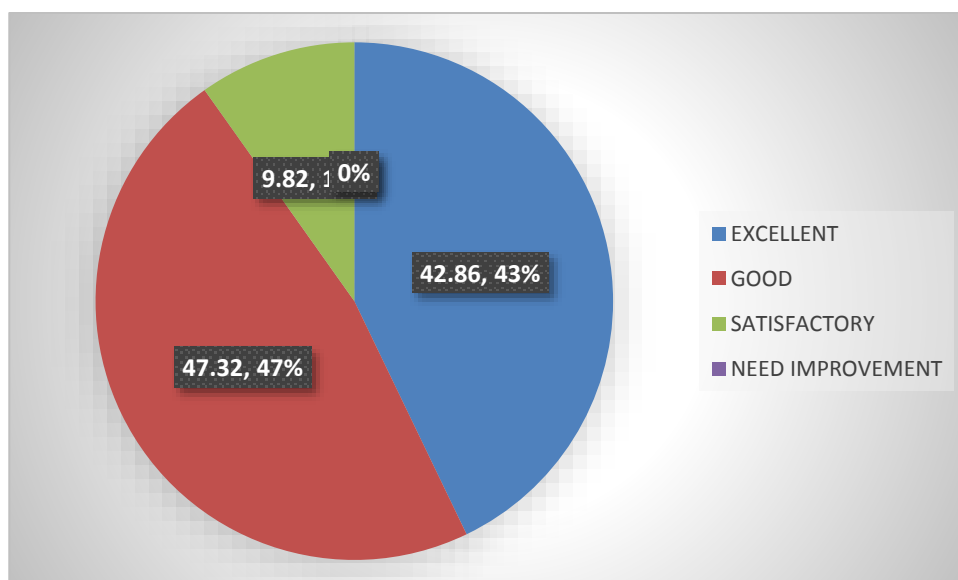
Q - 1: Relevance of syllabus for Core subjects

EXCELLENT	GOOD	SATISFACTORY	NEED IMPROVEMENT
56.25	31.25	12.50	0.00



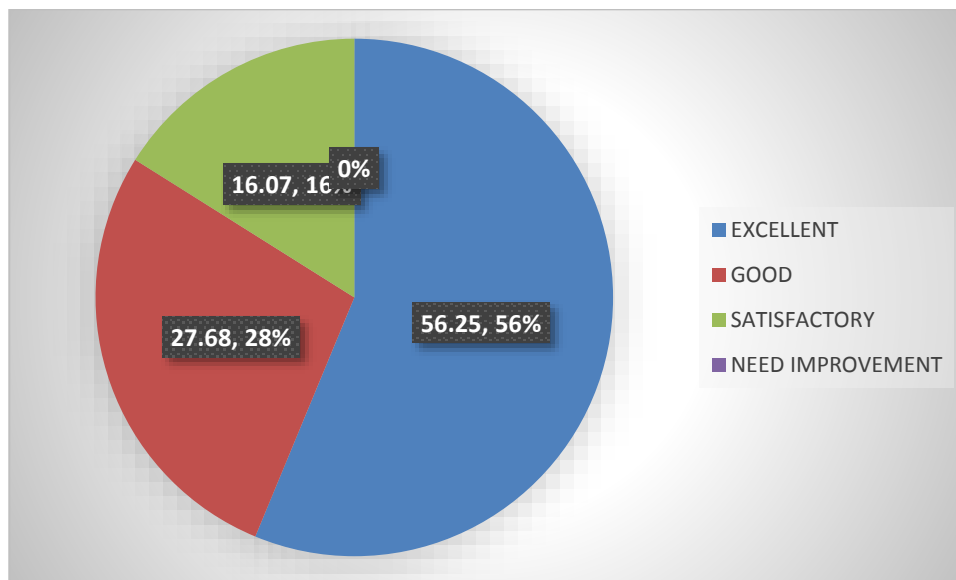
Q - 2: Relevance of syllabus for Elective subjects

EXCELLENT	GOOD	SATISFACTORY	NEED IMPROVEMENT
42.86	47.32	9.82	0.00



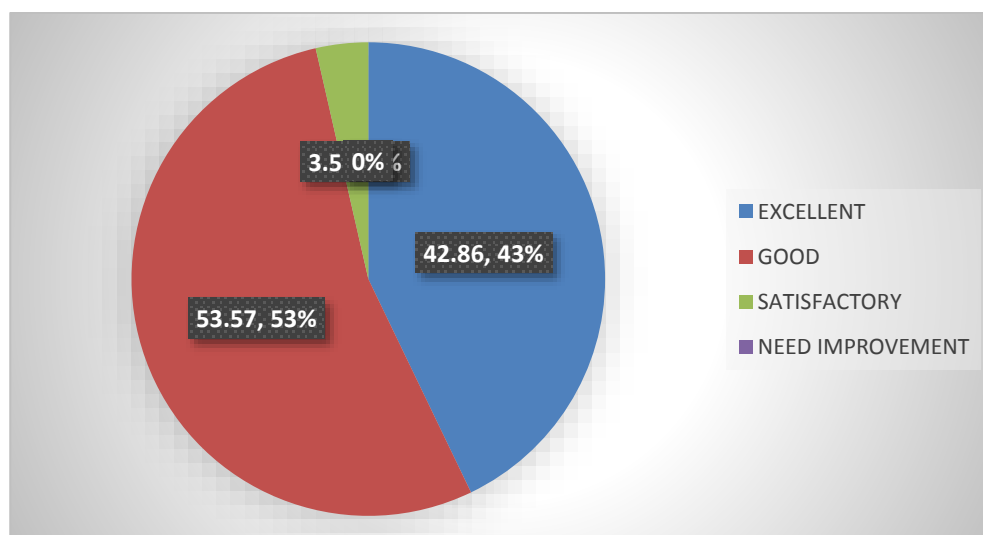
Q - 3: Relevance of syllabus for Project/Dissertation

EXCELLENT	GOOD	SATISFACTORY	NEED IMPROVEMENT
56.25	27.68	16.07	0.00



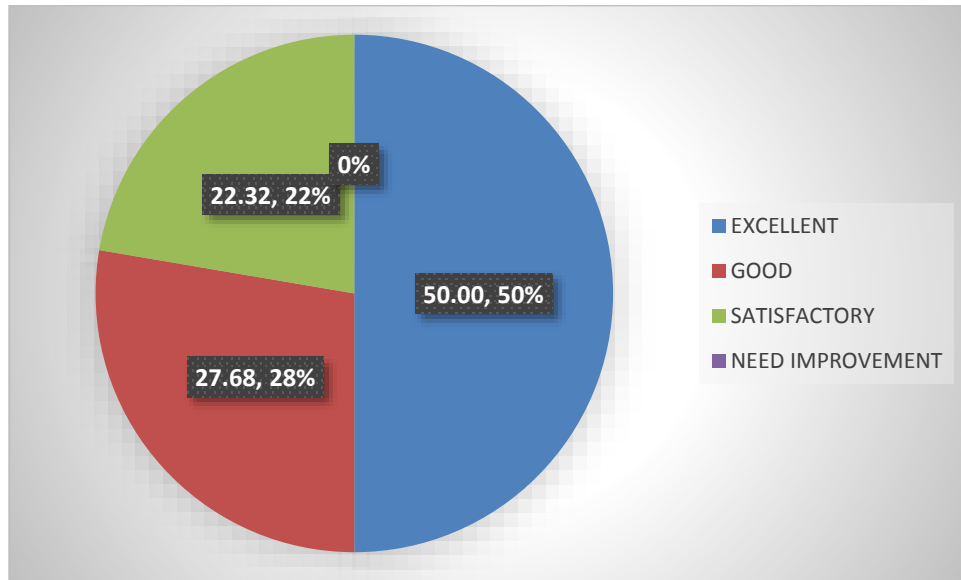
Q - 4: Learning outcomes in terms of concepts, knowledge, skills and analytical abilities

EXCELLENT	GOOD	SATISFACTORY	NEED IMPROVEMENT
42.86	53.57	3.57	0.00



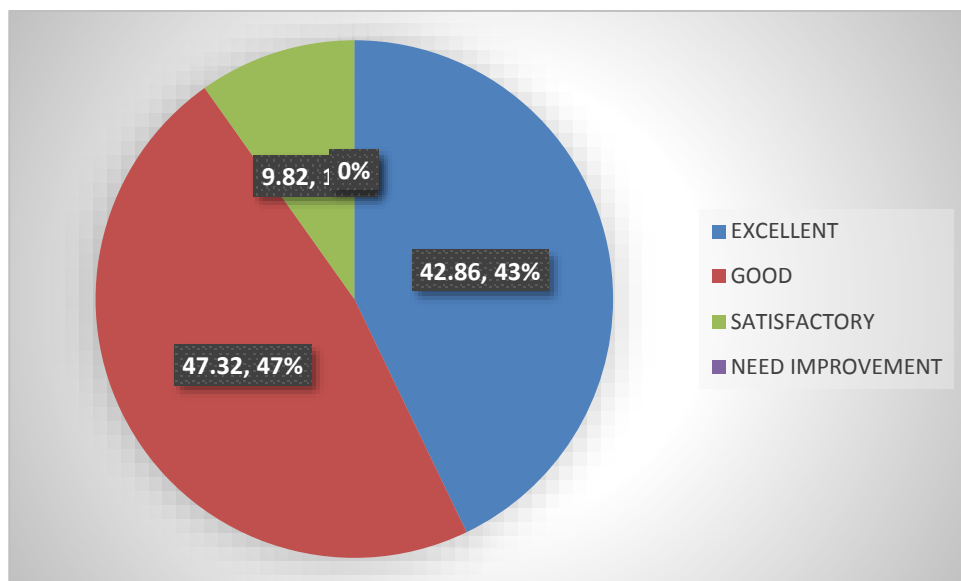
Q - 5: Depth of the Course Content

EXCELLENT	GOOD	SATISFACTORY	NEED IMPROVEMENT
50.00	27.68	22.32	0.00



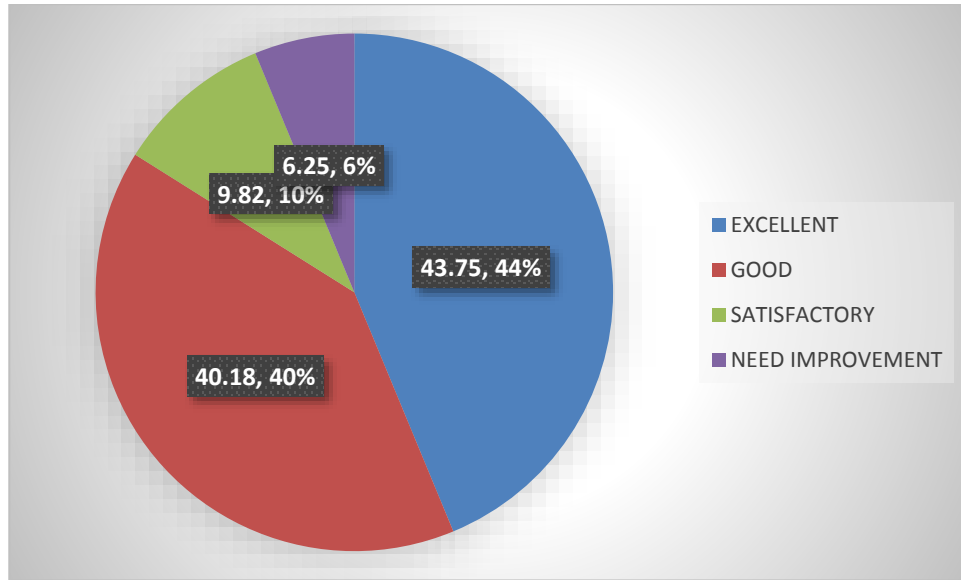
Q - 6: Course content prepares the student to pursue higher studies

EXCELLENT	GOOD	SATISFACTORY	NEED IMPROVEMENT
42.86	47.32	9.82	0.00



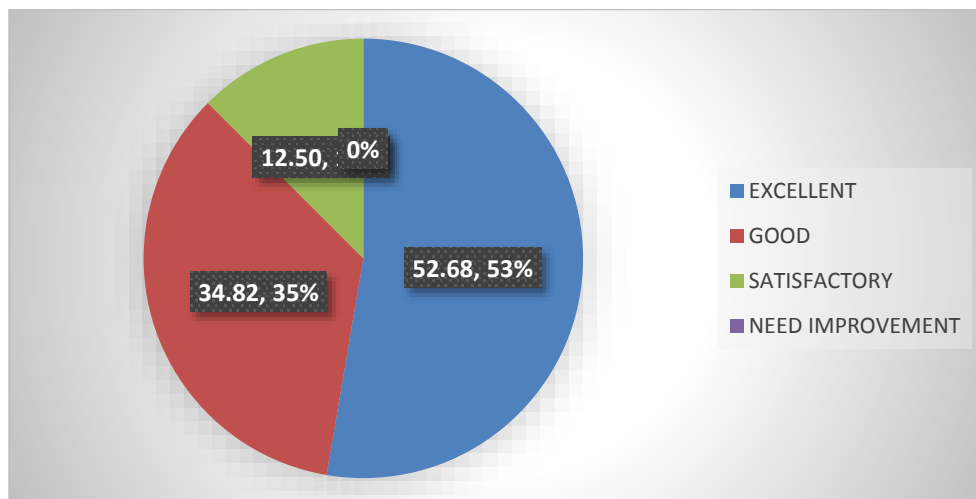
Q - 7: Course content prepares the student to face interviews

EXCELLENT	GOOD	SATISFACTORY	NEED IMPROVEMENT
43.75	40.18	9.82	6.25



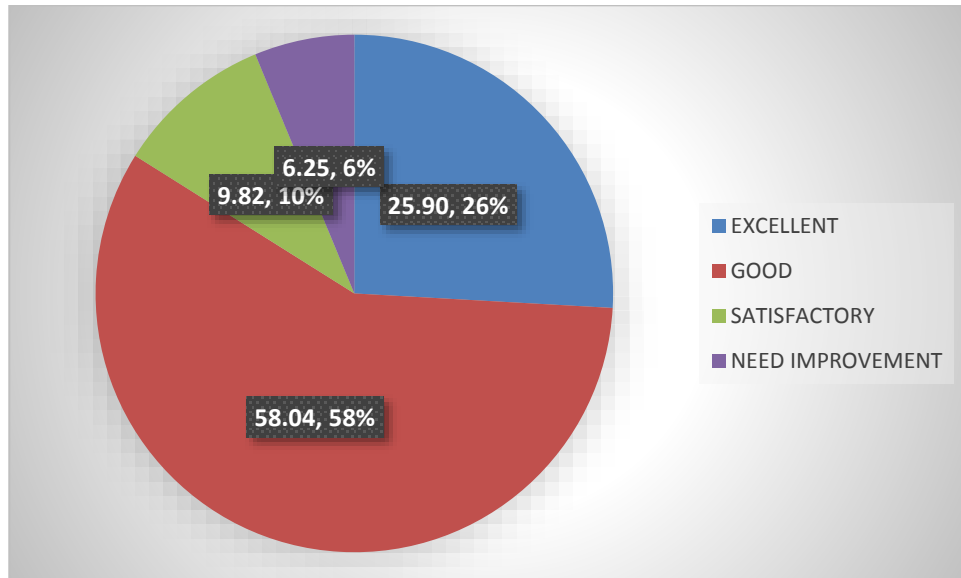
Q - 8: Course content prepares the student to qualify competitive / qualifying examination

EXCELLENT	GOOD	SATISFACTORY	NEED IMPROVEMENT
52.68	34.82	12.50	0.00



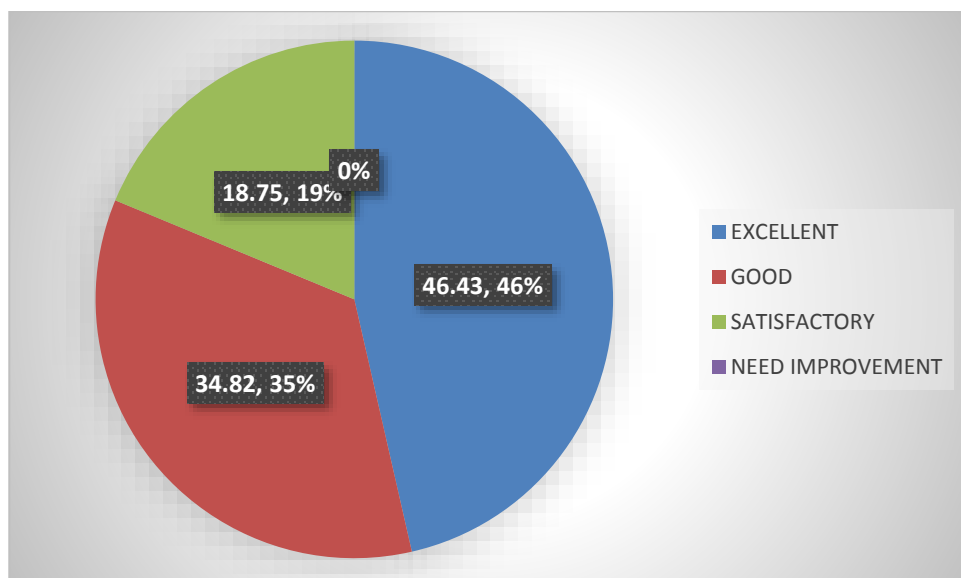
Q - 9: The library holdings for the course

EXCELLENT	GOOD	SATISFACTORY	NEED IMPROVEMENT
25.90	58.04	9.82	6.25



Q - 10: Overall rating

EXCELLENT	GOOD	SATISFACTORY	NEED IMPROVEMENT
46.43	34.82	18.75	0.00

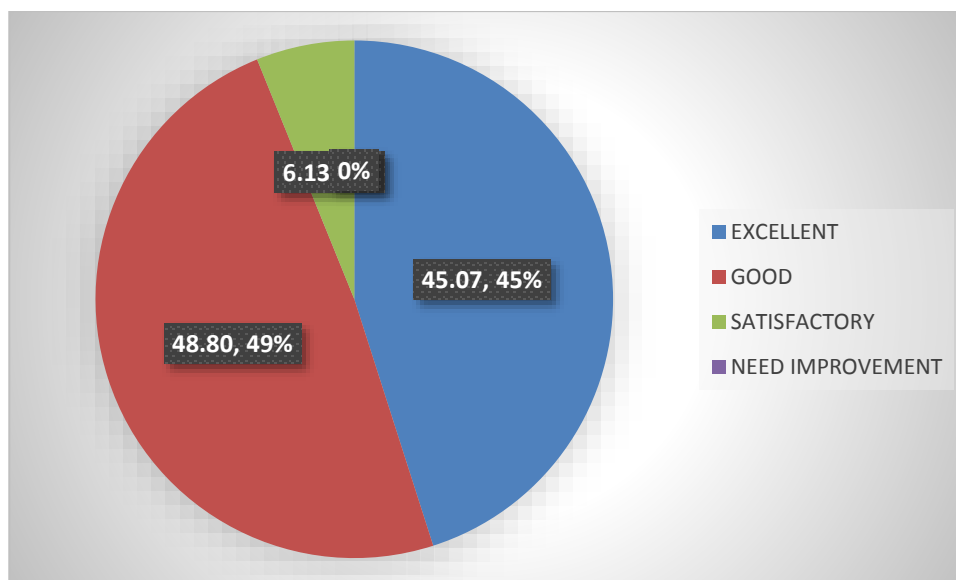


M.COM. GENERAL

STUDENT RESPONSES (In Percentage)				
PARAMETERS	EXCELLENT	GOOD	SATISFACTORY	NEED IMPROVEMENT
Q - 1	45.07	48.80	6.13	0.00
Q - 2	39.65	47.80	12.55	0.00
Q - 3	37.86	48.53	10.93	2.68
Q - 4	45.99	43.43	9.91	0.68
Q - 5	41.65	44.46	13.89	0.00
Q - 6	47.39	38.97	12.65	1.00
Q - 7	44.33	39.74	14.26	1.68
Q - 8	47.73	36.63	15.65	0.00
Q - 9	48.85	41.98	8.50	0.68
Q - 10	50.10	40.00	8.52	1.39

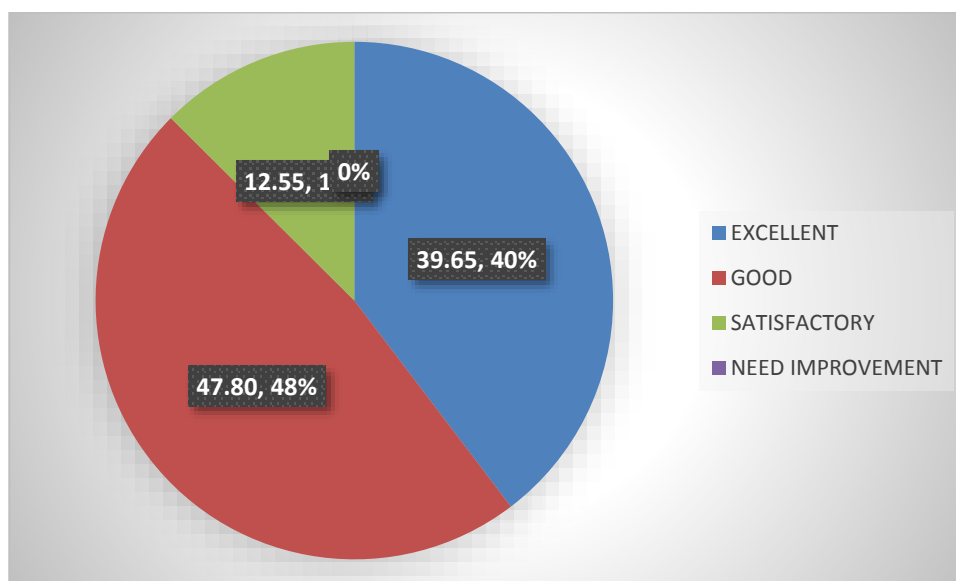
Q - 1: Relevance of syllabus for Core subjects

EXCELLENT	GOOD	SATISFACTORY	NEED IMPROVEMENT
45.07	48.80	6.13	0.00



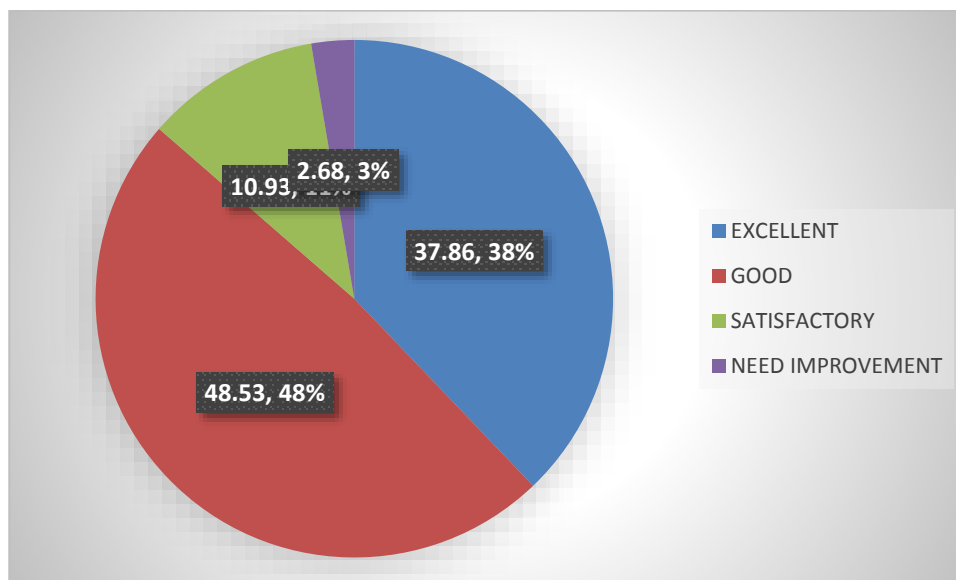
Q - 2: Relevance of syllabus for Elective subjects

EXCELLENT	GOOD	SATISFACTORY	NEED IMPROVEMENT
39.65	47.80	12.55	0.00



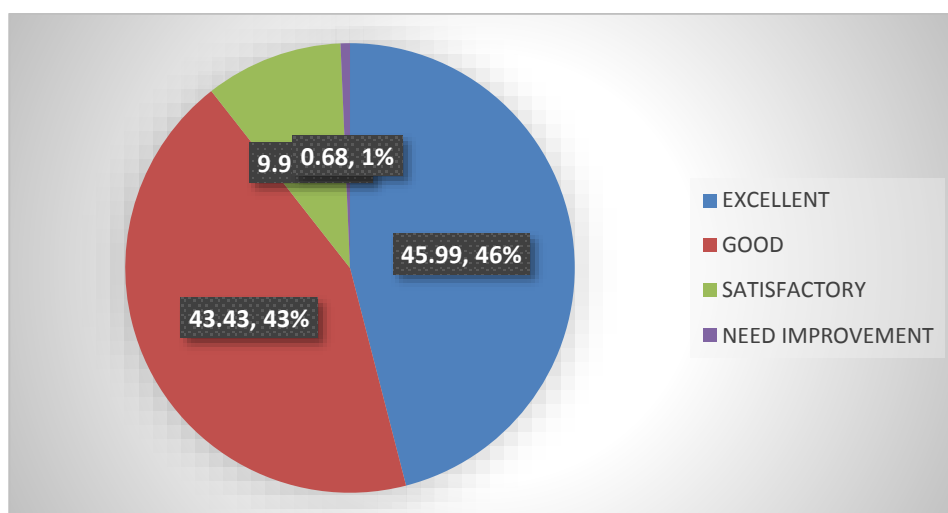
Q - 3: Relevance of syllabus for Project/Dissertation

EXCELLENT	GOOD	SATISFACTORY	NEED IMPROVEMENT
37.86	48.53	10.93	2.68



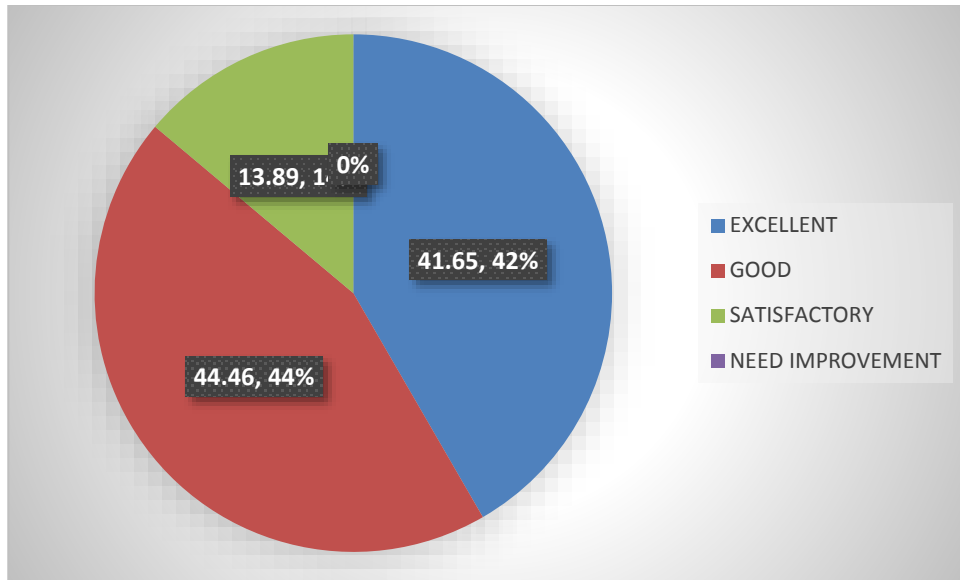
Q - 4: Learning outcomes in terms of concepts, knowledge, skills and analytical abilities

EXCELLENT	GOOD	SATISFACTORY	NEED IMPROVEMENT
45.99	43.43	9.91	0.68



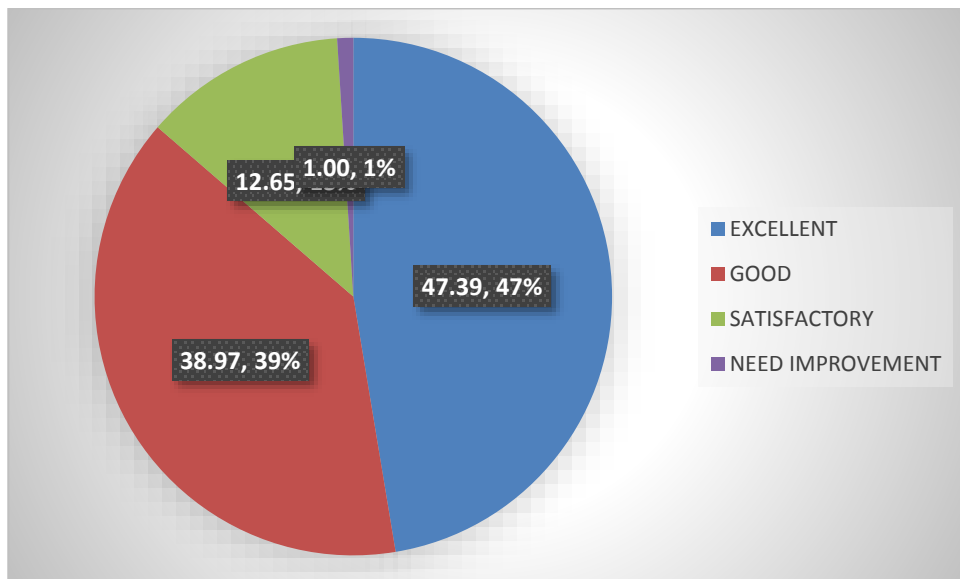
Q - 5: Depth of the Course Content

EXCELLENT	GOOD	SATISFACTORY	NEED IMPROVEMENT
41.65	44.46	13.89	0.00



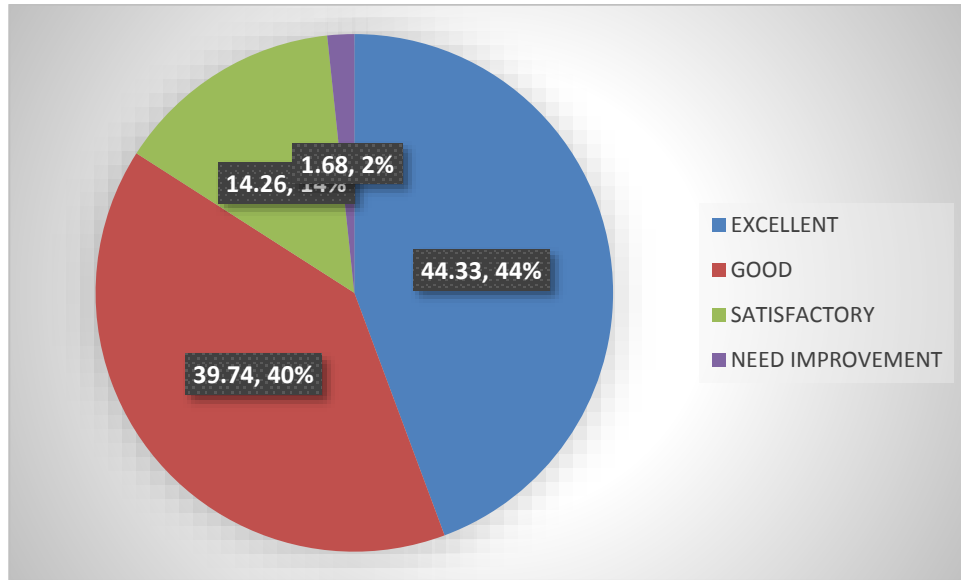
Q - 6: Course content prepares the student to pursue higher studies

EXCELLENT	GOOD	SATISFACTORY	NEED IMPROVEMENT
47.39	38.97	12.65	1.00



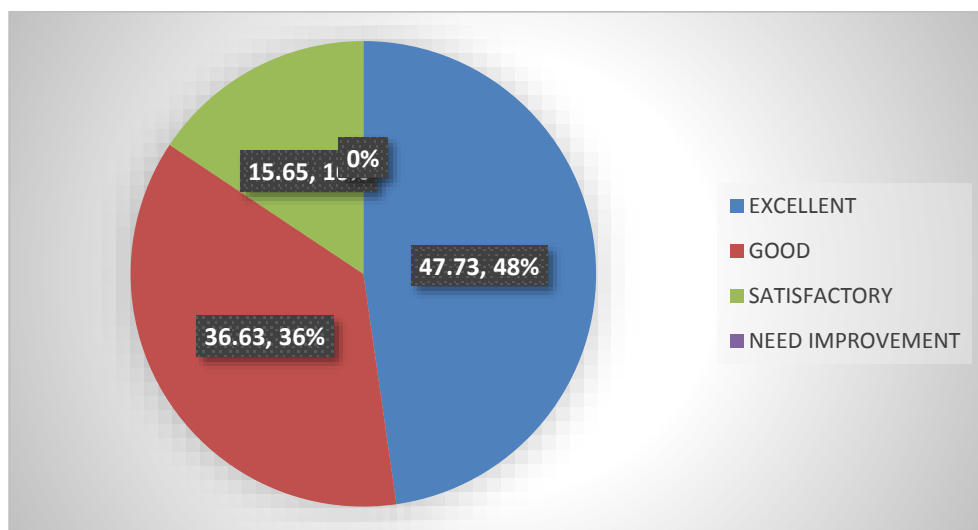
Q - 7: Course content prepares the student to face interviews


EXCELLENT	GOOD	SATISFACTORY	NEED IMPROVEMENT
44.33	39.74	14.26	1.68



Q - 8: Course content prepares the student to qualify competitive / qualifying examination

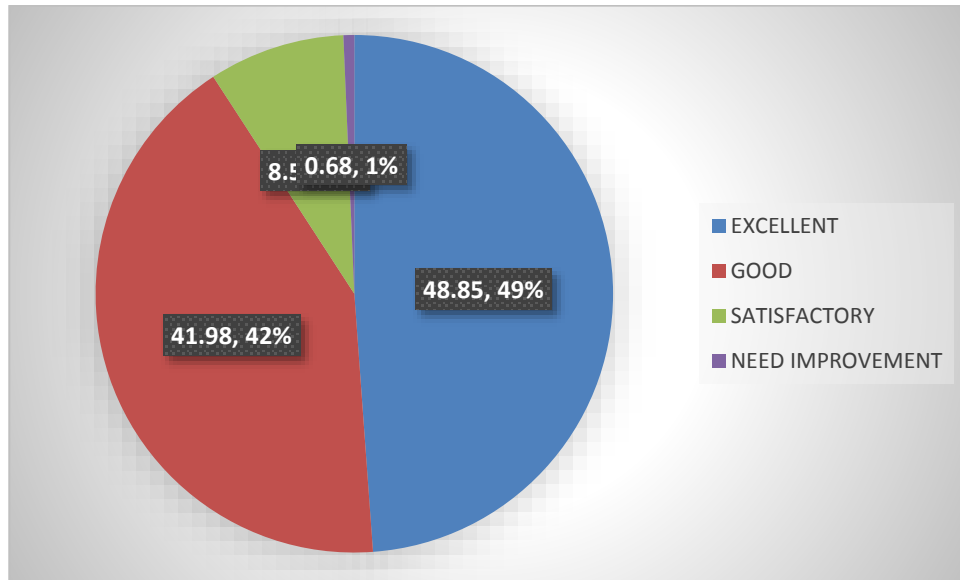
EXCELLENT	GOOD	SATISFACTORY	NEED IMPROVEMENT
47.73	36.63	15.65	0.00





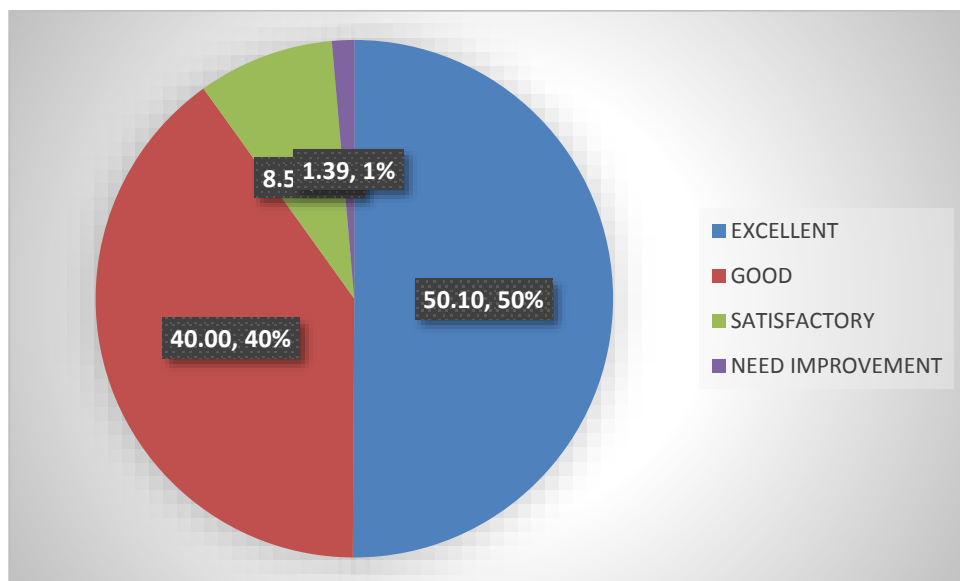
Q - 9: The library holdings for the course

EXCELLENT	GOOD	SATISFACTORY	NEED IMPROVEMENT
48.85	41.98	8.50	0.68



Q - 10: Overall rating

EXCELLENT	GOOD	SATISFACTORY	NEED IMPROVEMENT
50.10	40.00	8.52	1.39

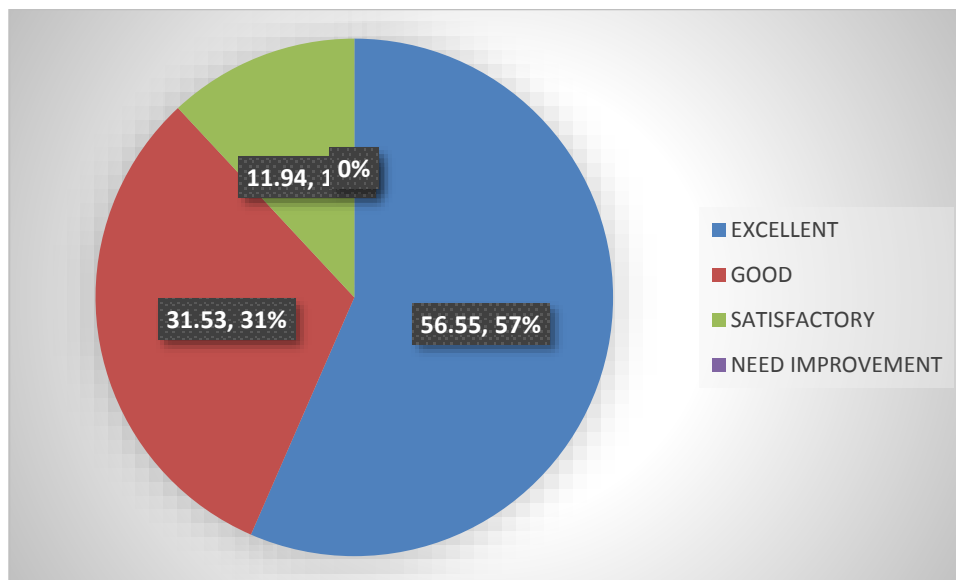


M.Sc., (Chemistry)

STUDENT RESPONSES (In Percentage)				
PARAMETERS	EXCELLENT	GOOD	SATISFACTORY	NEED IMPROVEMENT
Q - 1	56.55	31.53	11.94	0.00
Q - 2	48.02	41.19	10.80	0.00
Q - 3	51.43	34.03	14.54	0.00
Q - 4	43.52	49.33	7.15	0.00
Q - 5	49.87	39.28	10.85	0.00
Q - 6	46.88	42.27	10.85	0.00
Q - 7	42.81	36.26	20.94	0.00
Q - 8	41.72	39.30	18.99	0.00
Q - 9	48.54	38.34	13.12	0.00
Q - 10	44.69	46.40	8.91	0.00

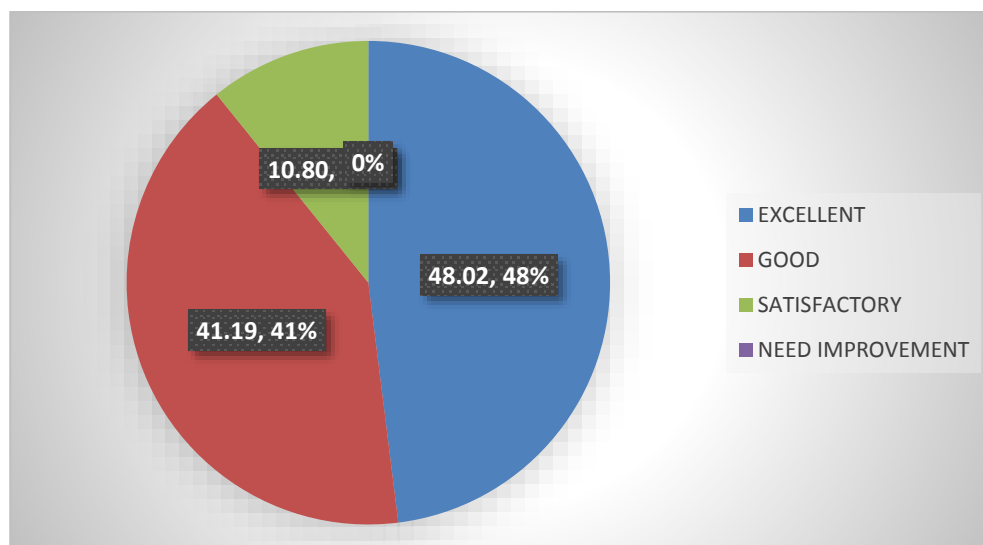
Q - 1: Relevance of syllabus for Core subjects

EXCELLENT	GOOD	SATISFACTORY	NEED IMPROVEMENT
56.55	31.53	11.94	0.00



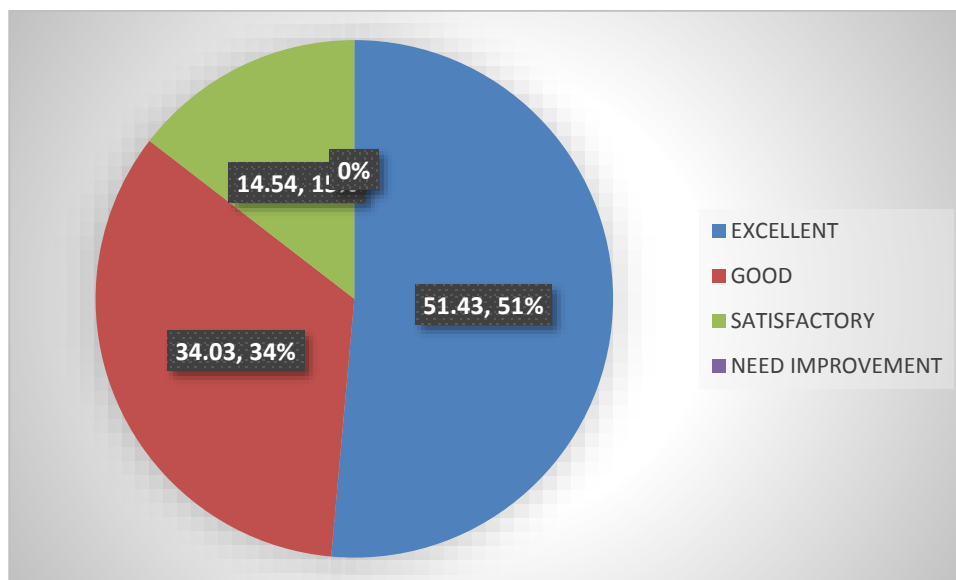
Q - 2: Relevance of syllabus for Elective subjects

EXCELLENT	GOOD	SATISFACTORY	NEED IMPROVEMENT
48.02	41.19	10.80	0.00



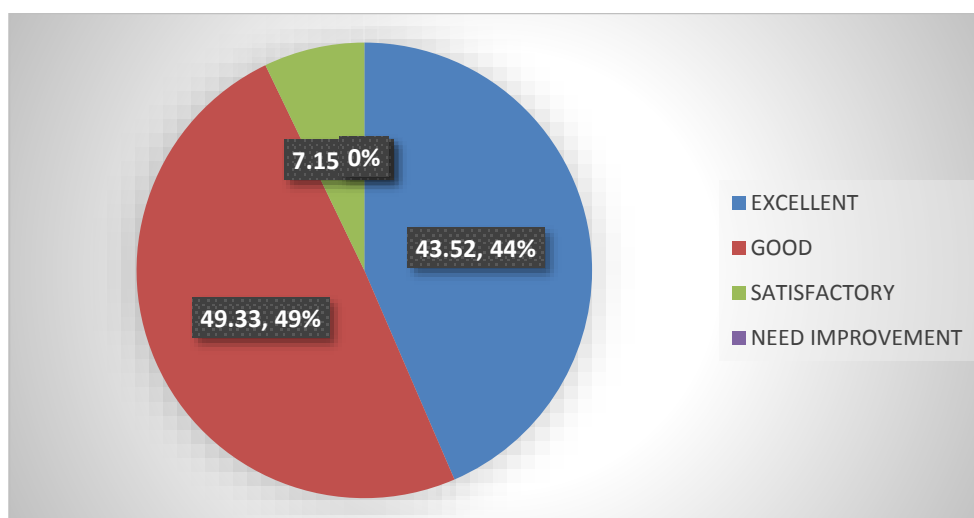
Q - 3: Relevance of syllabus for Project/Dissertation

EXCELLENT	GOOD	SATISFACTORY	NEED IMPROVEMENT
51.43	34.03	14.54	0.00



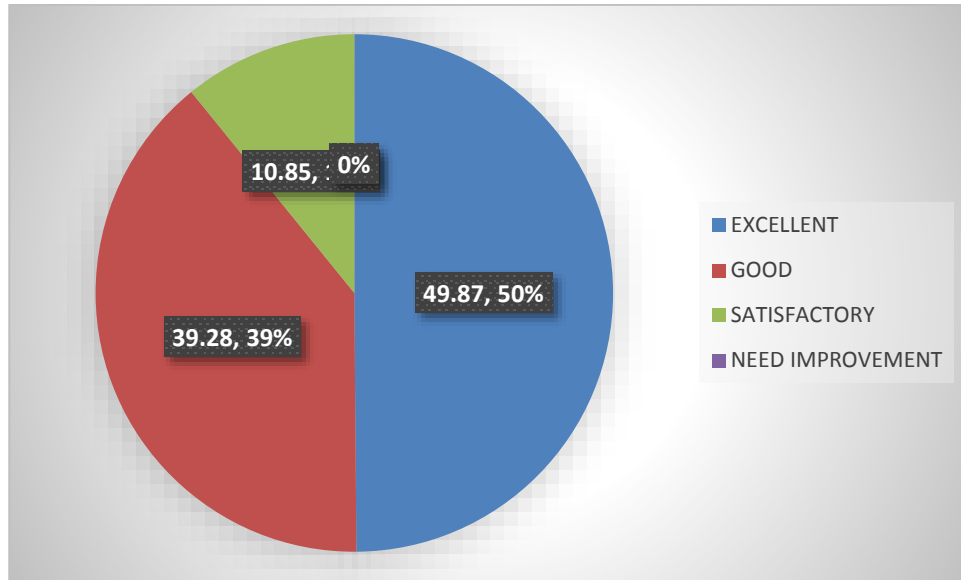
Q - 4: Learning outcomes in terms of concepts, knowledge, skills and analytical abilities

EXCELLENT	GOOD	SATISFACTORY	NEED IMPROVEMENT
43.52	49.33	7.15	0.00



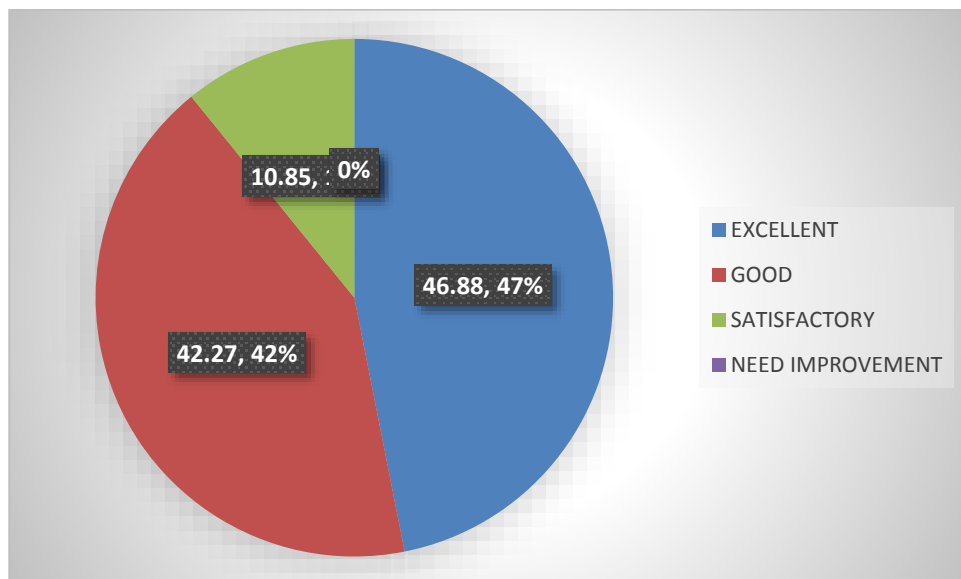
Q - 5: Depth of the Course Content

EXCELLENT	GOOD	SATISFACTORY	NEED IMPROVEMENT
49.87	39.28	10.85	0.00



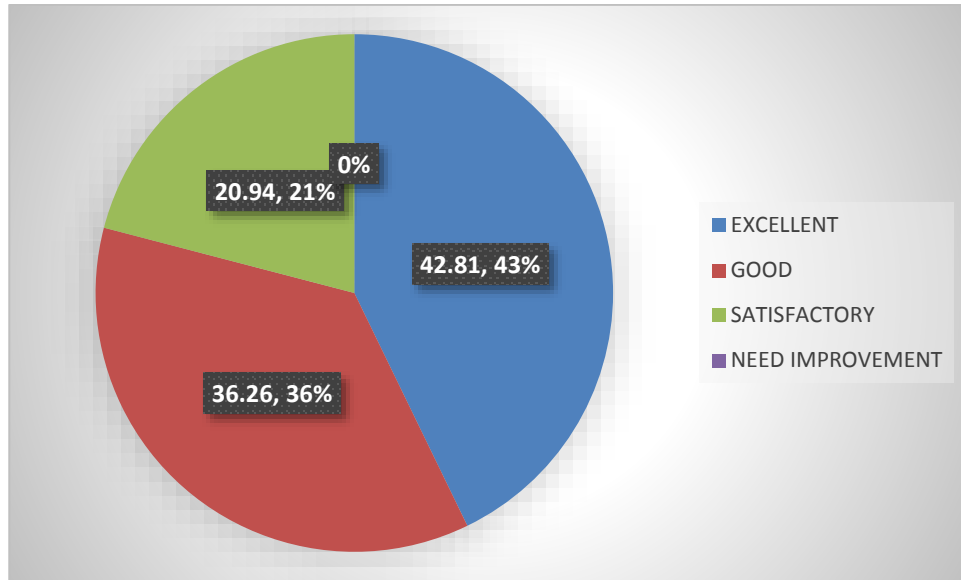
Q - 6: Course content prepares the student to pursue higher studies

EXCELLENT	GOOD	SATISFACTORY	NEED IMPROVEMENT
46.88	42.27	10.85	0.00



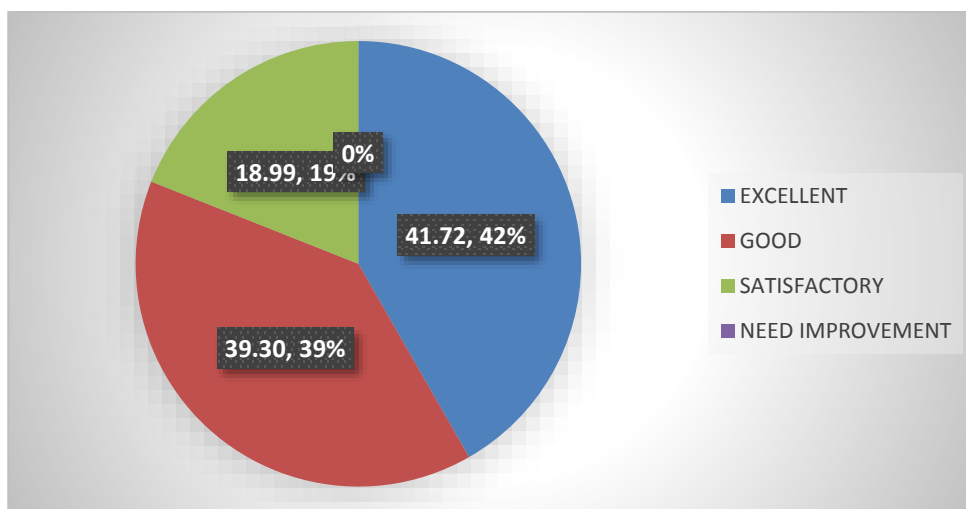
Q - 7: Course content prepares the student to face interviews

EXCELLENT	GOOD	SATISFACTORY	NEED IMPROVEMENT
42.81	36.26	20.94	0.00



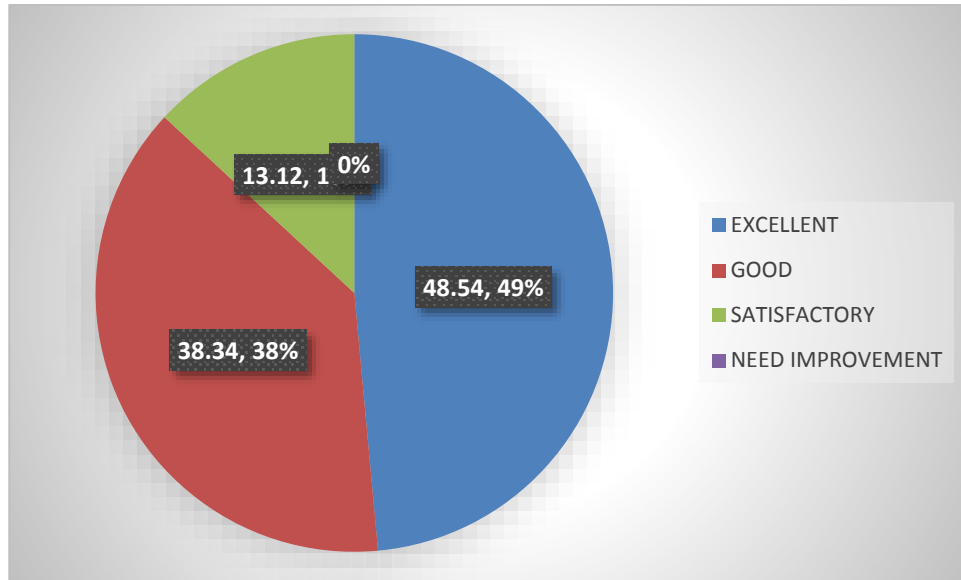
Q - 8: Course content prepares the student to qualify competitive / qualifying examination

EXCELLENT	GOOD	SATISFACTORY	NEED IMPROVEMENT
41.72	39.30	18.99	0.00



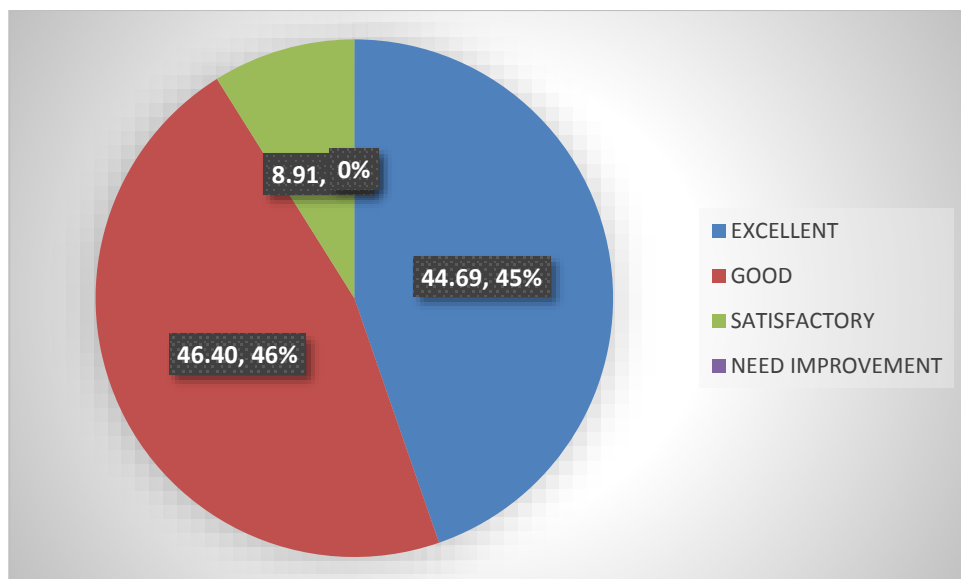
Q - 9: The library holdings for the course

EXCELLENT	GOOD	SATISFACTORY	NEED IMPROVEMENT
48.54	38.34	13.12	0.00



Q - 10: Overall rating

EXCELLENT	GOOD	SATISFACTORY	NEED IMPROVEMENT
44.69	46.40	8.91	0.00

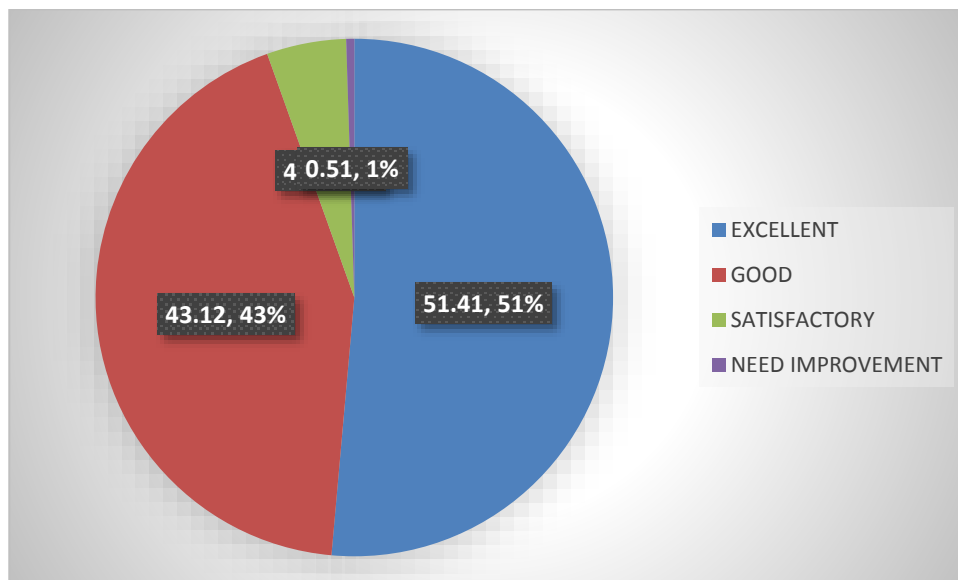


B.Com. GENERAL

STUDENT RESPONSES (In Percentage)				
PARAMETERS	EXCELLENT	GOOD	SATISFACTORY	NEED IMPROVEMENT
Q - 1	51.41	43.12	4.96	0.51
Q - 2	44.50	45.90	9.09	0.51
Q - 3	43.86	43.92	11.10	1.12
Q - 4	44.14	46.35	8.27	1.24
Q - 5	45.06	44.01	10.02	0.92
Q - 6	41.94	47.46	10.29	0.32
Q - 7	42.47	43.74	12.53	1.27
Q - 8	44.03	43.58	10.63	1.75
Q - 9	44.14	43.84	10.98	1.04
Q - 10	45.06	45.92	9.02	0.00

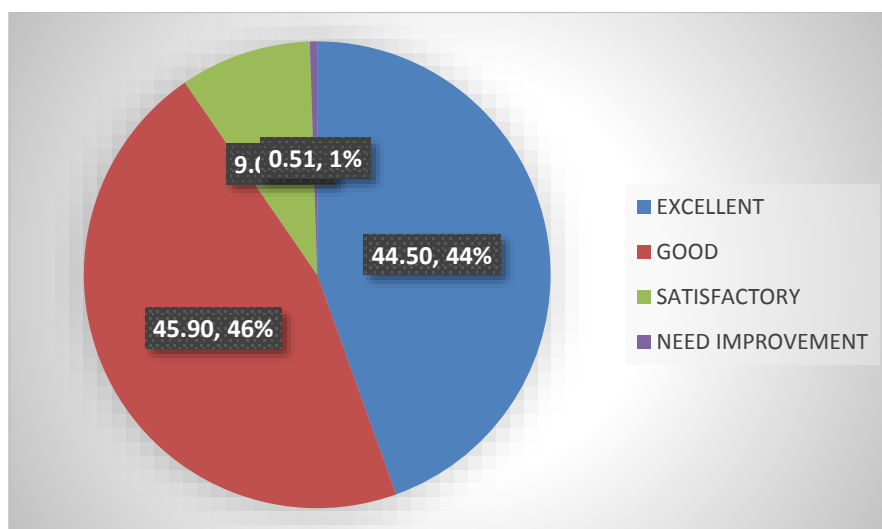
Q - 1: Relevance of syllabus for Core subjects

EXCELLENT	GOOD	SATISFACTORY	NEED IMPROVEMENT
51.41	43.12	4.96	0.51



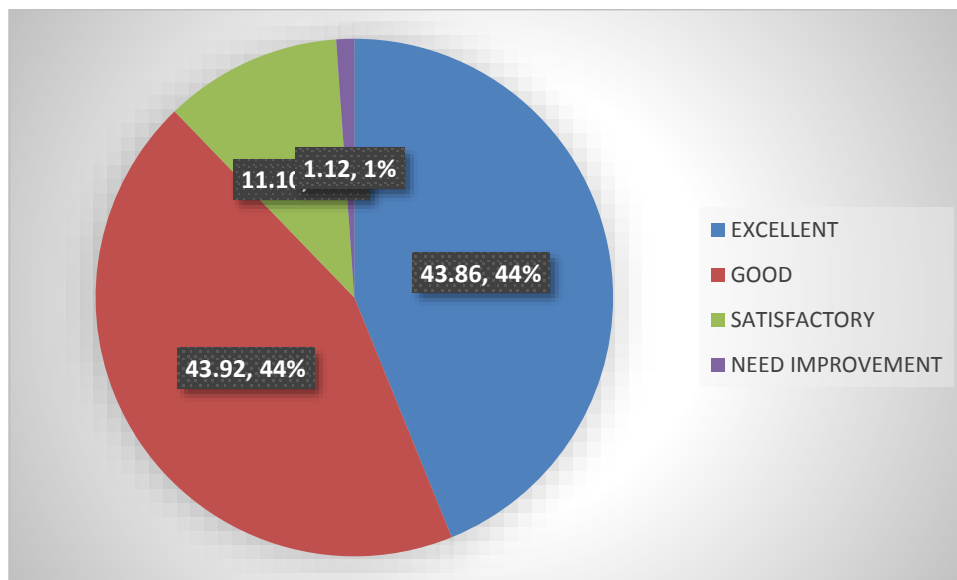
Q - 2: Relevance of syllabus for Elective subjects

EXCELLENT	GOOD	SATISFACTORY	NEED IMPROVEMENT
44.50	45.90	9.09	0.51



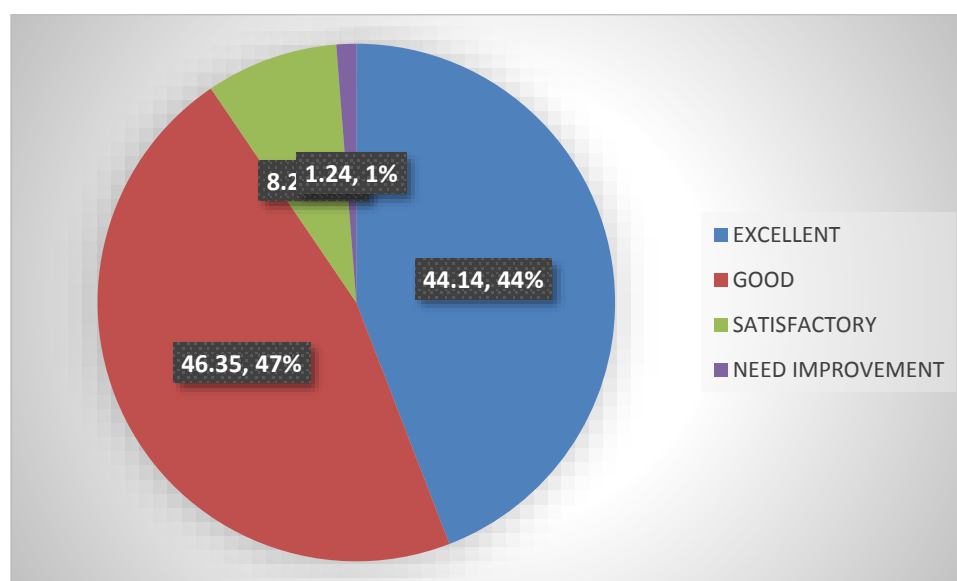
Q - 3: Relevance of syllabus for Project/Dissertation

EXCELLENT	GOOD	SATISFACTORY	NEED IMPROVEMENT
43.86	43.92	11.10	1.12



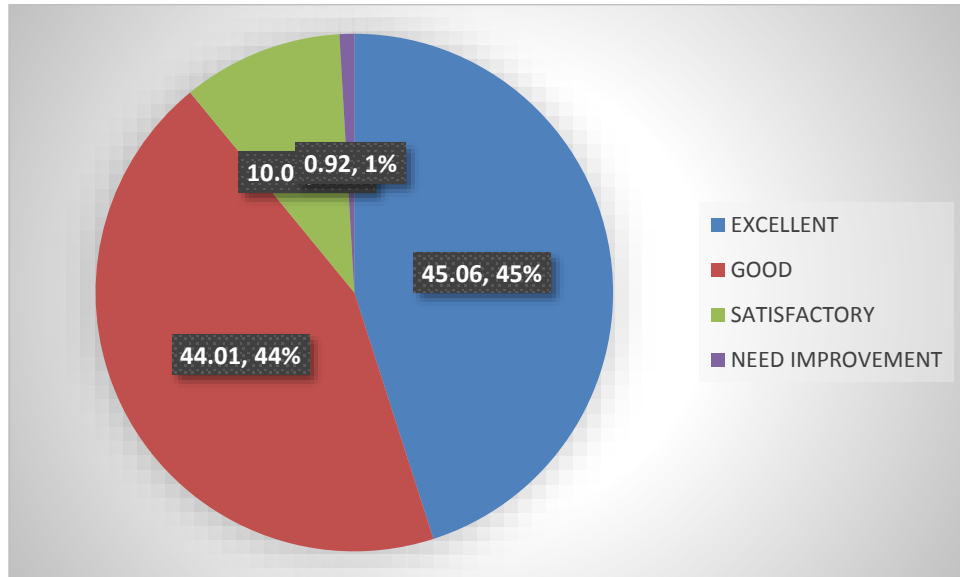
Q - 4: Learning outcomes in terms of concepts, knowledge, skills and analytical abilities

EXCELLENT	GOOD	SATISFACTORY	NEED IMPROVEMENT
44.14	46.35	8.27	1.24



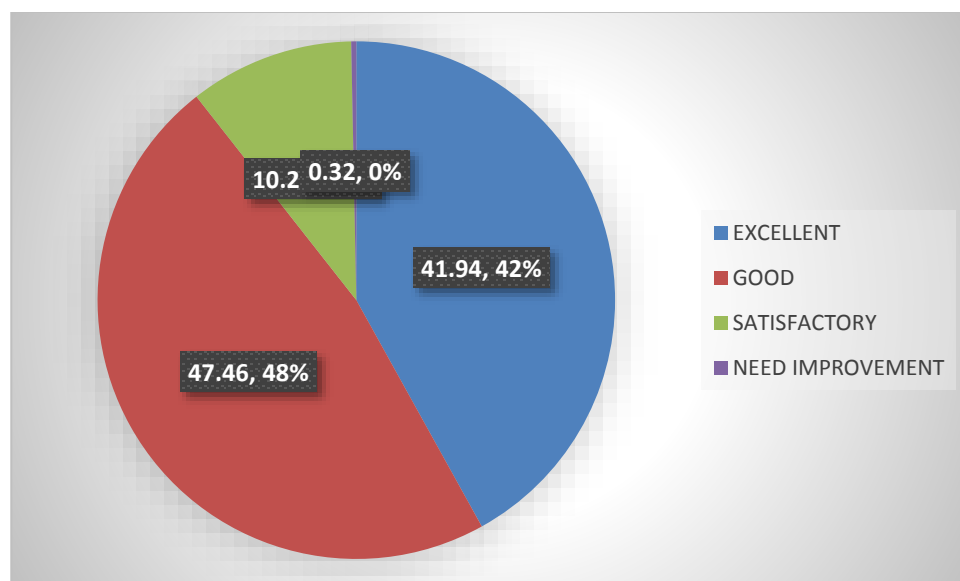
Q - 5: Depth of the Course Content

EXCELLENT	GOOD	SATISFACTORY	NEED IMPROVEMENT
45.06	44.01	10.02	0.92



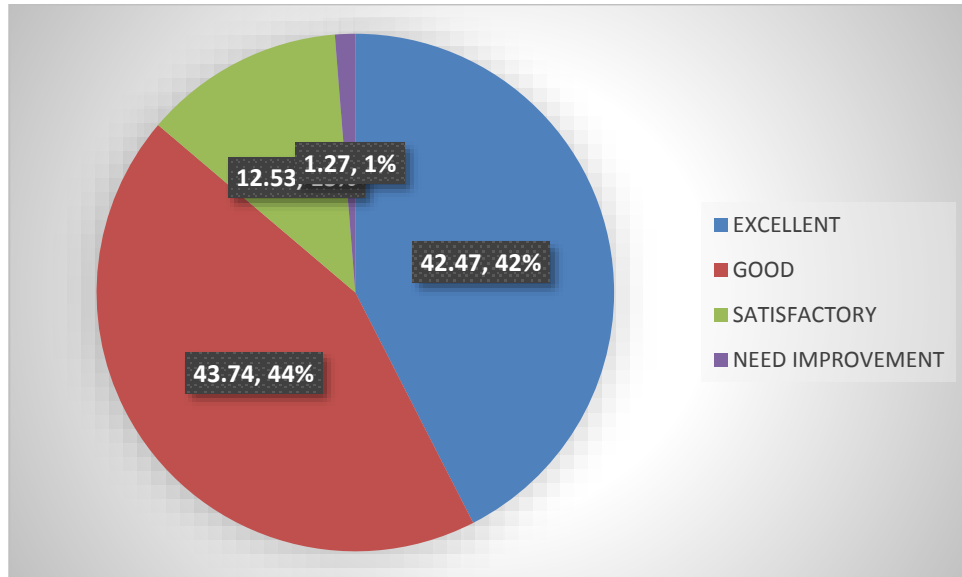
Q - 6: Course content prepares the student to pursue higher studies

EXCELLENT	GOOD	SATISFACTORY	NEED IMPROVEMENT
41.94	47.46	10.29	0.32



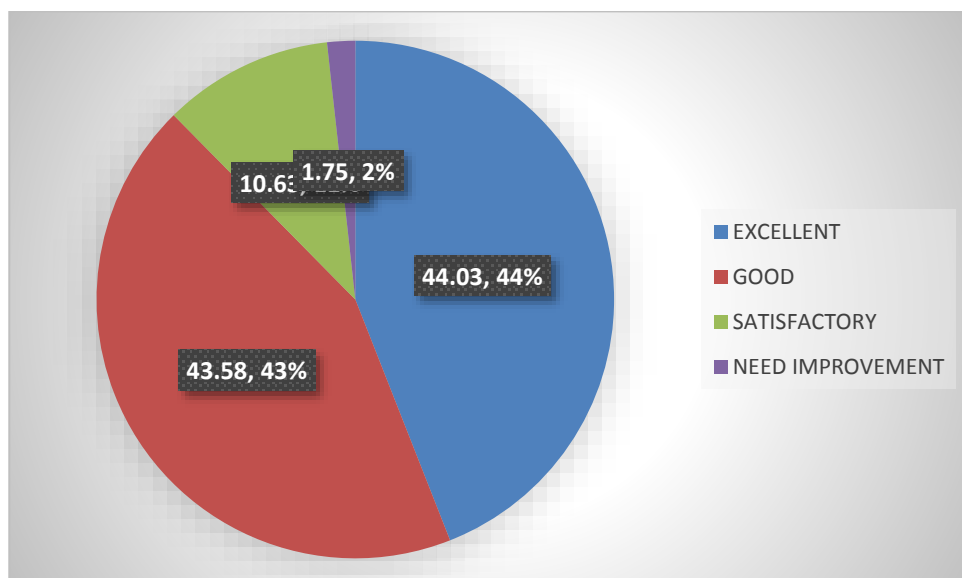
Q - 7: Course content prepares the student to face interviews

EXCELLENT	GOOD	SATISFACTORY	NEED IMPROVEMENT
42.47	43.74	12.53	1.27



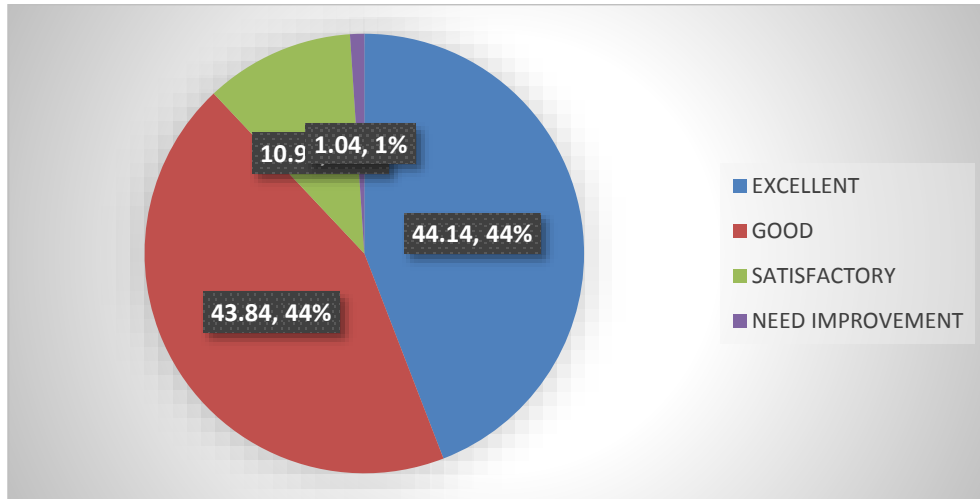
Q - 8: Course content prepares the student to qualify competitive / qualifying examination

EXCELLENT	GOOD	SATISFACTORY	NEED IMPROVEMENT
44.03	43.58	10.63	1.75



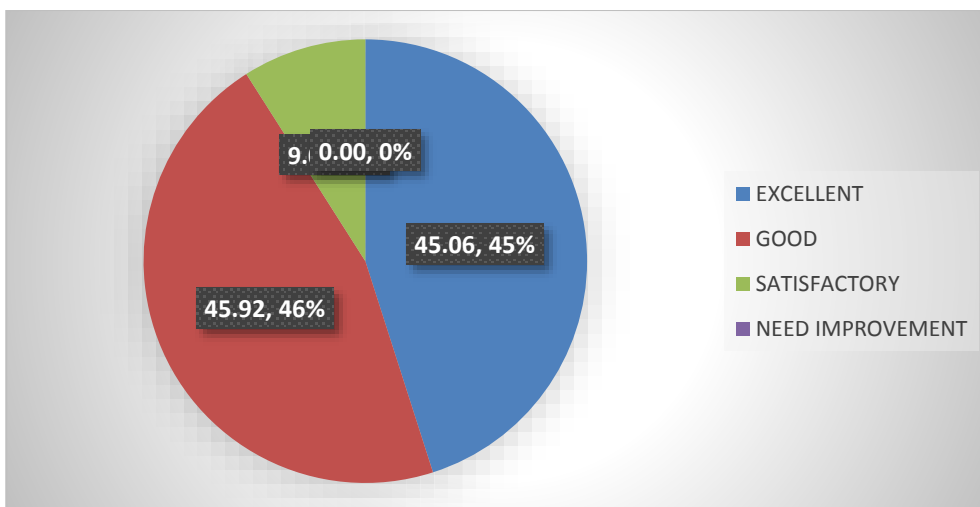
Q - 9: The library holdings for the course

EXCELLENT	GOOD	SATISFACTORY	NEED IMPROVEMENT
44.14	43.84	10.98	1.04



Q - 10: Overall rating

EXCELLENT	GOOD	SATISFACTORY	NEED IMPROVEMENT
45.06	45.92	9.02	0.00

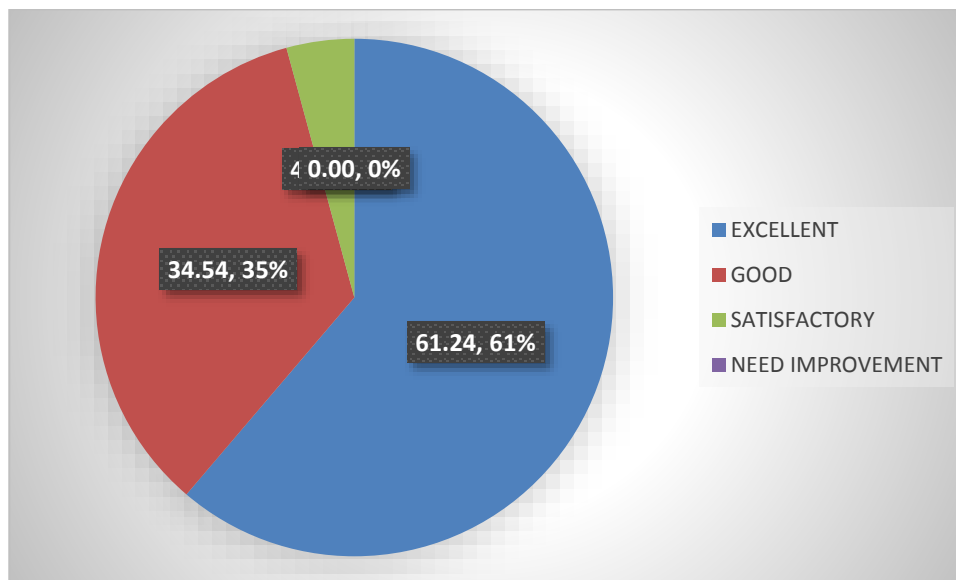


B.COM HONOURS

STUDENT RESPONSES (In Percentage)				
PARAMETERS	EXCELLENT	GOOD	SATISFACTORY	NEED IMPROVEMENT
Q - 1	61.24	34.54	4.23	0.00
Q - 2	46.00	42.17	11.43	0.41
Q - 3	51.66	41.34	7.00	0.00
Q - 4	51.00	40.73	8.27	0.00
Q - 5	51.07	39.05	9.06	0.82
Q - 6	52.85	37.42	6.21	3.53
Q - 7	49.98	39.74	8.53	1.75
Q - 8	53.95	33.55	10.35	2.16
Q - 9	56.12	37.44	6.03	0.41
Q - 10	57.18	36.87	5.96	0.00

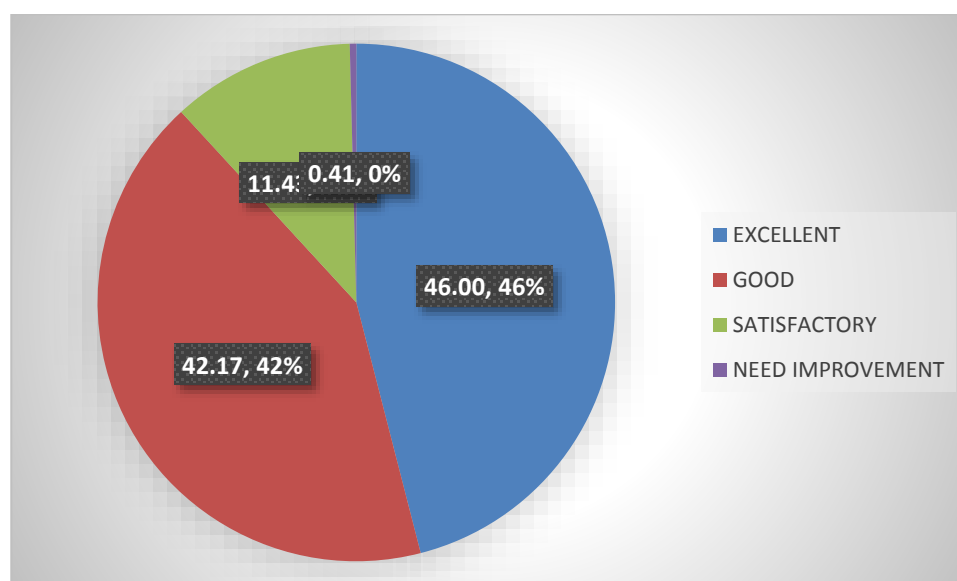
Q - 1: Relevance of syllabus for Core subjects

EXCELLENT	GOOD	SATISFACTORY	NEED IMPROVEMENT
61.24	34.54	4.23	0.00



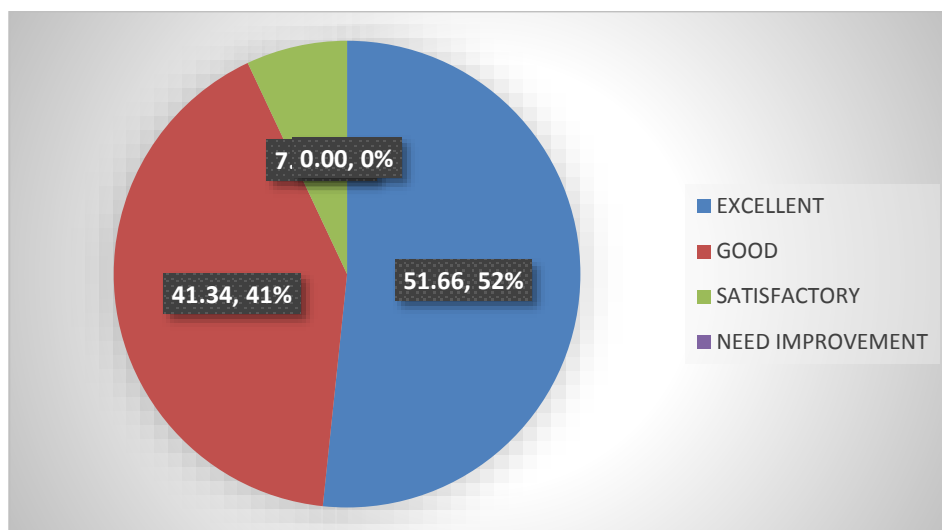
Q - 2: Relevance of syllabus for Elective subjects

EXCELLENT	GOOD	SATISFACTORY	NEED IMPROVEMENT
46.00	42.17	11.43	0.41



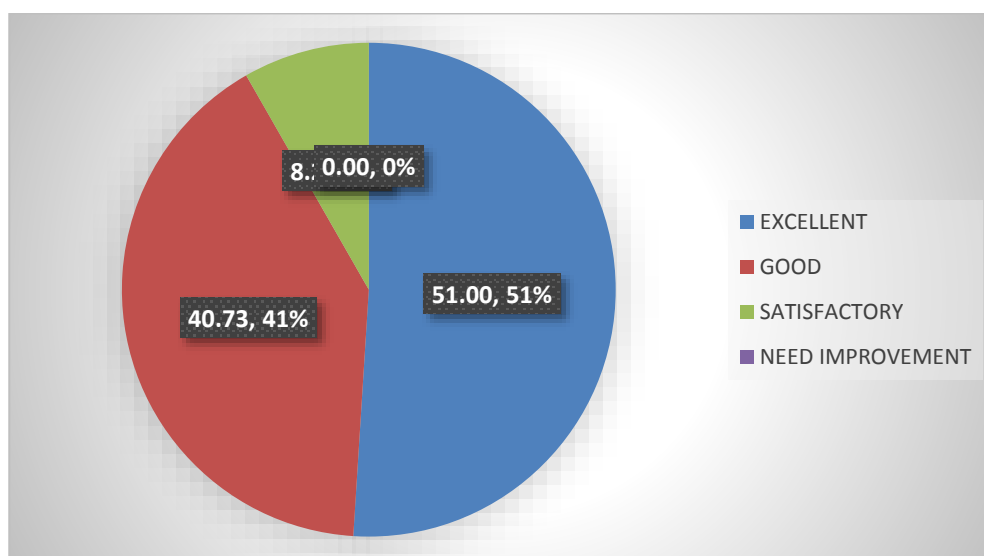
Q - 3: Relevance of syllabus for Project/Dissertation

EXCELLENT	GOOD	SATISFACTORY	NEED IMPROVEMENT
51.66	41.34	7.00	0.00



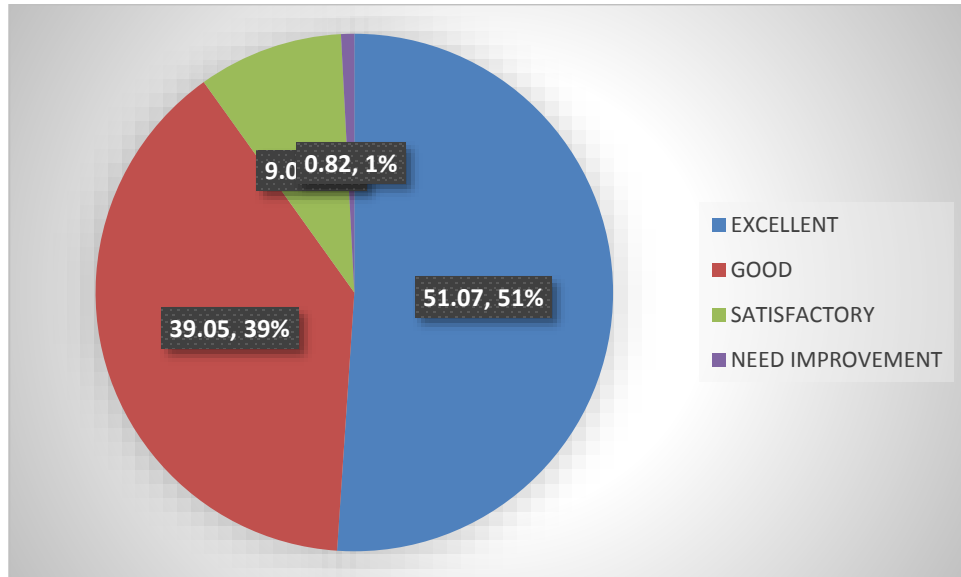
Q - 4: Learning outcomes in terms of concepts, knowledge, skills and analytical abilities

EXCELLENT	GOOD	SATISFACTORY	NEED IMPROVEMENT
51.00	40.73	8.27	0.00



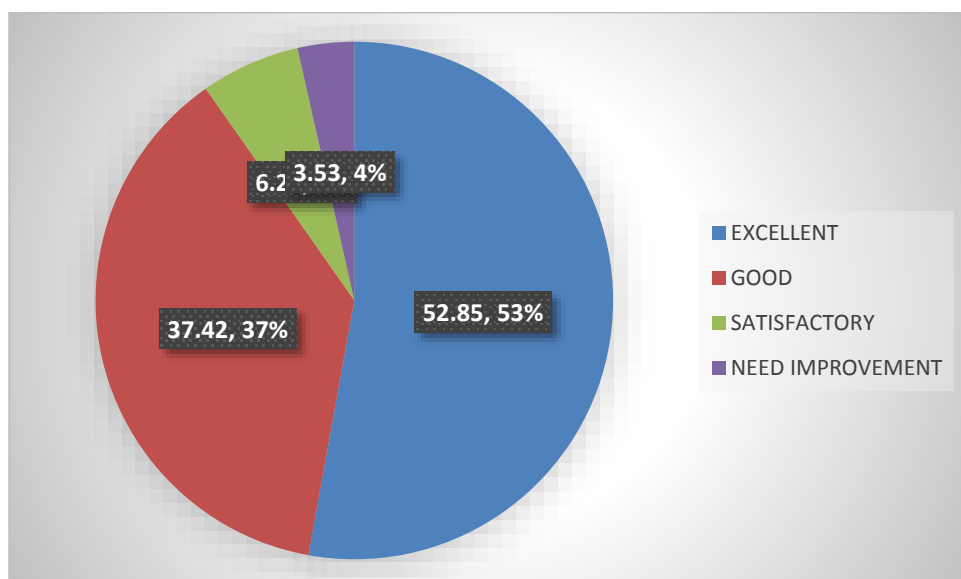
Q - 5: Depth of the Course Content

EXCELLENT	GOOD	SATISFACTORY	NEED IMPROVEMENT
51.07	39.05	9.06	0.82



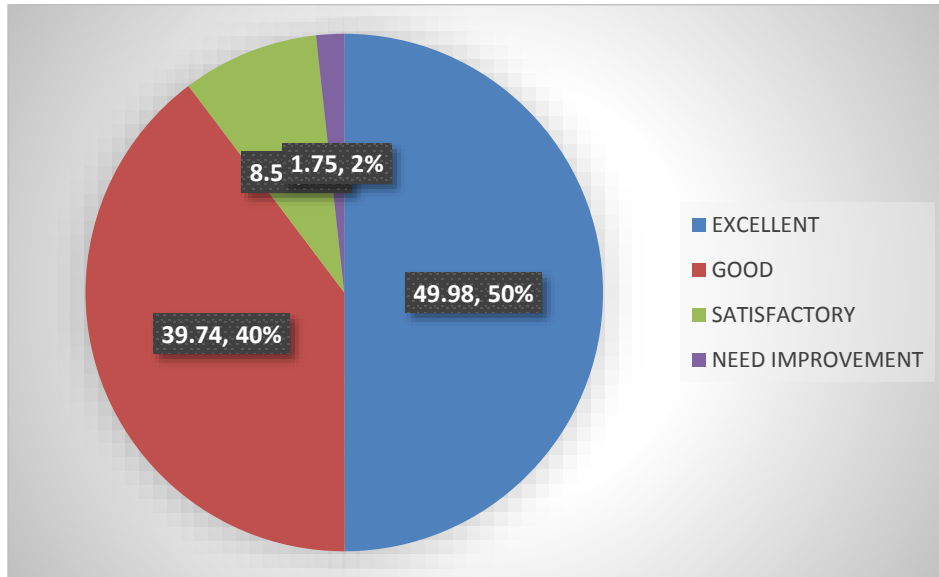
Q - 6: Course content prepares the student to pursue higher studies

EXCELLENT	GOOD	SATISFACTORY	NEED IMPROVEMENT
52.85	37.42	6.21	3.53



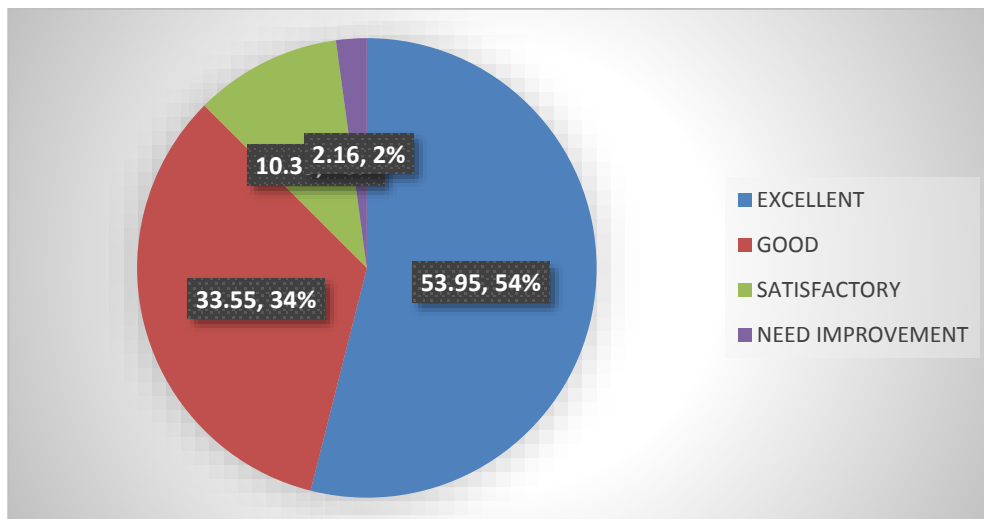
Q - 7: Course content prepares the student to face interviews

EXCELLENT	GOOD	SATISFACTORY	NEED IMPROVEMENT
49.98	39.74	8.53	1.75



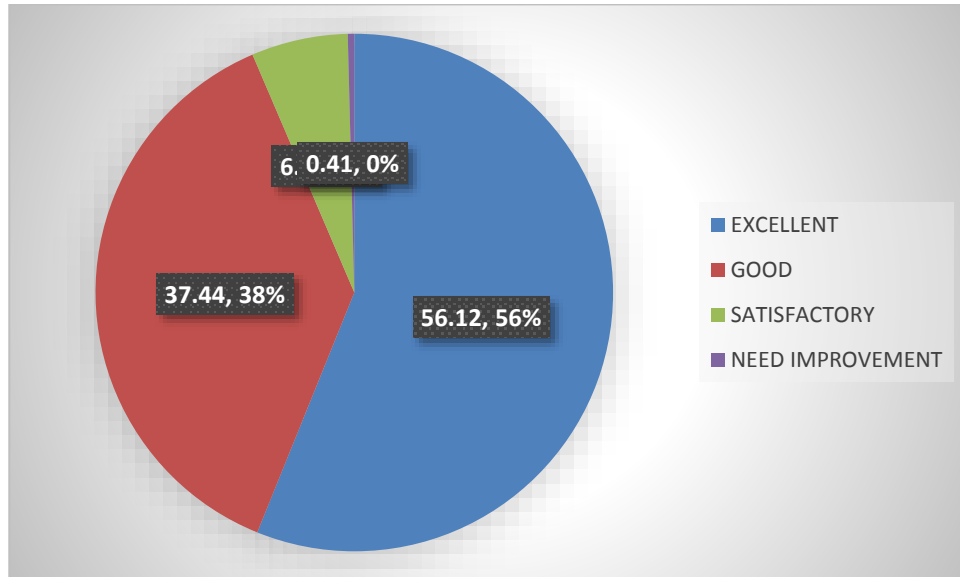
Q - 8: Course content prepares the student to qualify competitive / qualifying examination

EXCELLENT	GOOD	SATISFACTORY	NEED IMPROVEMENT
53.95	33.55	10.35	2.16



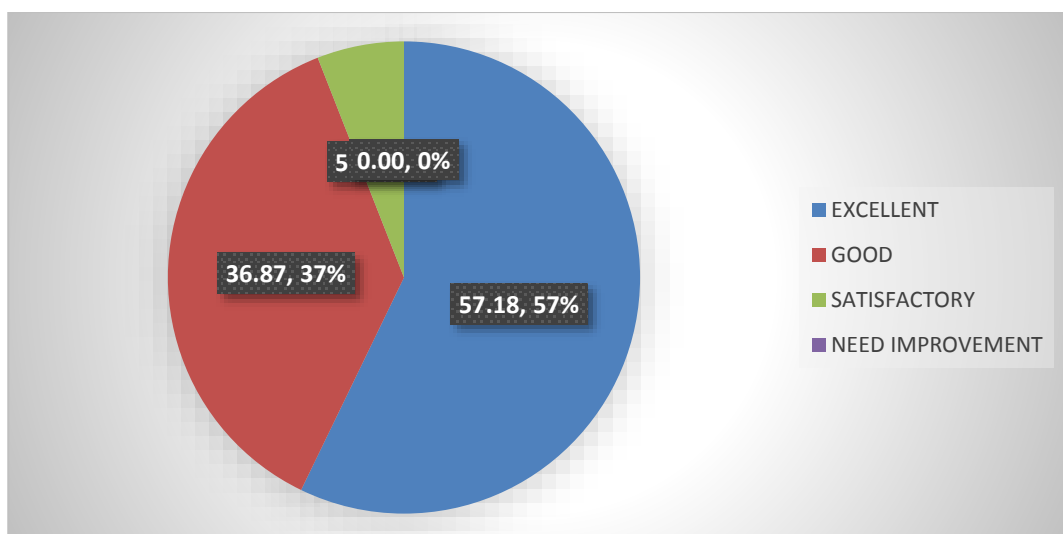
Q - 9: The library holdings for the course

EXCELLENT	GOOD	SATISFACTORY	NEED IMPROVEMENT
56.12	37.44	6.03	0.41



Q - 10: Overall rating

EXCELLENT	GOOD	SATISFACTORY	NEED IMPROVEMENT
57.18	36.87	5.96	0.00

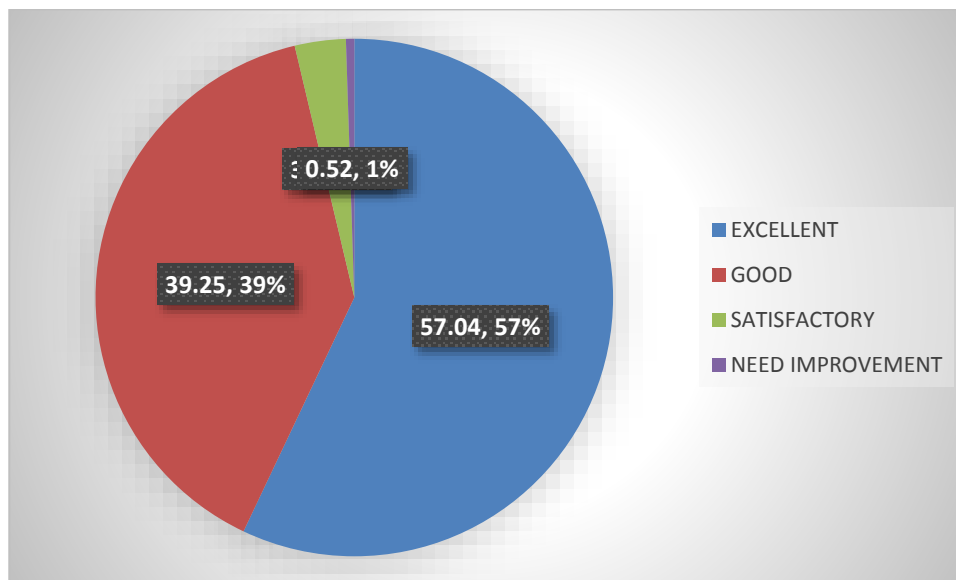


B.Com. INFORMATION SYSTEM MANAGEMENT

STUDENT RESPONSES (In Percentage)				
PARAMETERS	EXCELLENT	GOOD	SATISFACTORY	NEED IMPROVEMENT
Q - 1	57.04	39.25	3.19	0.52
Q - 2	44.57	49.39	5.52	0.52
Q - 3	48.73	41.65	8.31	1.32
Q - 4	50.18	41.52	6.41	1.89
Q - 5	49.16	41.63	7.58	1.63
Q - 6	44.15	45.43	9.29	1.14
Q - 7	49.78	41.97	7.20	1.06
Q - 8	43.98	48.68	6.30	1.04
Q - 9	54.38	36.60	7.39	1.63
Q - 10	54.07	39.23	6.44	0.26

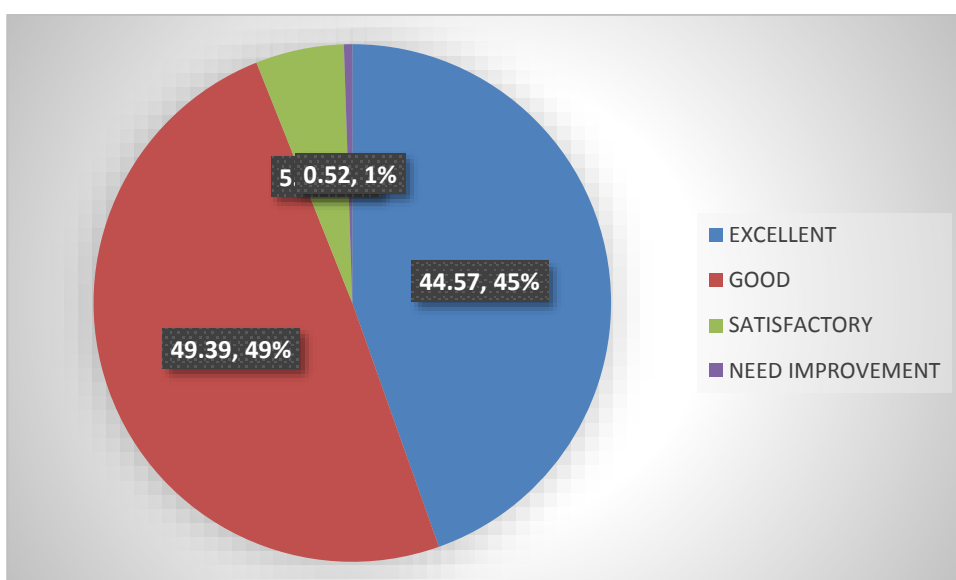
Q - 1: Relevance of syllabus for Core subjects

EXCELLENT	GOOD	SATISFACTORY	NEED IMPROVEMENT
57.04	39.25	3.19	0.52



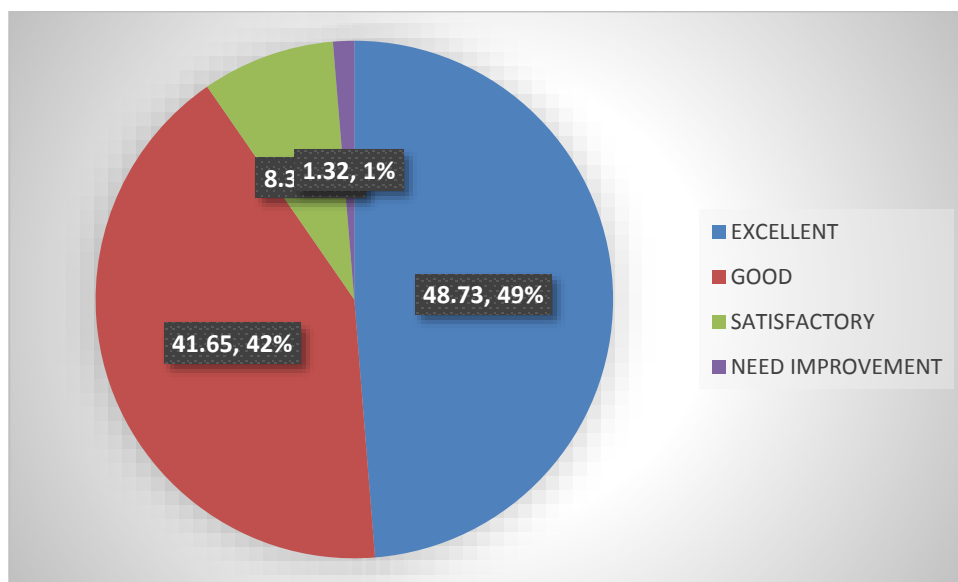
Q - 2: Relevance of syllabus for Elective subjects

EXCELLENT	GOOD	SATISFACTORY	NEED IMPROVEMENT
44.57	49.39	5.52	0.52



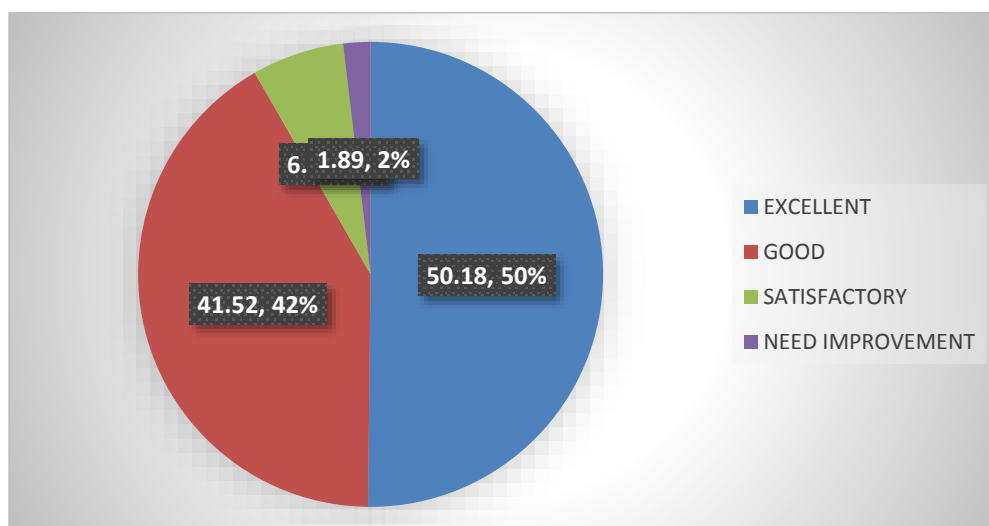
Q - 3: Relevance of syllabus for Project/Dissertation

EXCELLENT	GOOD	SATISFACTORY	NEED IMPROVEMENT
48.73	41.65	8.31	1.32



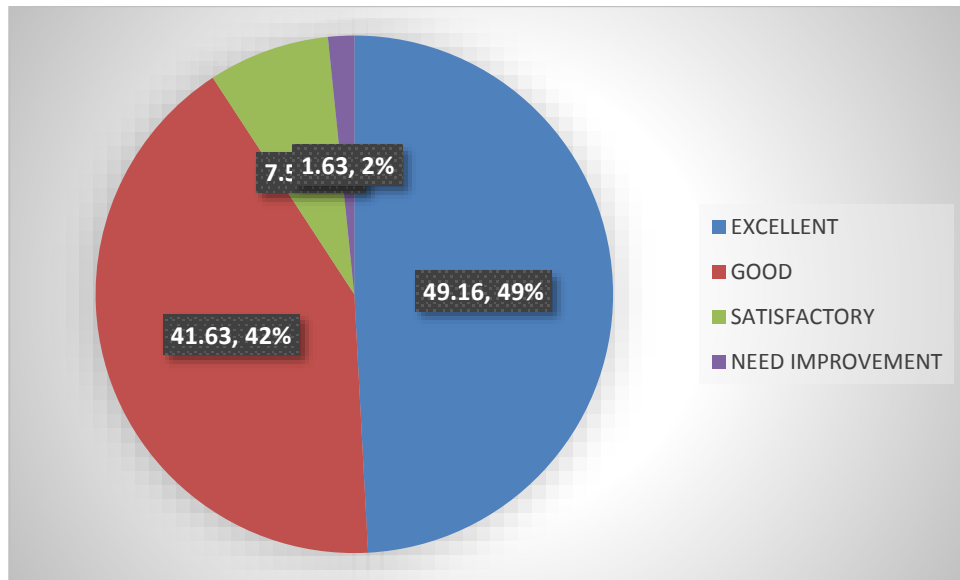
Q - 4: Learning outcomes in terms of concepts, knowledge, skills and analytical abilities

EXCELLENT	GOOD	SATISFACTORY	NEED IMPROVEMENT
50.18	41.52	6.41	1.89



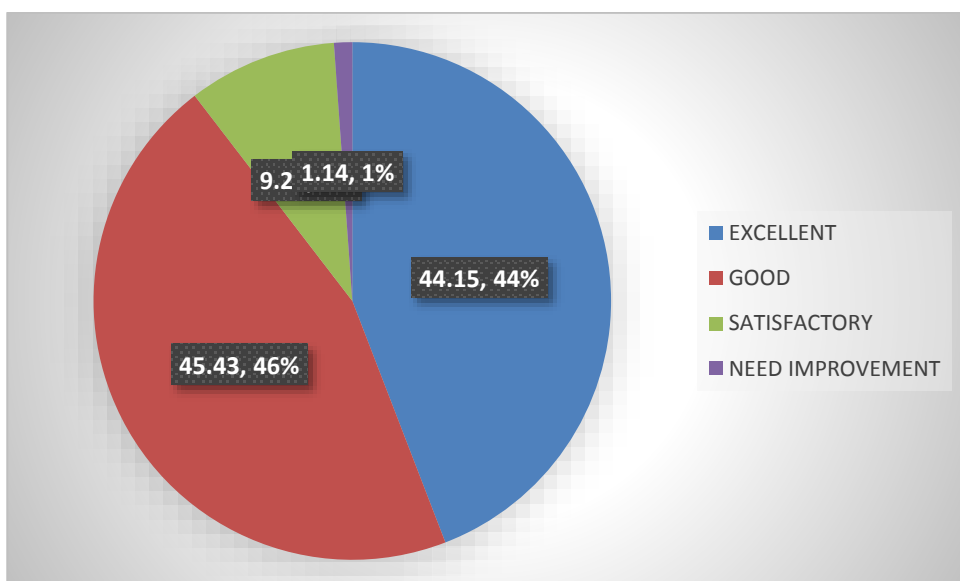
Q - 5: Depth of the Course Content

EXCELLENT	GOOD	SATISFACTORY	NEED IMPROVEMENT
49.16	41.63	7.58	1.63



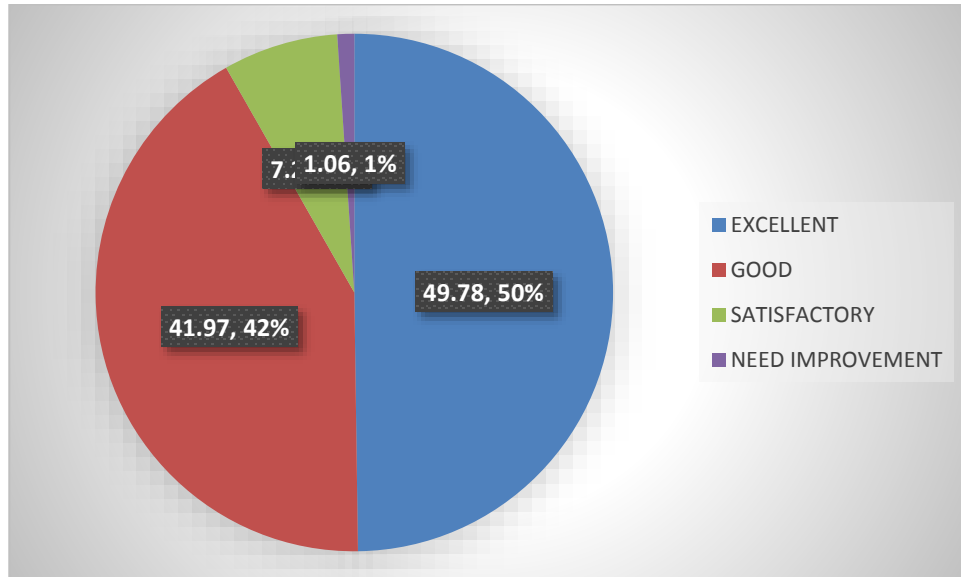
Q – 6: Course content prepares the student to pursue higher studies

EXCELLENT	GOOD	SATISFACTORY	NEED IMPROVEMENT
44.15	45.43	9.29	1.14



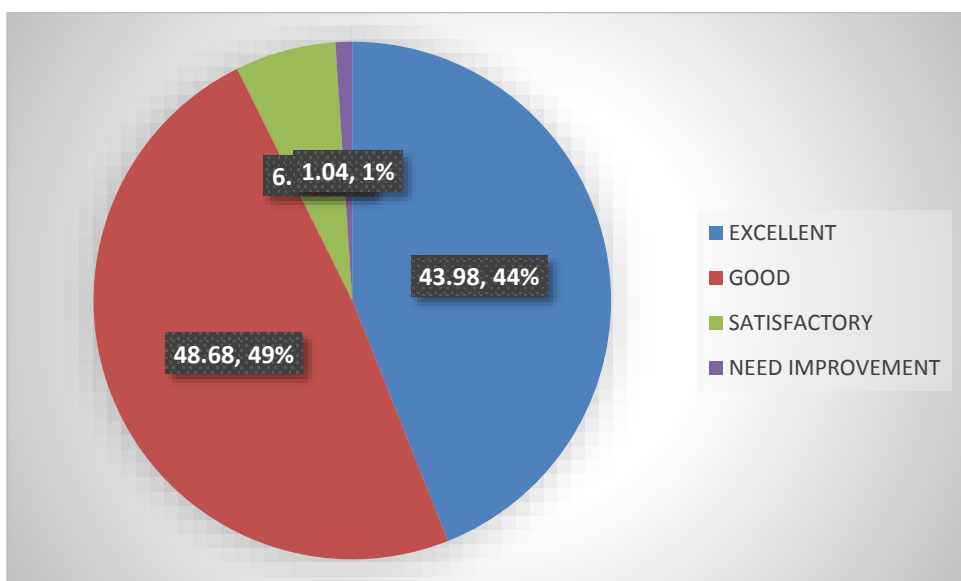
Q - 7: Course content prepares the student to face interviews

EXCELLENT	GOOD	SATISFACTORY	NEED IMPROVEMENT
49.78	41.97	7.20	1.06



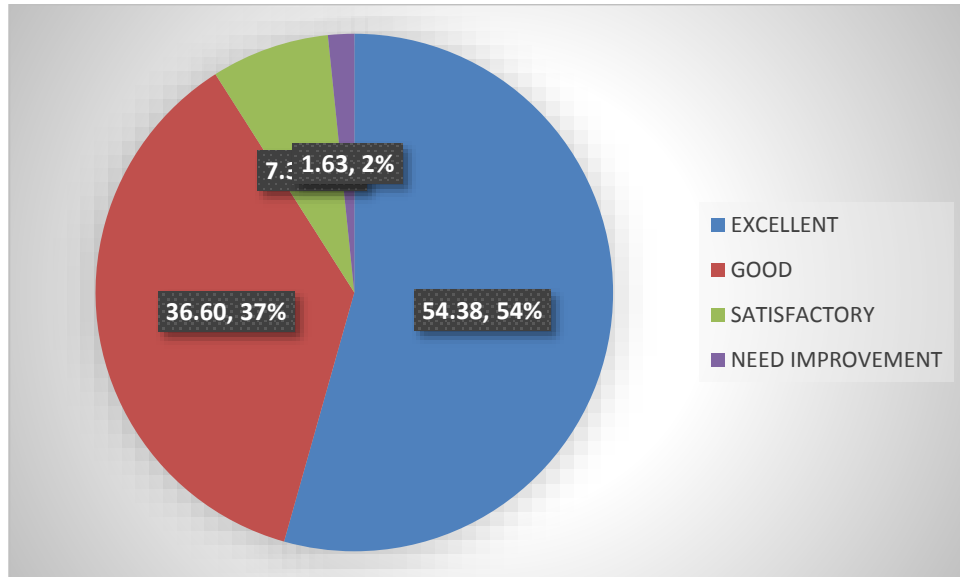
Q - 8: Course content prepares the student to qualify competitive / qualifying examination

EXCELLENT	GOOD	SATISFACTORY	NEED IMPROVEMENT
43.98	48.68	6.30	1.04



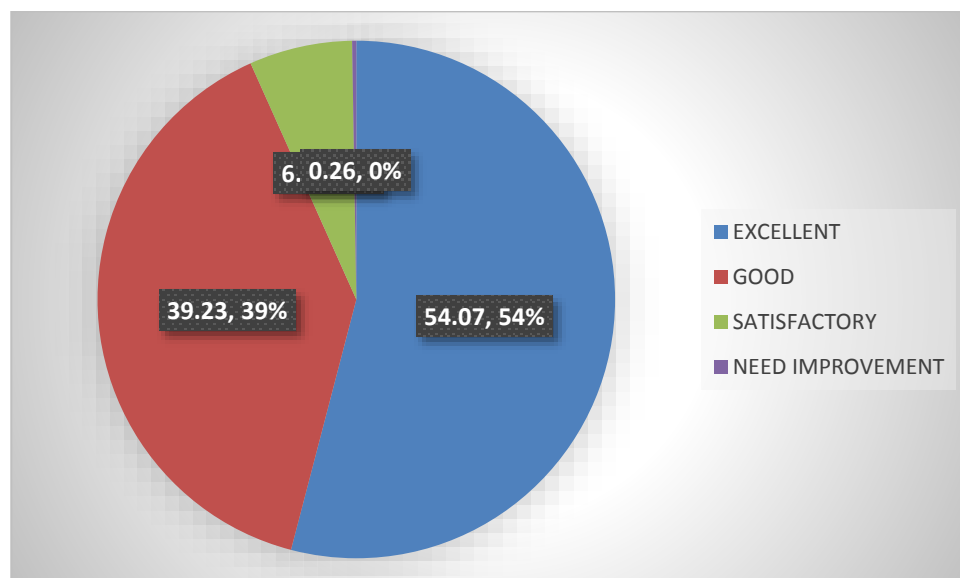
Q - 9: The library holdings for the course

EXCELLENT	GOOD	SATISFACTORY	NEED IMPROVEMENT
54.38	36.60	7.39	1.63



Q - 10: Overall rating

EXCELLENT	GOOD	SATISFACTORY	NEED IMPROVEMENT
54.07	39.23	6.44	0.26

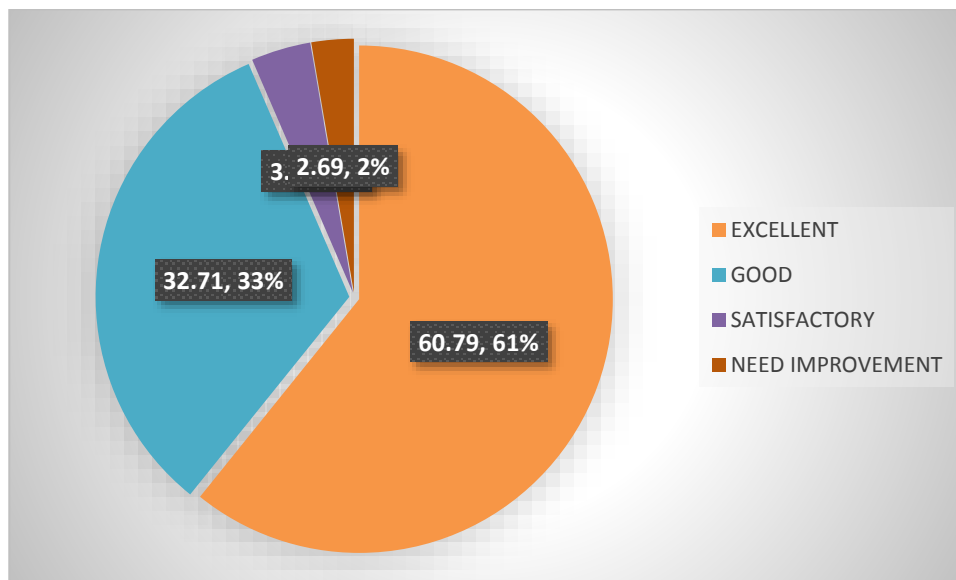


B.COM. MARKETING MANAGEMENT

STUDENT RESPONSES (In Percentage)				
PARAMETERS	EXCELLENT	GOOD	SATISFACTORY	NEED IMPROVEMENT
Q – 1	60.79	32.71	3.80	2.69
Q – 2	47.55	43.50	6.23	2.72
Q – 3	58.63	32.24	7.03	2.11
Q – 4	60.77	30.30	6.54	2.39
Q – 5	58.60	32.20	7.10	2.11
Q – 6	53.87	38.08	4.57	3.48
Q – 7	54.40	32.38	9.78	3.44
Q – 8	59.74	30.31	6.51	3.44
Q – 9	57.90	30.82	6.75	4.54
Q - 10	61.54	30.14	5.93	2.39

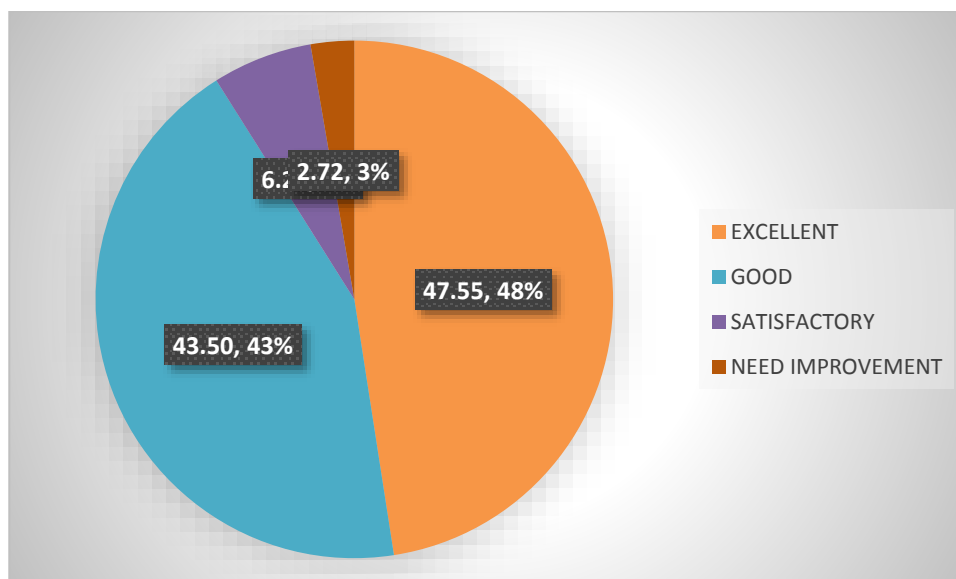
Q - 1: Relevance of syllabus for Core subjects

EXCELLENT	GOOD	SATISFACTORY	NEED IMPROVEMENT
60.79	32.71	3.80	2.69



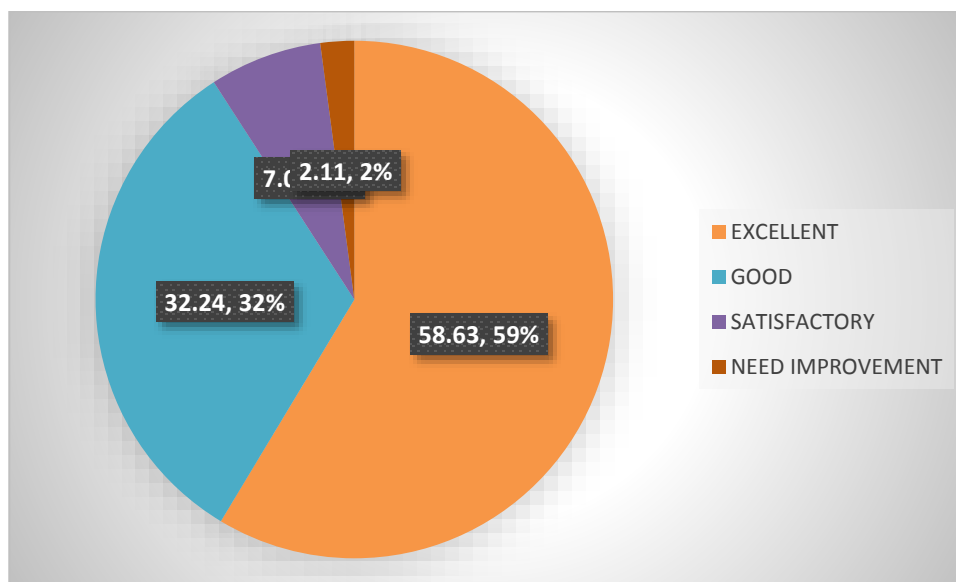
Q - 2: Relevance of syllabus for Elective subjects

EXCELLENT	GOOD	SATISFACTORY	NEED IMPROVEMENT
47.55	43.50	6.23	2.72



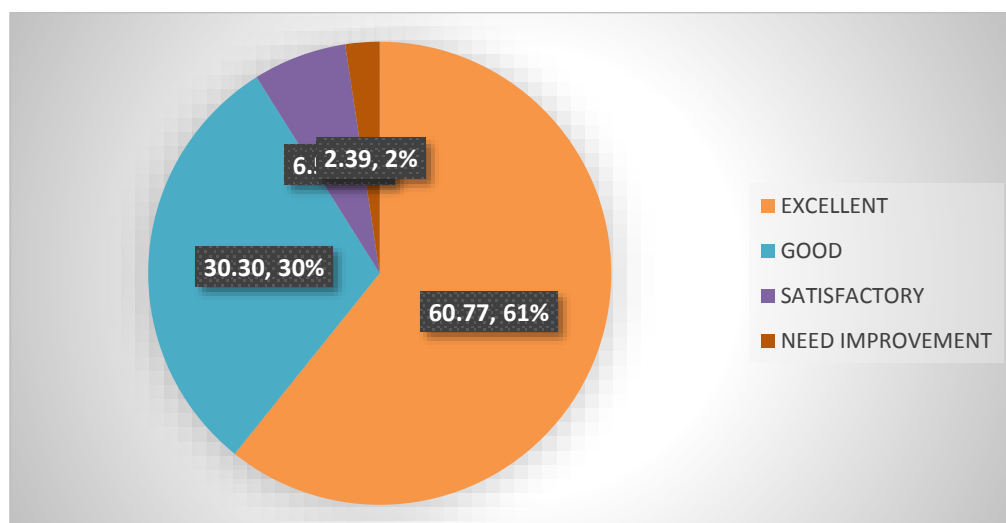
Q - 3: Relevance of syllabus for Project/Dissertation

EXCELLENT	GOOD	SATISFACTORY	NEED IMPROVEMENT
58.63	32.24	7.03	2.11



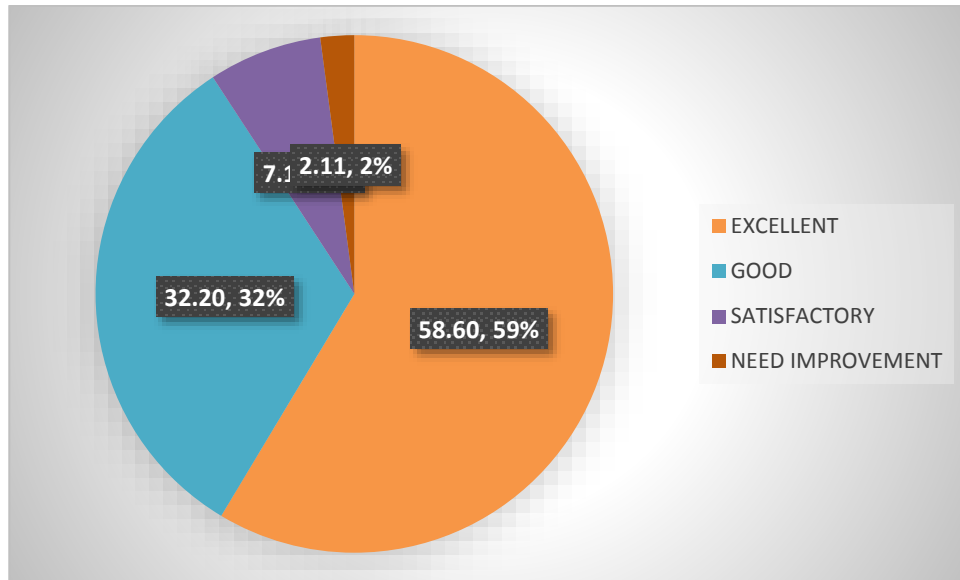
Q - 4: Learning outcomes in terms of concepts, knowledge, skills and analytical abilities

EXCELLENT	GOOD	SATISFACTORY	NEED IMPROVEMENT
60.77	30.30	6.54	2.39



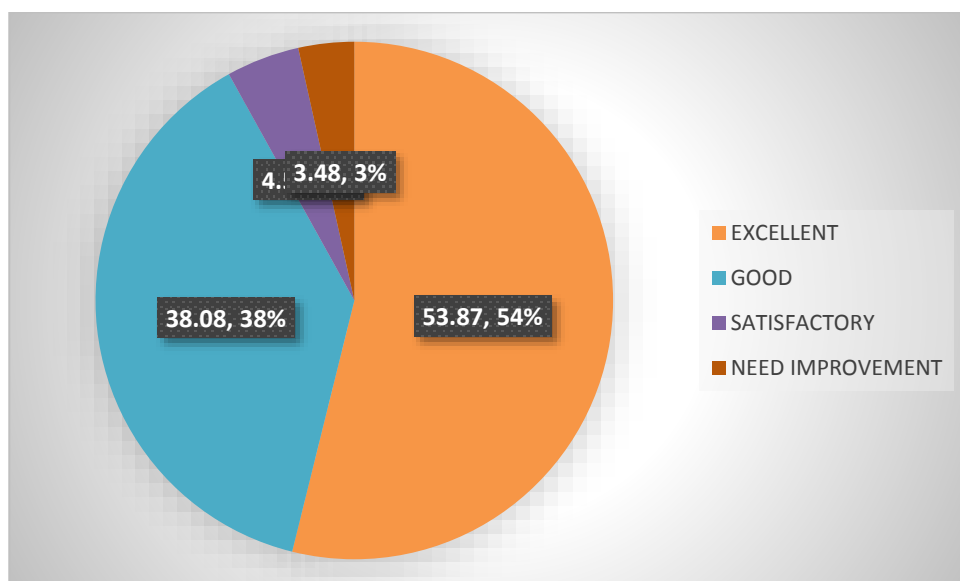
Q - 5: Depth of the Course Content

EXCELLENT	GOOD	SATISFACTORY	NEED IMPROVEMENT
58.60	32.20	7.10	2.11



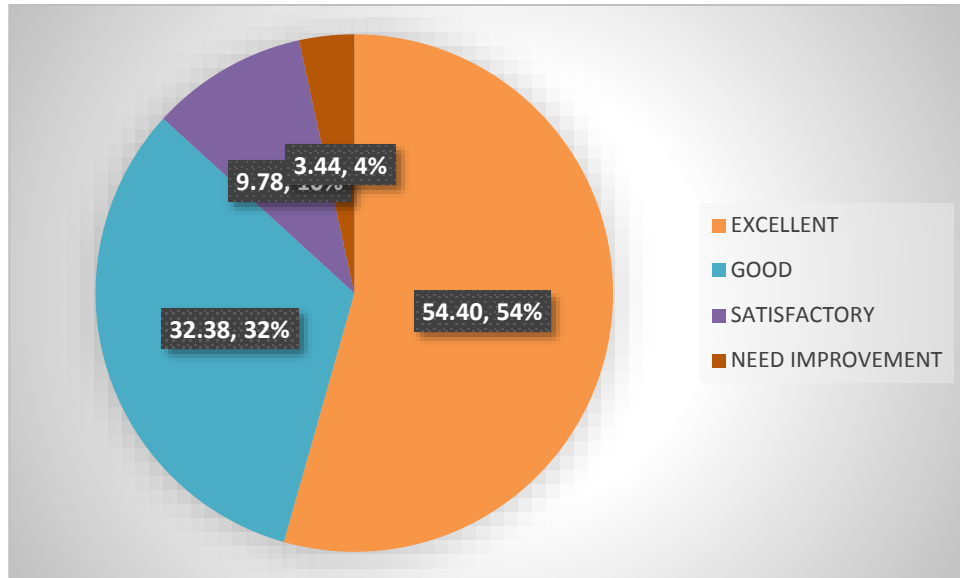
Q - 6: Course content prepares the student to pursue higher studies

EXCELLENT	GOOD	SATISFACTORY	NEED IMPROVEMENT
53.87	38.08	4.57	3.48



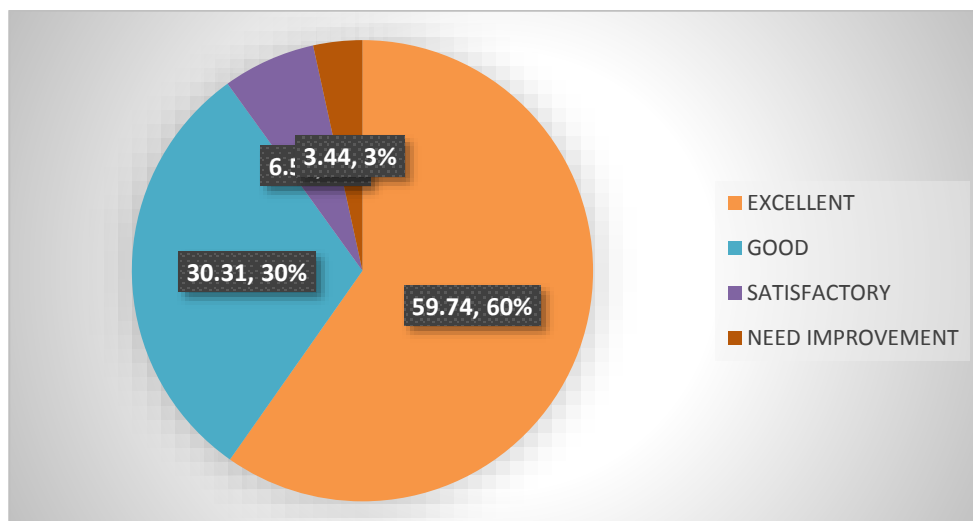
Q - 7: Course content prepares the student to face interviews

EXCELLENT	GOOD	SATISFACTORY	NEED IMPROVEMENT
54.40	32.38	9.78	3.44



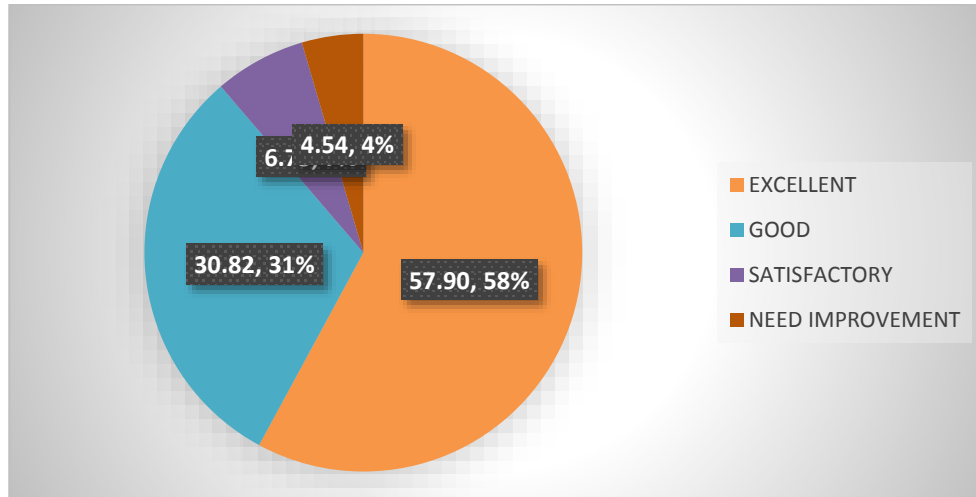
Q - 8: Course content prepares the student to qualify competitive / qualifying examination

EXCELLENT	GOOD	SATISFACTORY	NEED IMPROVEMENT
59.74	30.31	6.51	3.44



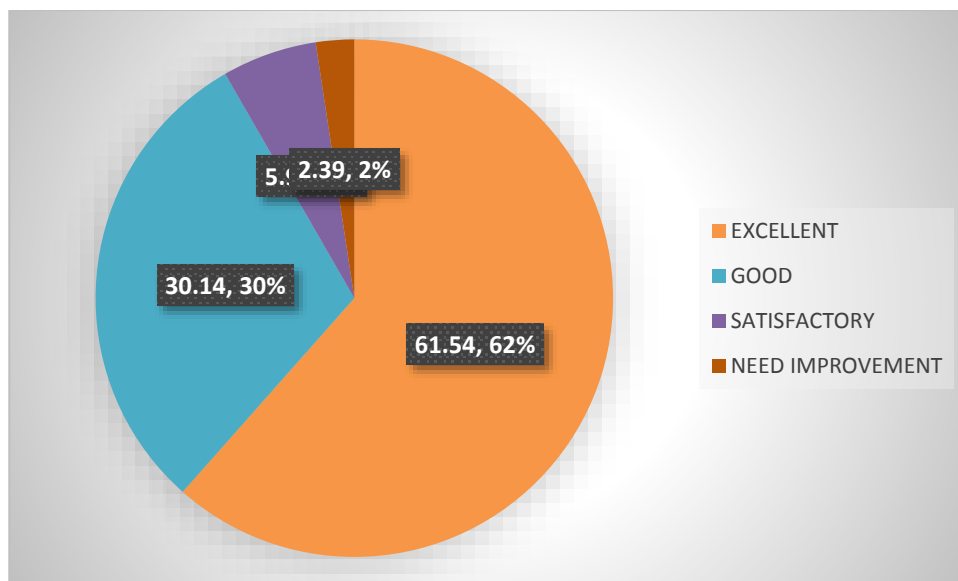
Q - 9: The library holdings for the course

EXCELLENT	GOOD	SATISFACTORY	NEED IMPROVEMENT
57.90	30.82	6.75	4.54



Q - 10: Overall rating

EXCELLENT	GOOD	SATISFACTORY	NEED IMPROVEMENT
61.54	30.14	5.93	2.39

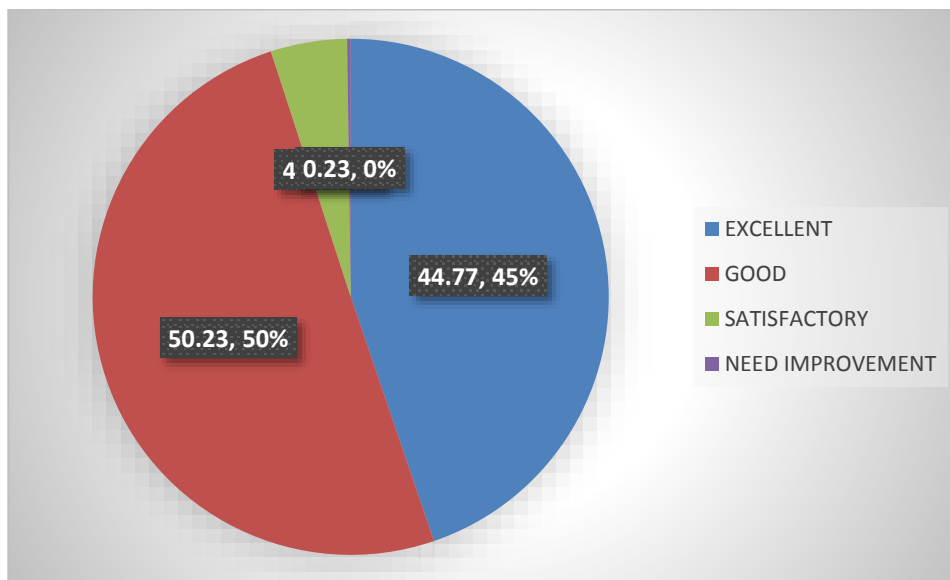


B.COM. CORPORATE SECRETORYSHIP

STUDENT RESPONSES (In Percentage)				
PARAMETERS	EXCELLENT	GOOD	SATISFACTORY	NEED IMPROVEMENT
Q - 1	44.77	50.23	4.78	0.23
Q - 2	36.45	55.96	6.85	0.74
Q - 3	37.18	50.96	11.40	0.46
Q - 4	40.74	51.58	6.72	0.97
Q - 5	35.01	54.76	9.74	0.49
Q - 6	39.50	51.93	8.11	0.46
Q - 7	32.91	52.91	12.98	1.20
Q - 8	35.07	53.46	9.82	1.66
Q - 9	32.69	51.55	13.63	2.14
Q - 10	41.07	52.27	6.20	0.46

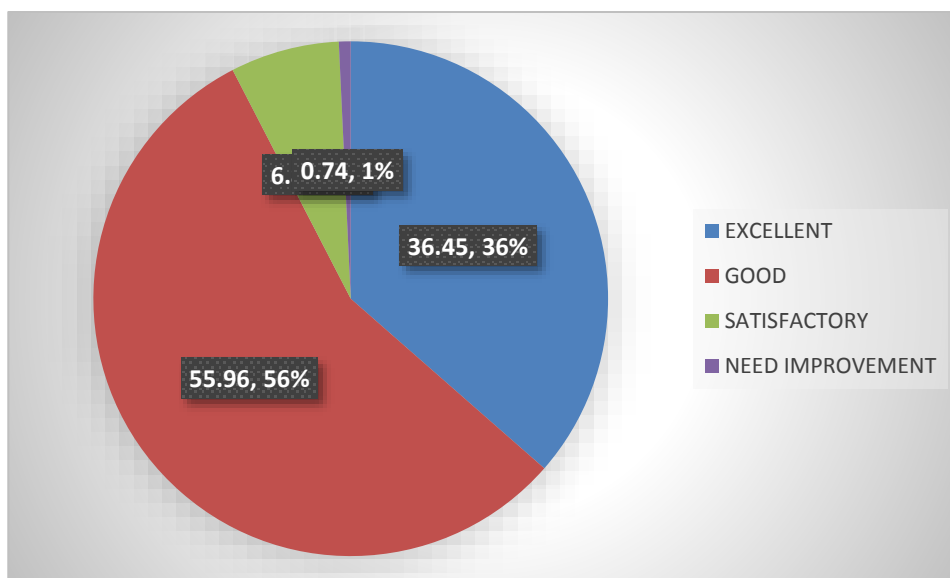
Q - 1: Relevance of syllabus for Core subjects

EXCELLENT	GOOD	SATISFACTORY	NEED IMPROVEMENT
44.77	50.23	4.78	0.23



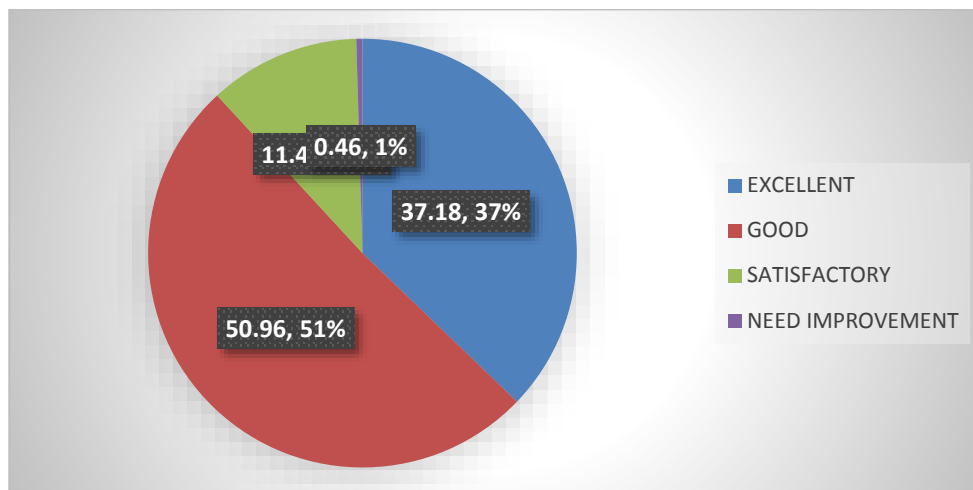
Q - 2: Relevance of syllabus for Elective subjects

EXCELLENT	GOOD	SATISFACTORY	NEED IMPROVEMENT
36.45	55.96	6.85	0.74



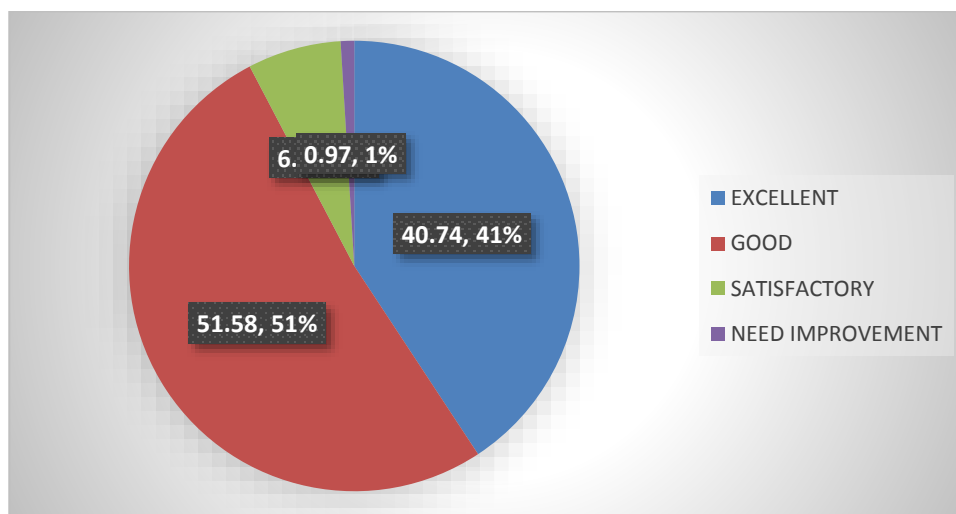
Q - 3: Relevance of syllabus for Project/Dissertation

EXCELLENT	GOOD	SATISFACTORY	NEED IMPROVEMENT
37.18	50.96	11.40	0.46



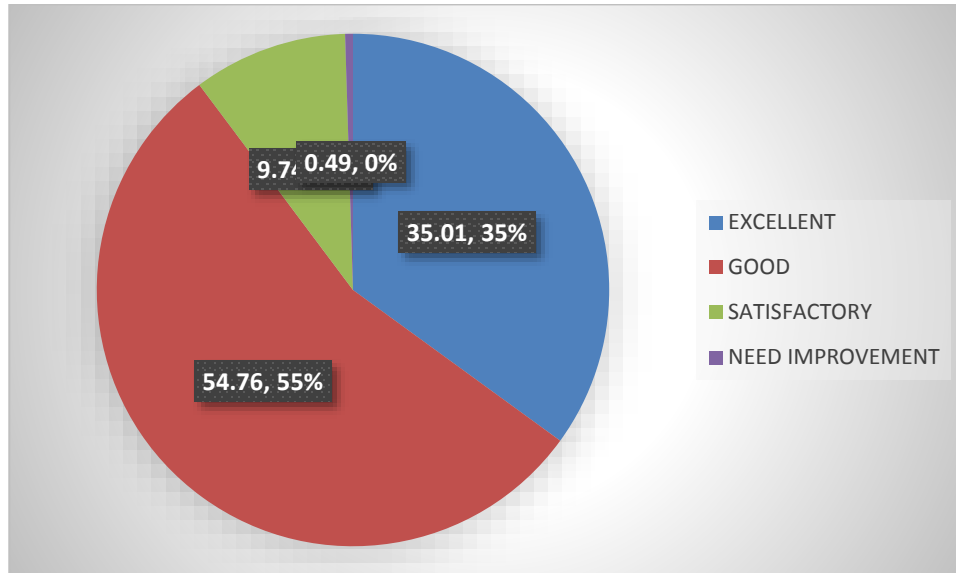
Q - 4: Learning outcomes in terms of concepts, knowledge, skills and analytical abilities

EXCELLENT	GOOD	SATISFACTORY	NEED IMPROVEMENT
40.74	51.58	6.72	0.97



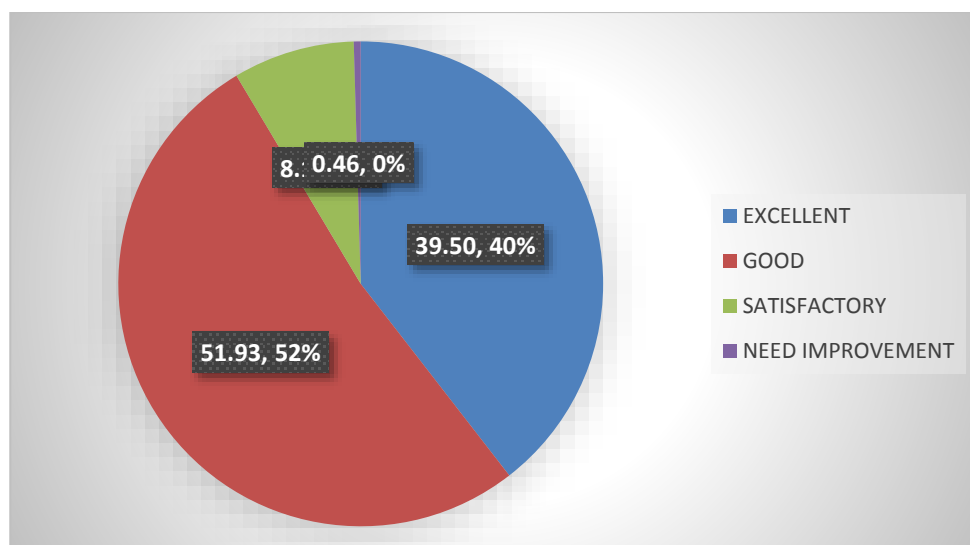
Q - 5: Depth of the Course Content

EXCELLENT	GOOD	SATISFACTORY	NEED IMPROVEMENT
35.01	54.76	9.74	0.49



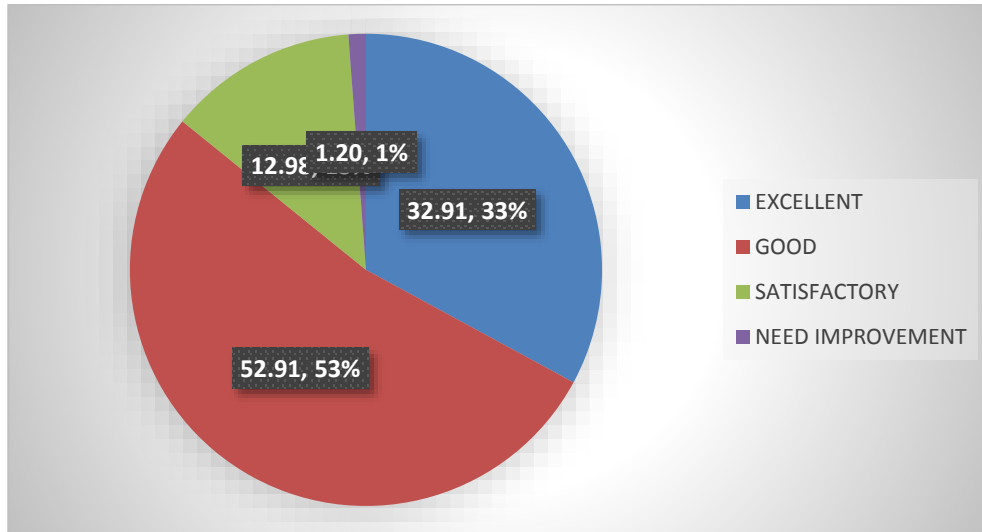
Q - 6: Course content prepares the student to pursue higher studies

EXCELLENT	GOOD	SATISFACTORY	NEED IMPROVEMENT
39.50	51.93	8.11	0.46



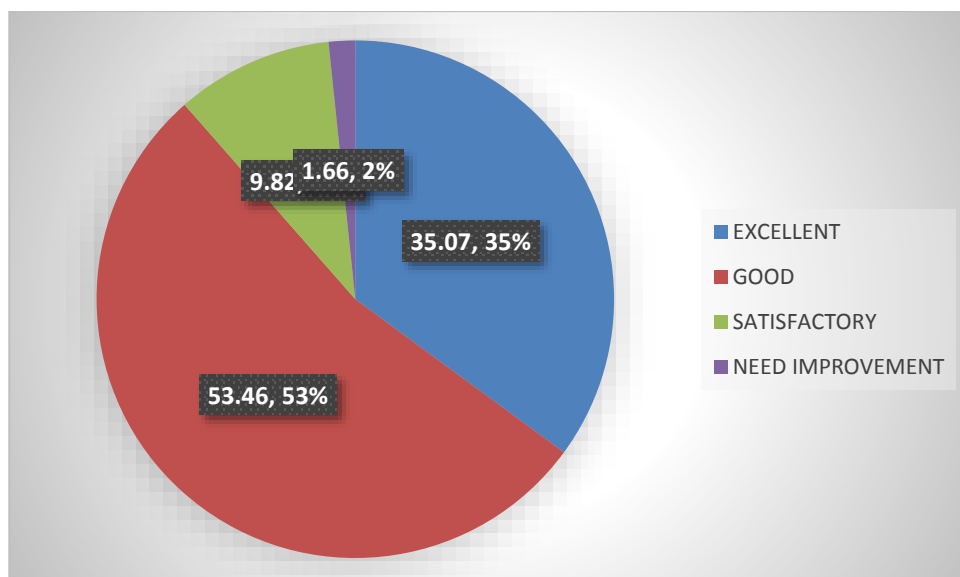
Q - 7: Course content prepares the student to face interviews

EXCELLENT	GOOD	SATISFACTORY	NEED IMPROVEMENT
32.91	52.91	12.98	1.20



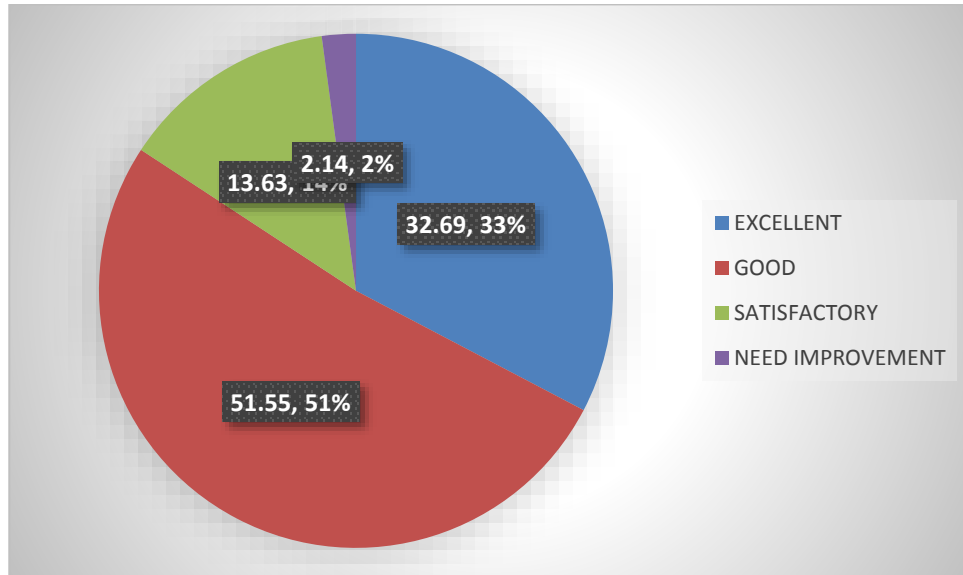
Q - 8: Course content prepares the student to qualify competitive / qualifying examination

EXCELLENT	GOOD	SATISFACTORY	NEED IMPROVEMENT
35.07	53.46	9.82	1.66



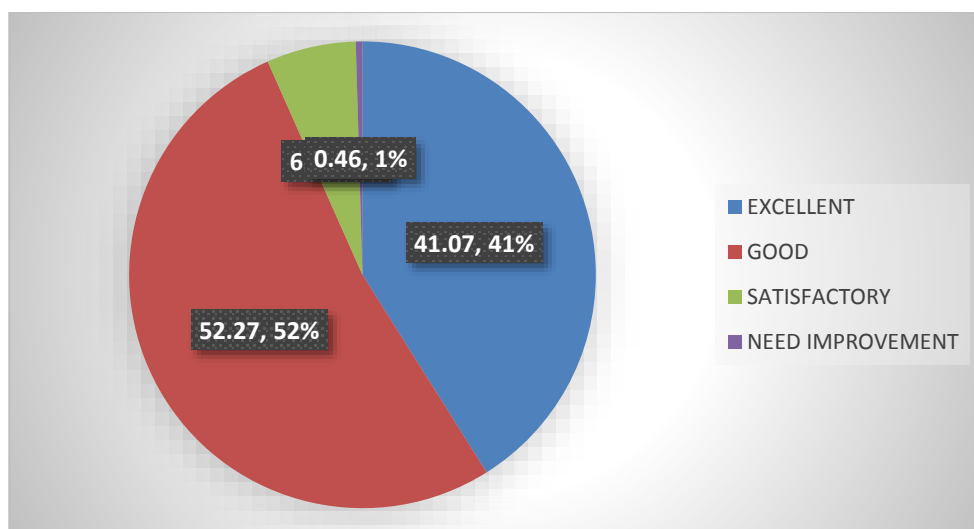
Q - 9: The library holdings for the course

EXCELLENT	GOOD	SATISFACTORY	NEED IMPROVEMENT
32.69	51.55	13.63	2.14



Q - 10: Overall rating

EXCELLENT	GOOD	SATISFACTORY	NEED IMPROVEMENT
41.07	52.27	6.20	0.46

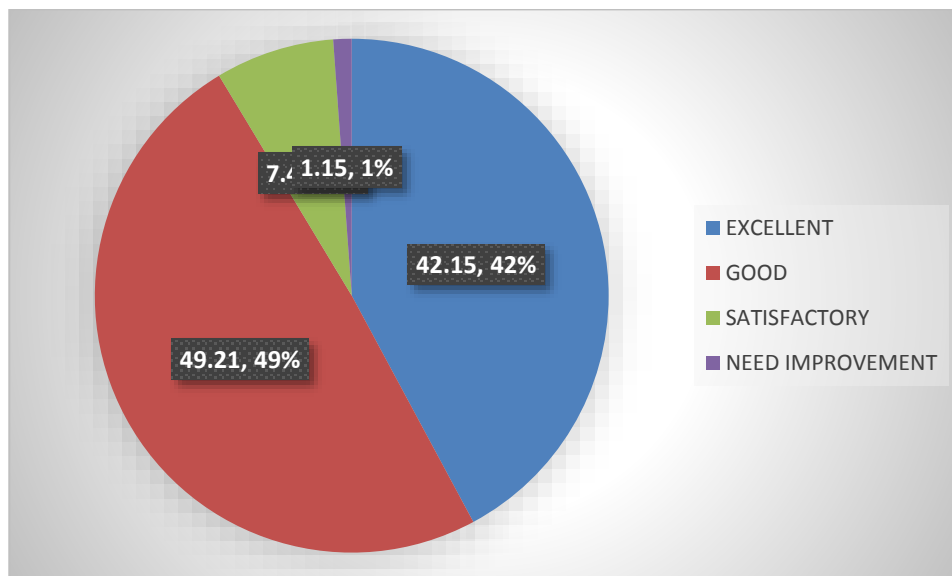


B.COM. BANK MANAGEMENT

STUDENT RESPONSES (In Percentage)				
PARAMETERS	EXCELLENT	GOOD	SATISFACTORY	NEED IMPROVEMENT
Q - 1	42.15	49.21	7.49	1.15
Q - 2	37.70	52.42	9.31	0.58
Q - 3	36.22	51.53	11.94	0.32
Q - 4	38.82	48.10	12.11	0.98
Q - 5	37.08	52.18	10.43	0.32
Q - 6	33.25	53.71	12.10	0.95
Q - 7	38.29	48.60	11.50	1.61
Q - 8	34.27	55.22	9.57	0.95
Q - 9	35.62	48.07	14.83	1.49
Q - 10	45.93	44.76	7.20	2.11

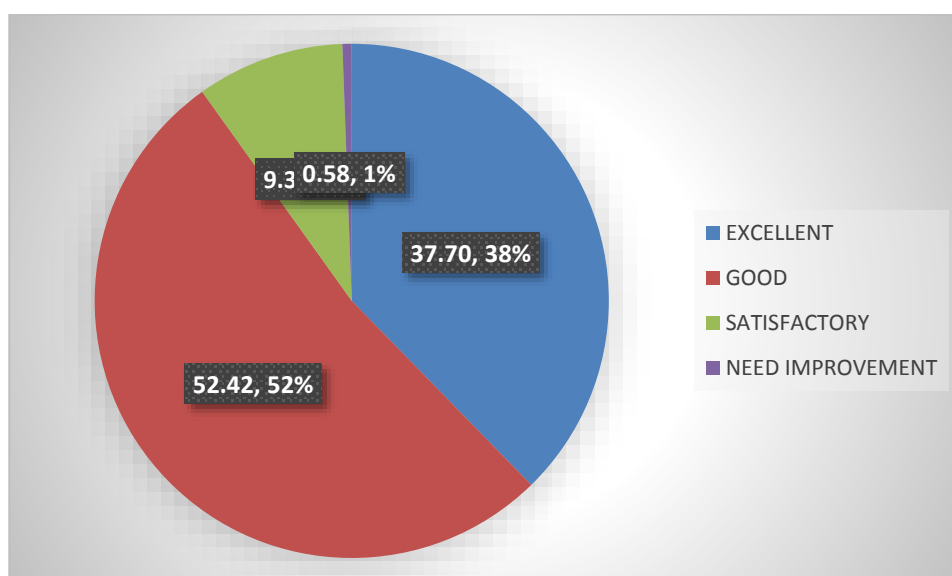
Q - 1: Relevance of syllabus for Core subjects

EXCELLENT	GOOD	SATISFACTORY	NEED IMPROVEMENT
42.15	49.21	7.49	1.15



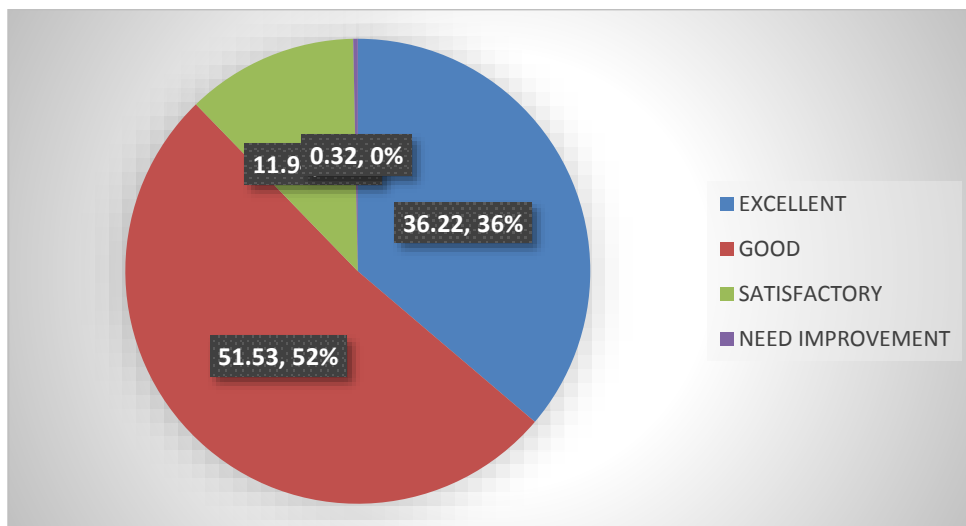
Q - 2: Relevance of syllabus for Elective subjects

EXCELLENT	GOOD	SATISFACTORY	NEED IMPROVEMENT
42.15	49.21	7.49	1.15



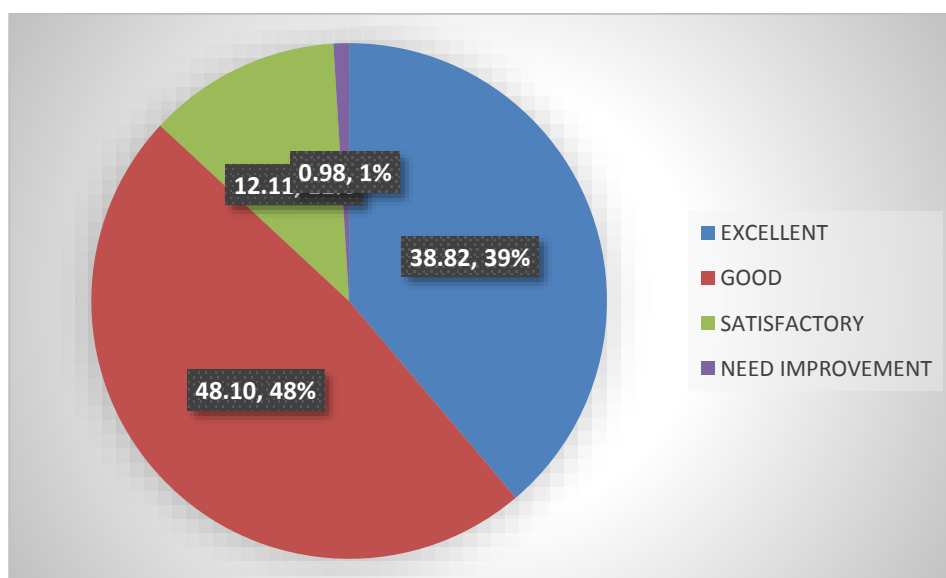
Q - 3: Relevance of syllabus for Project/Dissertation

EXCELLENT	GOOD	SATISFACTORY	NEED IMPROVEMENT
36.22	51.53	11.94	0.32



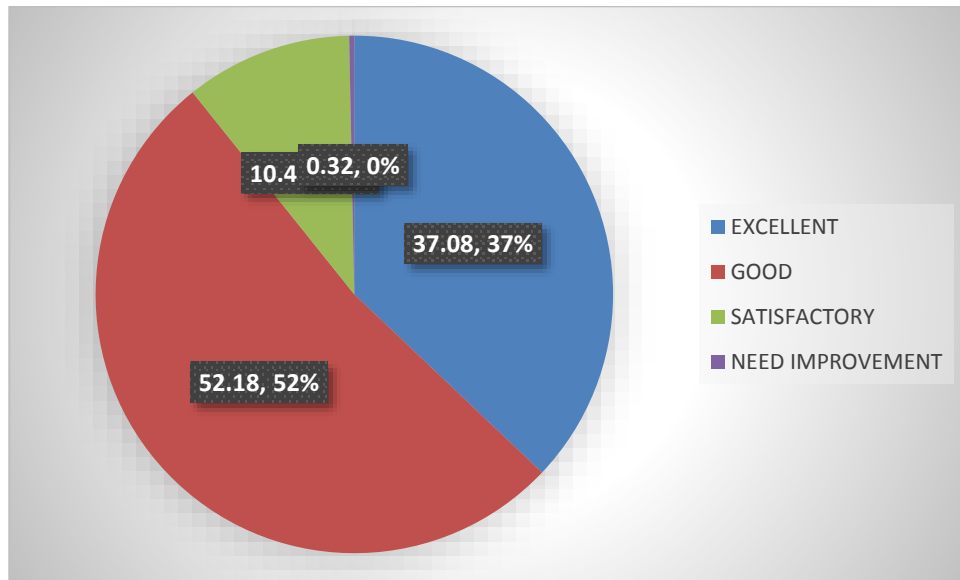
Q - 4: Learning outcomes in terms of concepts, knowledge, skills and analytical abilities

EXCELLENT	GOOD	SATISFACTORY	NEED IMPROVEMENT
38.82	48.10	12.11	0.98



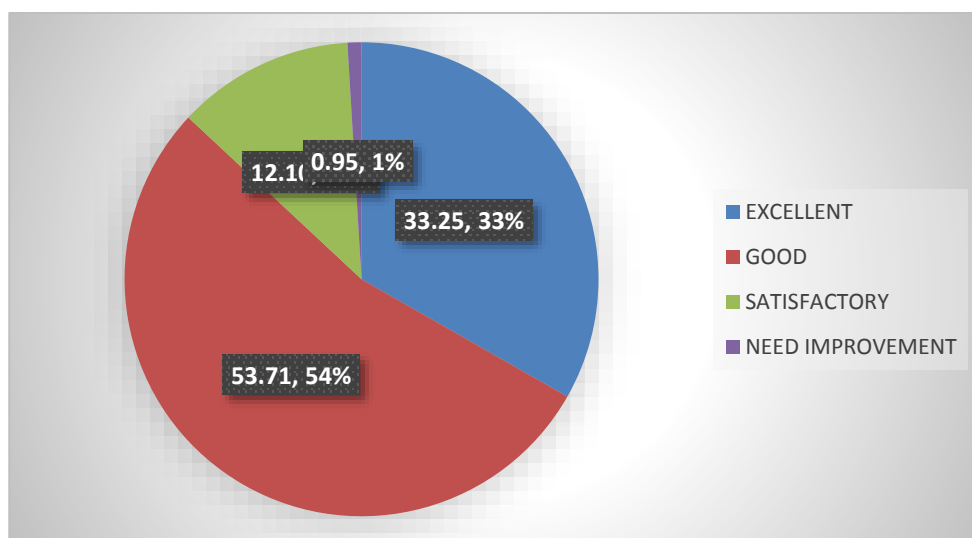
Q - 5: Depth of the Course Content

EXCELLENT	GOOD	SATISFACTORY	NEED IMPROVEMENT
37.08	52.18	10.43	0.32



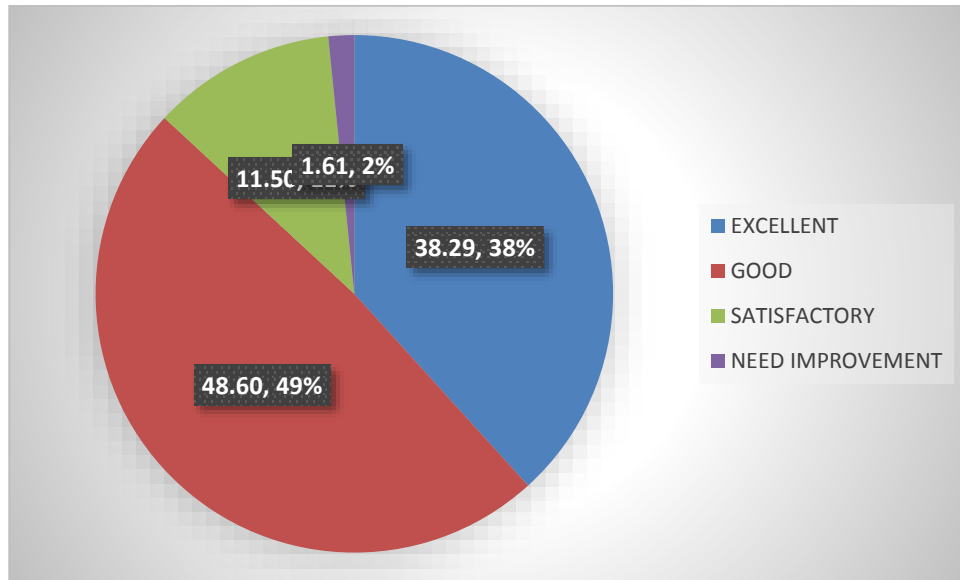
Q - 6: Course content prepares the student to pursue higher studies

EXCELLENT	GOOD	SATISFACTORY	NEED IMPROVEMENT
33.25	53.71	12.10	0.95



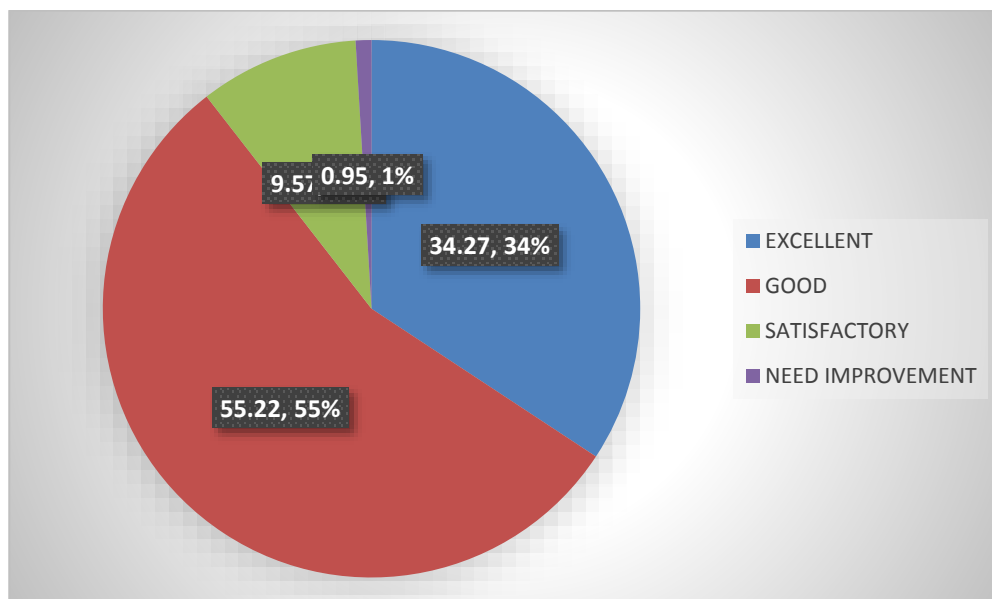
Q - 7: Course content prepares the student to face interviews

EXCELLENT	GOOD	SATISFACTORY	NEED IMPROVEMENT
38.29	48.60	11.50	1.61



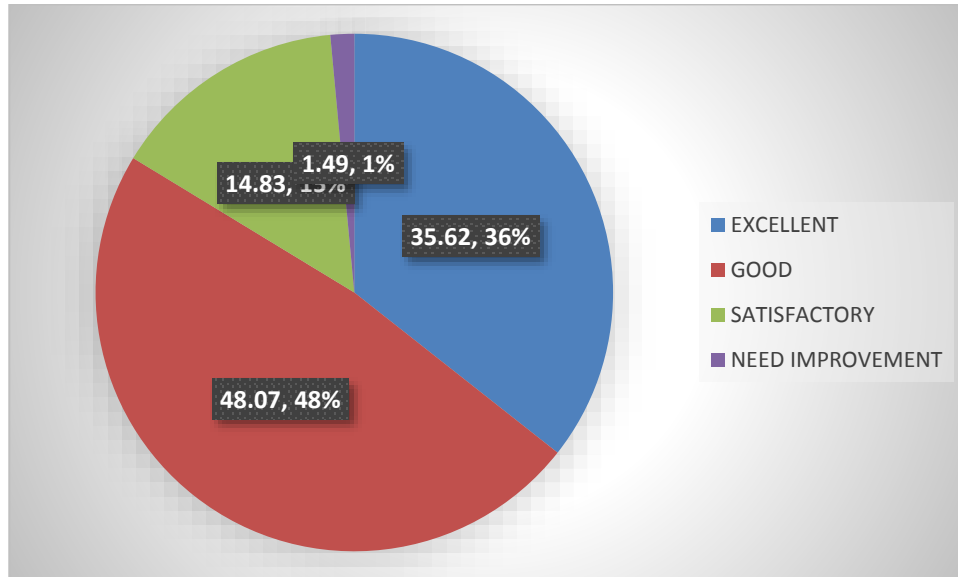
Q - 8: Course content prepares the student to qualify competitive / qualifying examination

EXCELLENT	GOOD	SATISFACTORY	NEED IMPROVEMENT
34.27	55.22	9.57	0.95



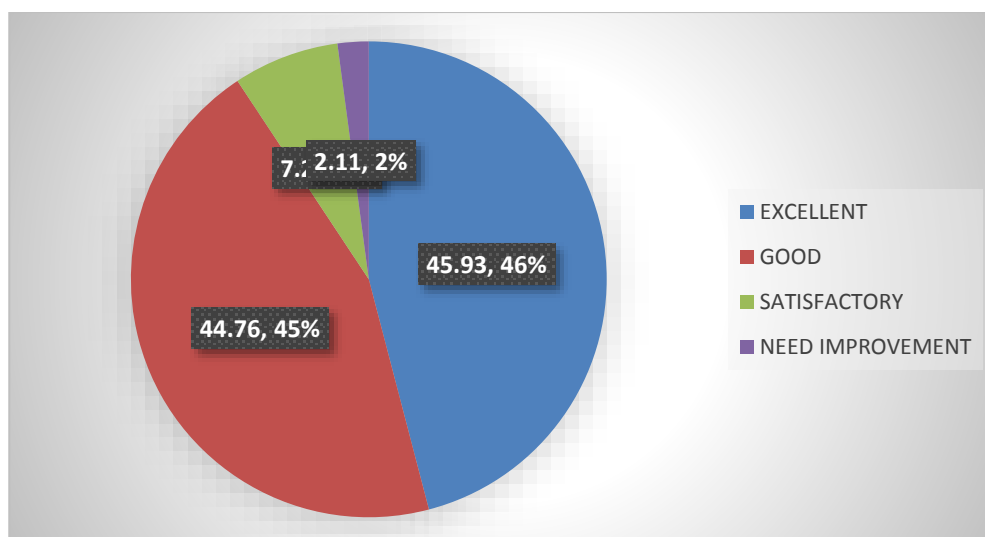
Q - 9: The library holdings for the course

EXCELLENT	GOOD	SATISFACTORY	NEED IMPROVEMENT
35.62	48.07	14.83	1.49



Q - 10: Overall rating

EXCELLENT	GOOD	SATISFACTORY	NEED IMPROVEMENT
45.93	44.76	7.20	2.11

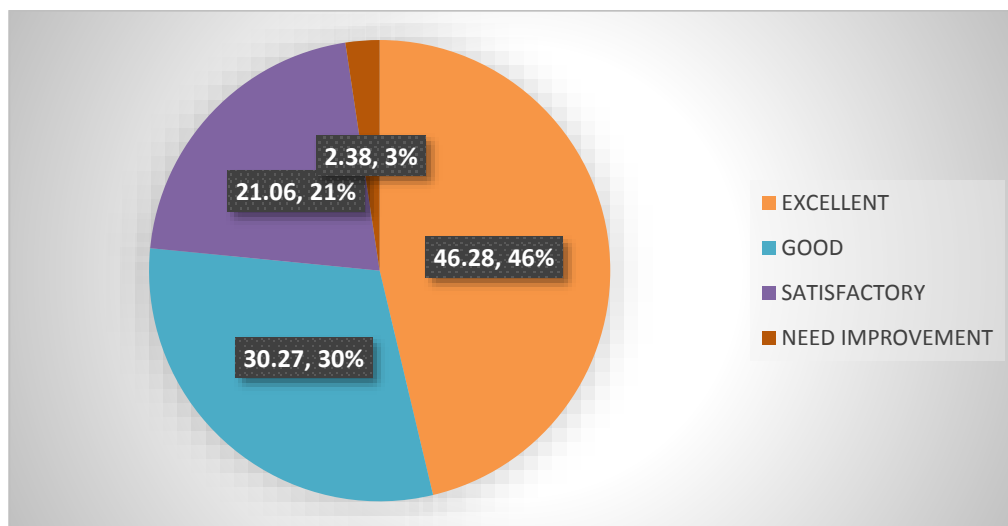


B.A. ENGLISH

STUDENT RESPONSES (In Percentage)				
PARAMETERS	EXCELLENT	GOOD	SATISFACTORY	NEED IMPROVEMENT
Q - 1	46.28	30.27	21.06	2.38
Q - 2	39.05	38.78	19.79	2.38
Q - 3	43.89	32.00	21.94	2.17
Q - 4	50.60	31.29	14.75	3.36
Q - 5	39.86	37.51	19.27	3.36
Q - 6	42.87	31.02	21.71	4.40
Q - 7	40.01	39.85	15.73	4.40
Q - 8	30.91	49.12	16.82	3.15
Q - 9	40.61	38.00	19.02	2.38
Q - 10	49.97	33.04	13.63	3.36

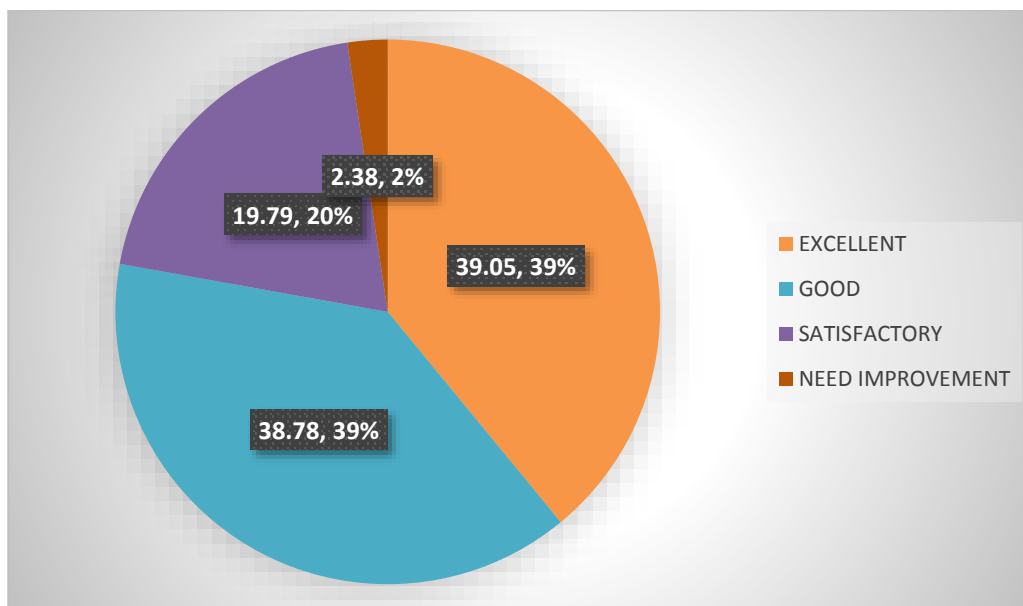
Q - 1: Relevance of syllabus for Core subjects

EXCELLENT	GOOD	SATISFACTORY	NEED IMPROVEMENT
46.28	30.27	21.06	2.38



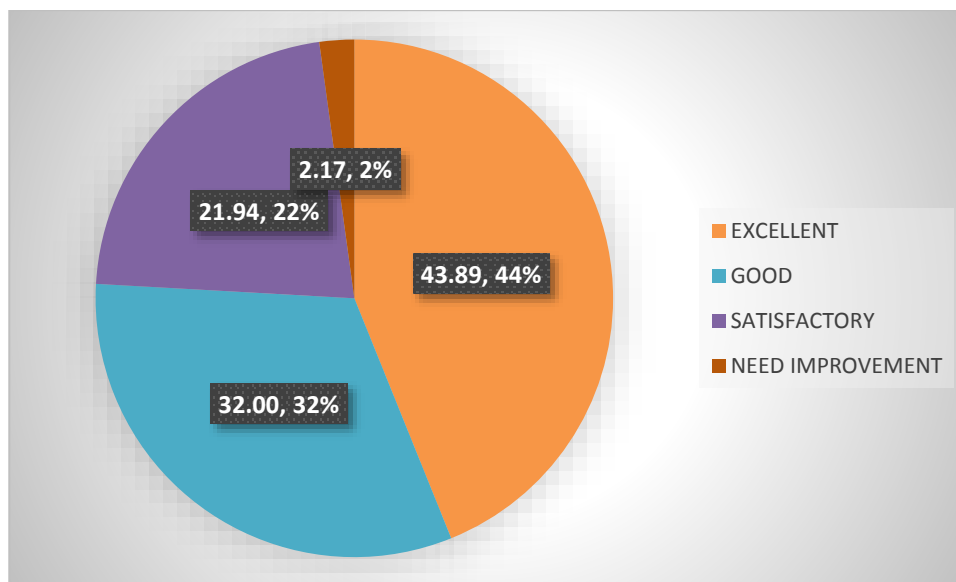
Q - 2: Relevance of syllabus for Elective subjects

EXCELLENT	GOOD	SATISFACTORY	NEED IMPROVEMENT
39.05	38.78	19.79	2.38



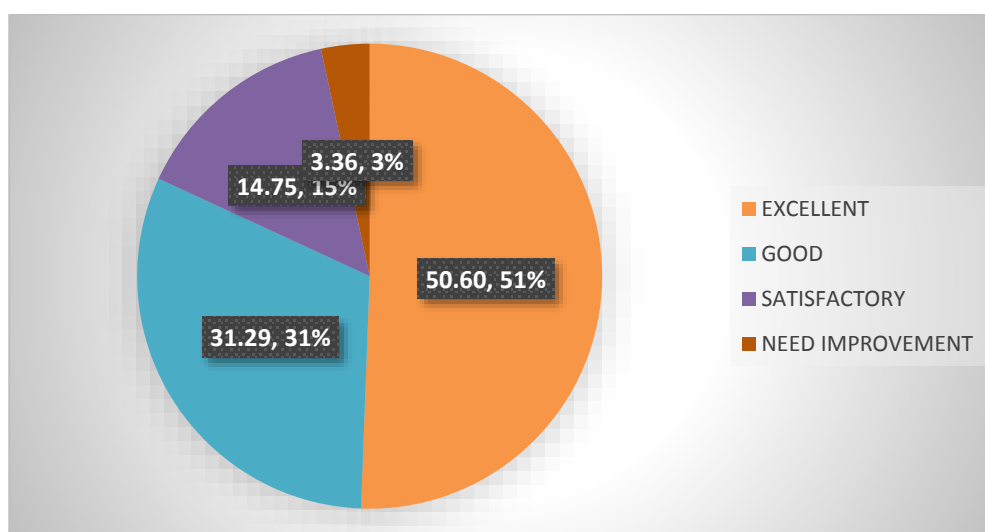
Q - 3: Relevance of syllabus for Project/Dissertation

EXCELLENT	GOOD	SATISFACTORY	NEED IMPROVEMENT
43.89	32.00	21.94	2.17



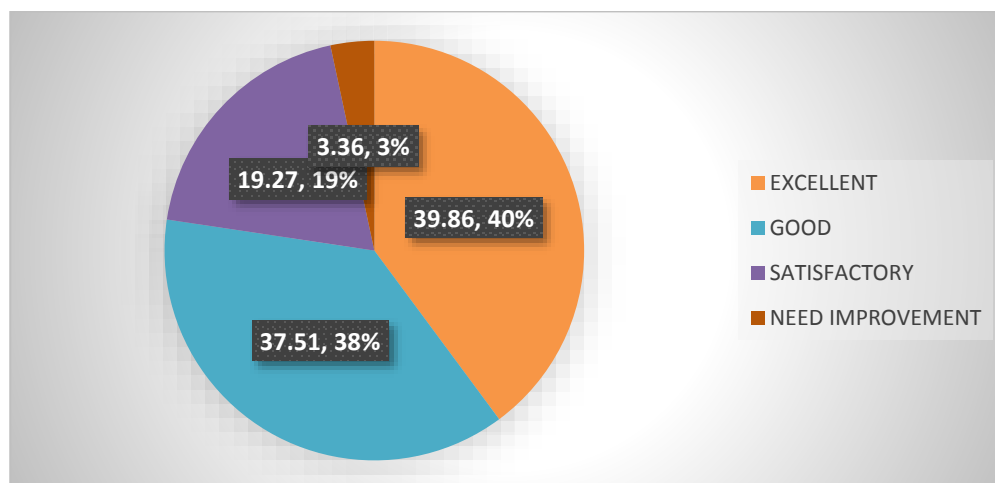
Q - 4: Learning outcomes in terms of concepts, knowledge, skills and analytical abilities

EXCELLENT	GOOD	SATISFACTORY	NEED IMPROVEMENT
50.60	31.29	14.75	3.36



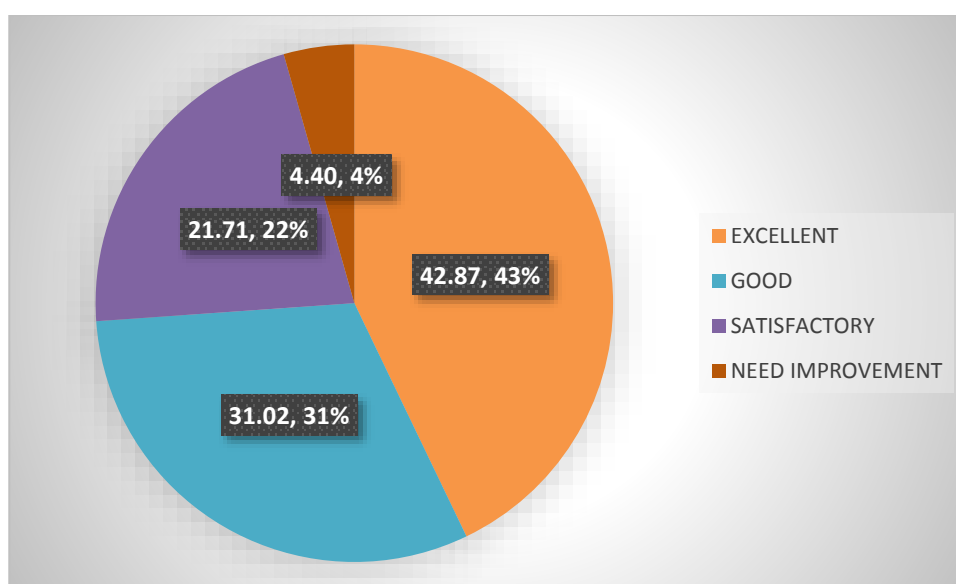
Q - 5: Depth of the Course Content:

EXCELLENT	GOOD	SATISFACTORY	NEED IMPROVEMENT
39.86	37.51	19.27	3.36



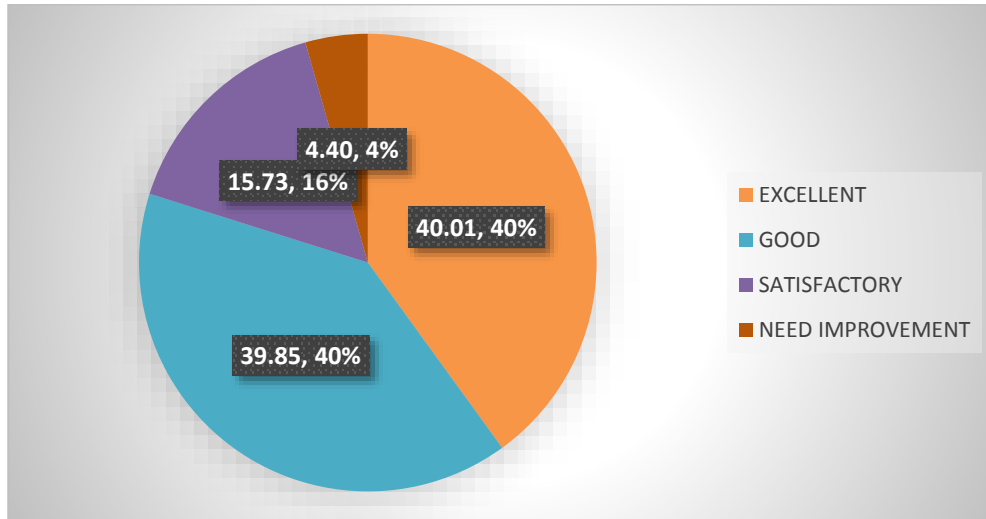
Q - 6: Course content prepares the student to pursue higher studies

EXCELLENT	GOOD	SATISFACTORY	NEED IMPROVEMENT
40.01	39.85	15.73	4.40



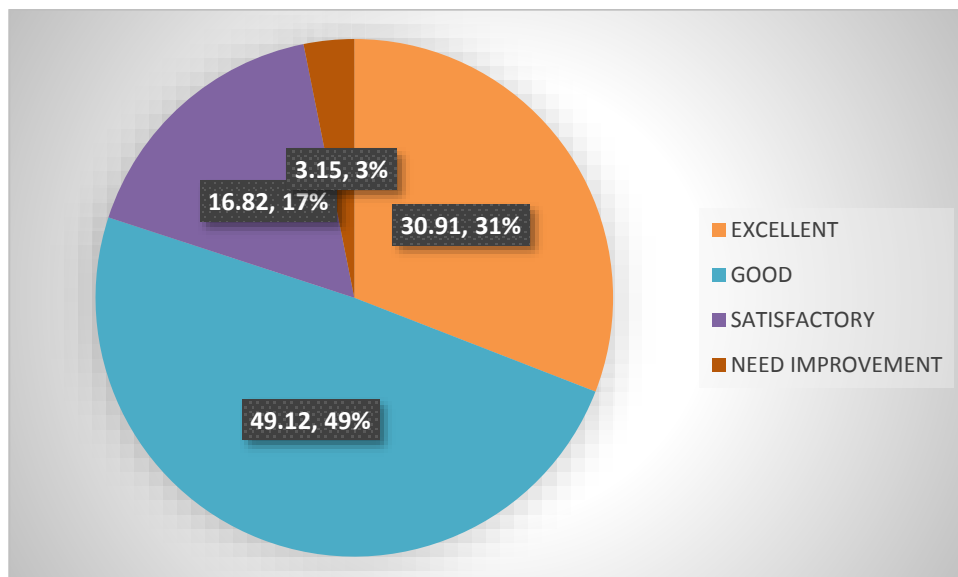
Q - 7: Course content prepares the student to face interviews:

EXCELLENT	GOOD	SATISFACTORY	NEED IMPROVEMENT
40.01	39.85	15.73	4.40



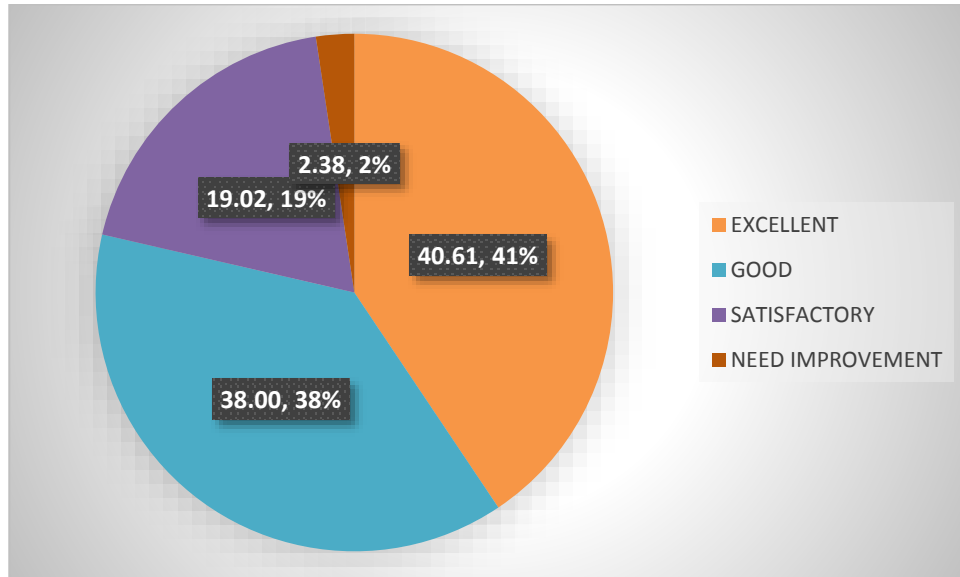
Q - 8: Course content prepares the student to qualify competitive / qualifying examination

EXCELLENT	GOOD	SATISFACTORY	NEED IMPROVEMENT
30.91	49.12	16.82	3.15



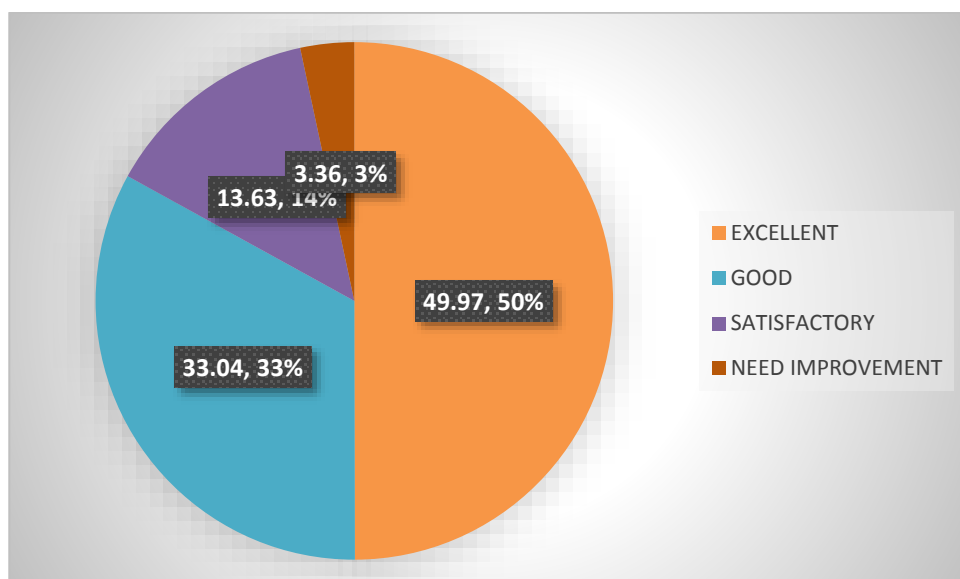
Q - 9: The library holdings for the course

EXCELLENT	GOOD	SATISFACTORY	NEED IMPROVEMENT
40.61	38.00	19.02	2.38



Q - 10: Overall rating

EXCELLENT	GOOD	SATISFACTORY	NEED IMPROVEMENT
49.97	33.04	13.63	3.36

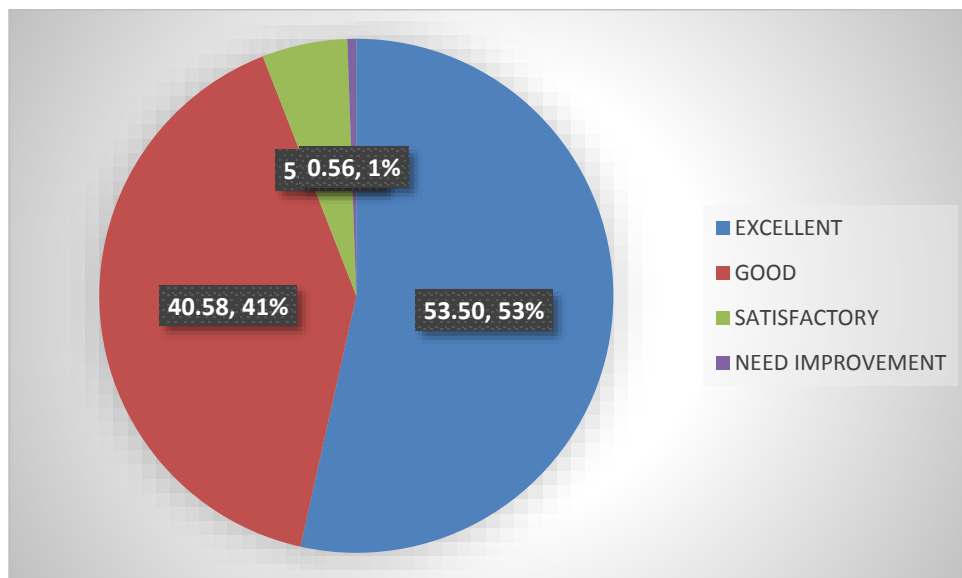


BUSINESS ADMINISTRATION

STUDENT RESPONSES (In Percentage)				
PARAMETERS	EXCELLENT	GOOD	SATISFACTORY	NEED IMPROVEMENT
Q - 1	53.50	40.58	5.37	0.56
Q - 2	41.75	50.86	6.98	0.41
Q - 3	46.15	45.10	8.29	0.46
Q - 4	44.41	47.34	8.25	0.00
Q - 5	48.04	43.37	8.43	0.17
Q - 6	43.99	47.05	7.83	1.13
Q - 7	44.76	41.23	12.16	1.85
Q - 8	44.05	45.30	9.30	1.36
Q - 9	47.24	41.42	10.19	1.16
Q - 10	44.82	47.21	7.16	0.81

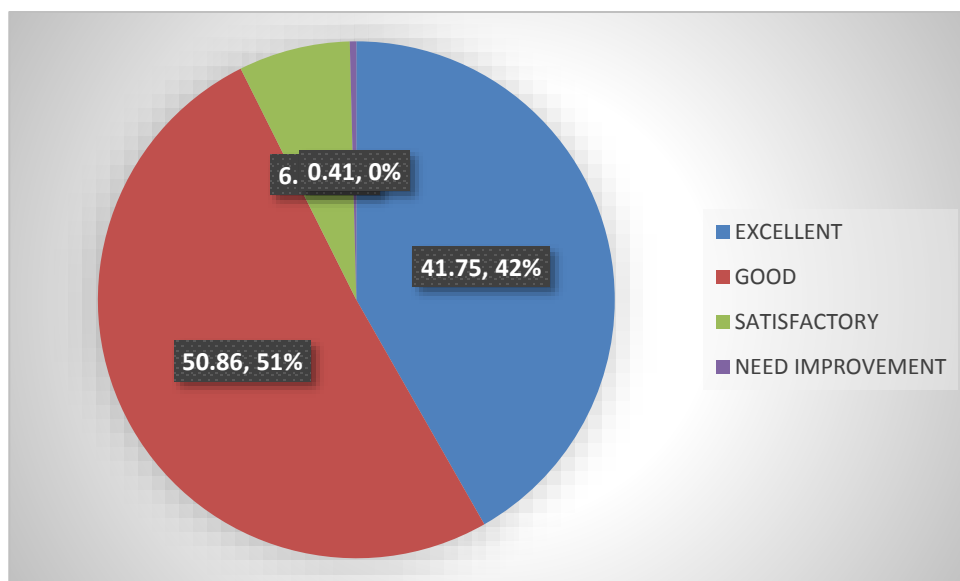
Q - 1: Relevance of syllabus for Core subjects

EXCELLENT	GOOD	SATISFACTORY	NEED IMPROVEMENT
53.50	40.58	5.37	0.56



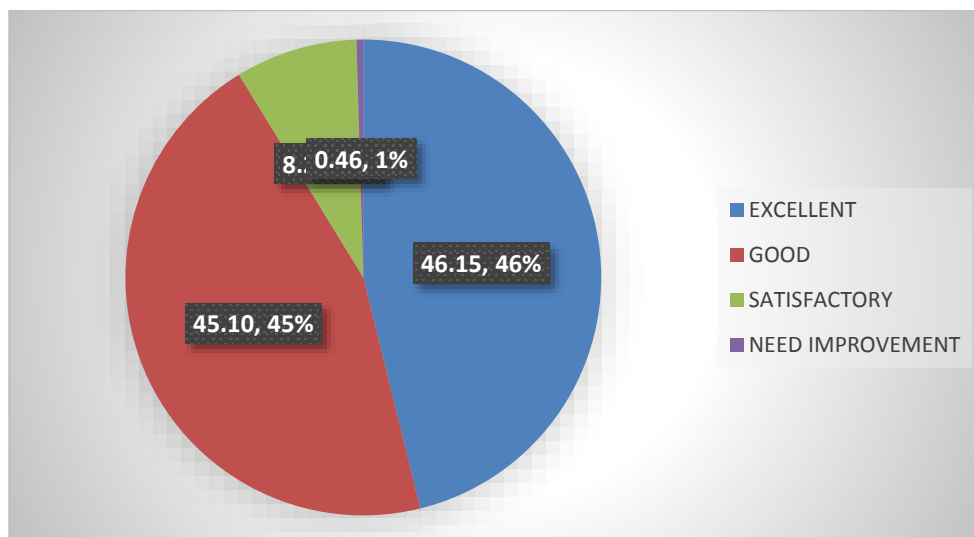
Q – 2: Relevance of syllabus for Elective subjects

EXCELLENT	GOOD	SATISFACTORY	NEED IMPROVEMENT
41.75	50.86	6.98	0.41



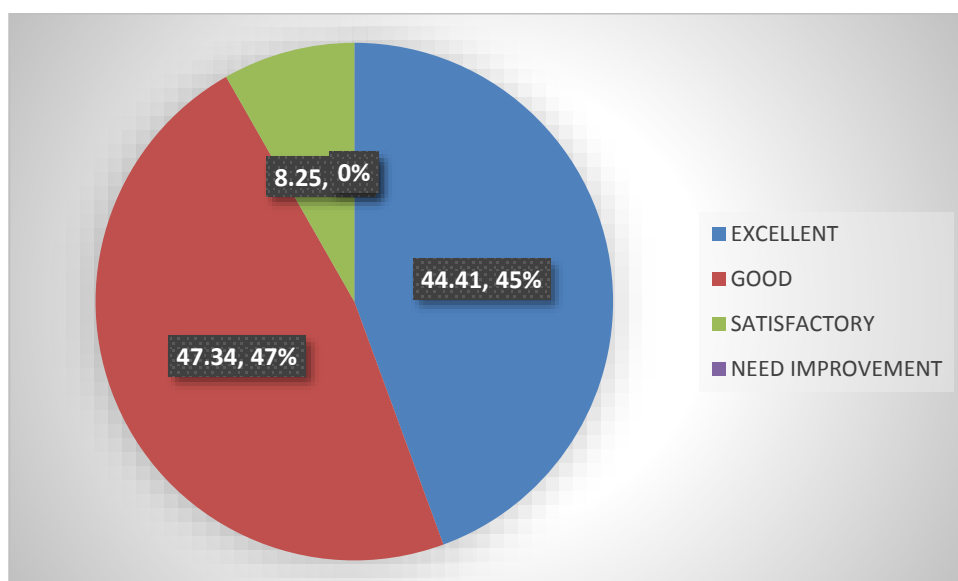
Q - 3: Relevance of syllabus for Project/Dissertation

EXCELLENT	GOOD	SATISFACTORY	NEED IMPROVEMENT
46.15	45.10	8.29	0.46



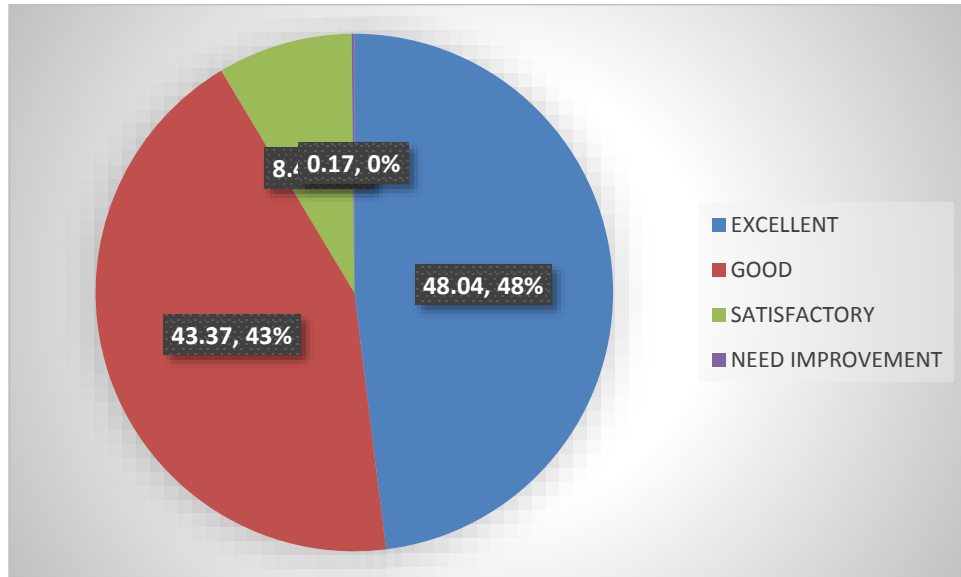
Q - 4: Learning outcomes in terms of concepts, knowledge, skills and analytical abilities

EXCELLENT	GOOD	SATISFACTORY	NEED IMPROVEMENT
44.41	47.34	8.25	0.00



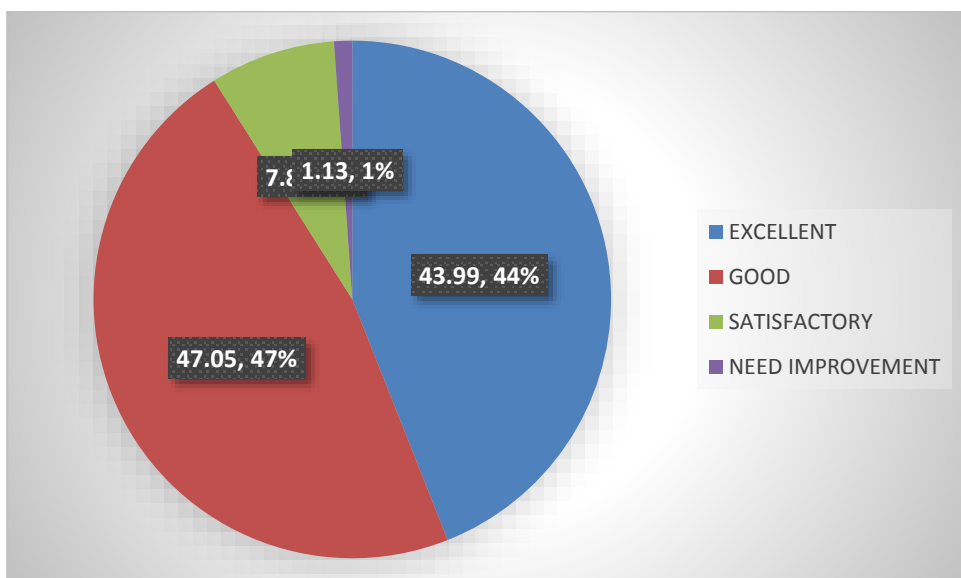
Q - 5: Depth of the Course Content

EXCELLENT	GOOD	SATISFACTORY	NEED IMPROVEMENT
48.04	43.37	8.43	0.17



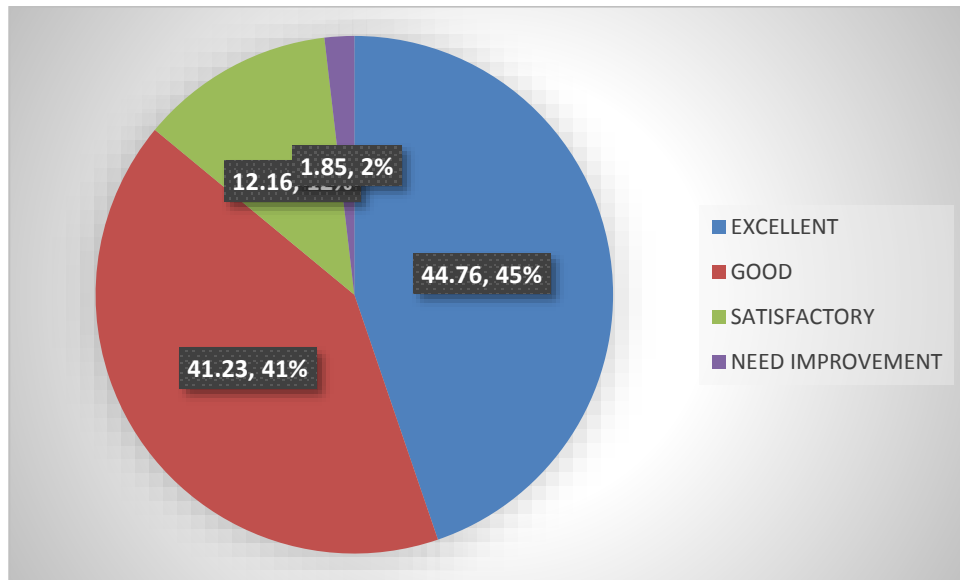
Q - 6: Course content prepares the student to pursue higher studies

EXCELLENT	GOOD	SATISFACTORY	NEED IMPROVEMENT
43.99	47.05	7.83	1.13



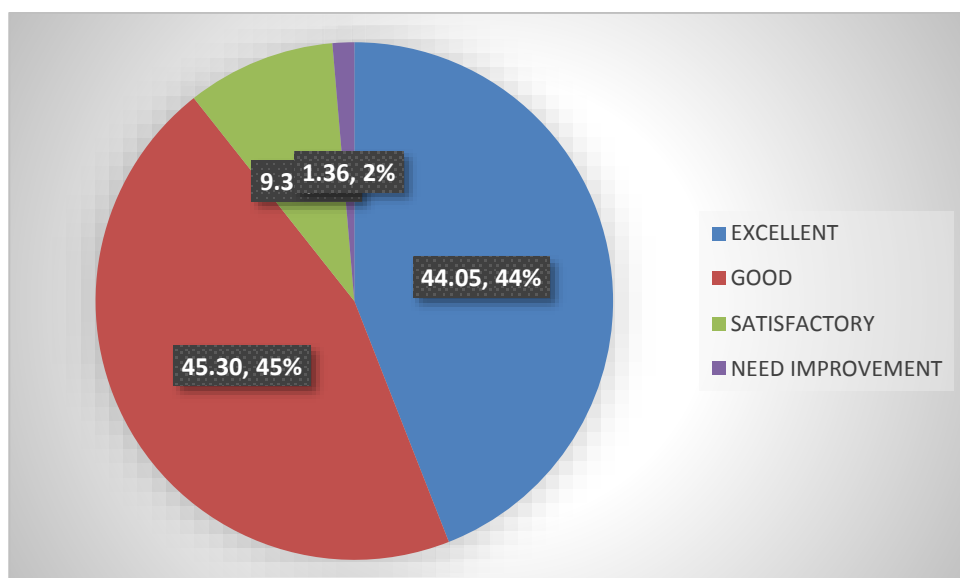
Q - 7: Course content prepares the student to face interviews

EXCELLENT	GOOD	SATISFACTORY	NEED IMPROVEMENT
44.76	41.23	12.16	1.85



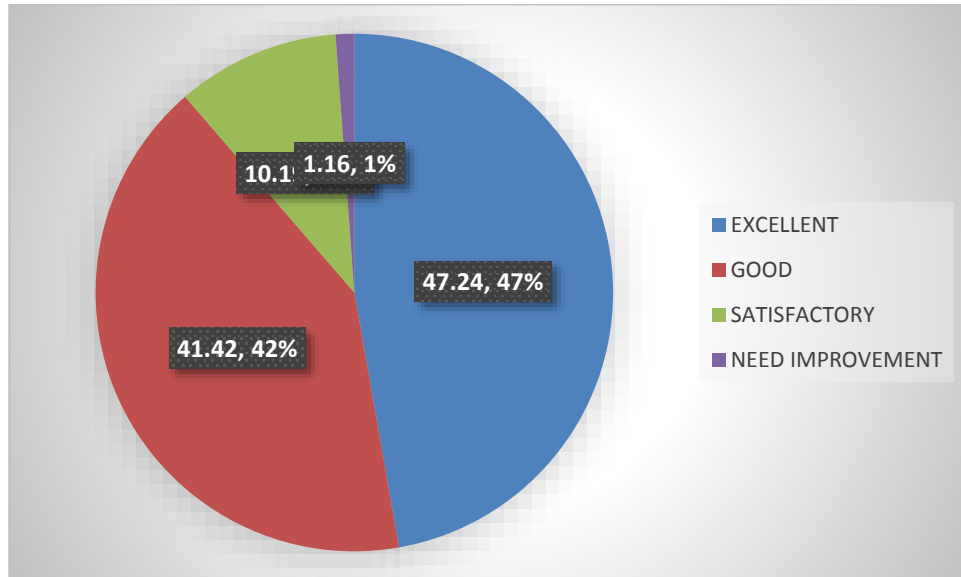
Q - 8: Course content prepares the student to qualify competitive / qualifying examination

EXCELLENT	GOOD	SATISFACTORY	NEED IMPROVEMENT
44.05	45.30	9.30	1.36



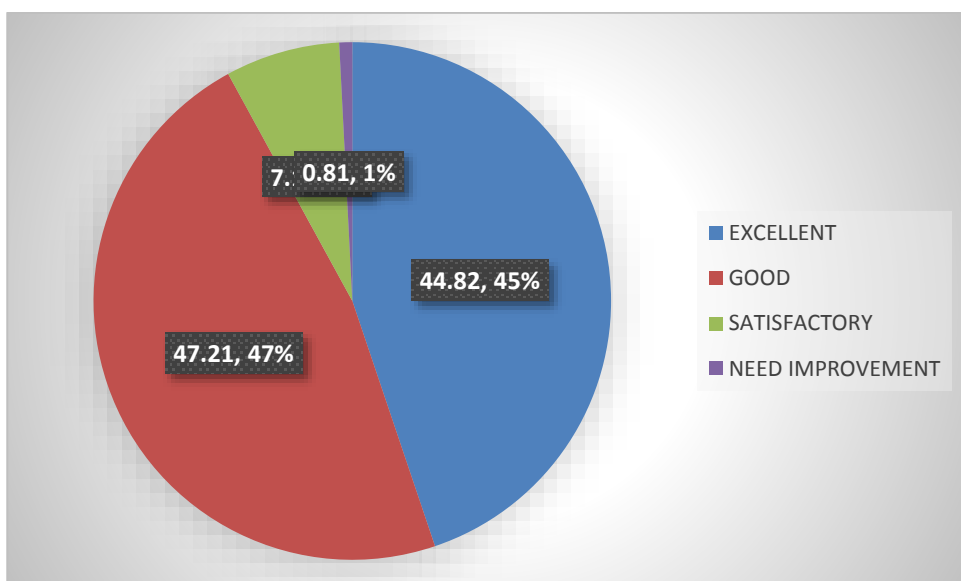
Q - 9: The library holdings for the course

EXCELLENT	GOOD	SATISFACTORY	NEED IMPROVEMENT
47.24	41.42	10.19	1.16



Q - 10: Overall rating

EXCELLENT	GOOD	SATISFACTORY	NEED IMPROVEMENT
44.82	47.21	7.16	0.81

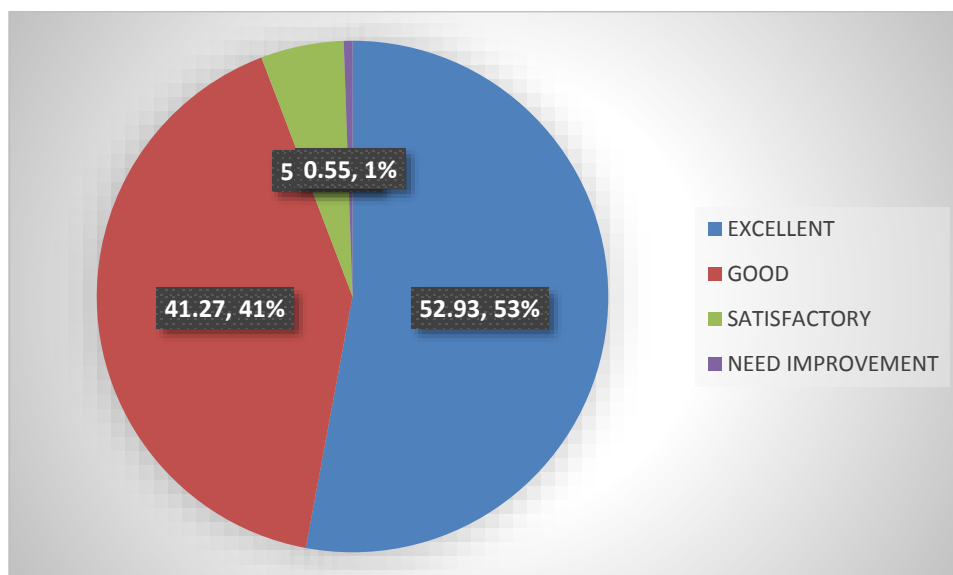


COMPUTER APPLICATIONS

STUDENT RESPONSES (In Percentage)				
PARAMETERS	EXCELLENT	GOOD	SATISFACTORY	NEED IMPROVEMENT
Q - 1	52.93	41.27	5.25	0.55
Q - 2	44.89	46.85	7.71	0.55
Q - 3	46.22	41.71	10.73	1.33
Q - 4	45.69	43.61	9.70	1.00
Q - 5	47.44	43.30	8.59	0.67
Q - 6	44.34	45.75	9.01	0.90
Q - 7	45.58	41.46	11.63	1.34
Q - 8	42.60	45.82	9.12	2.46
Q - 9	46.77	41.27	10.85	1.11
Q - 10	47.56	43.07	8.71	0.67

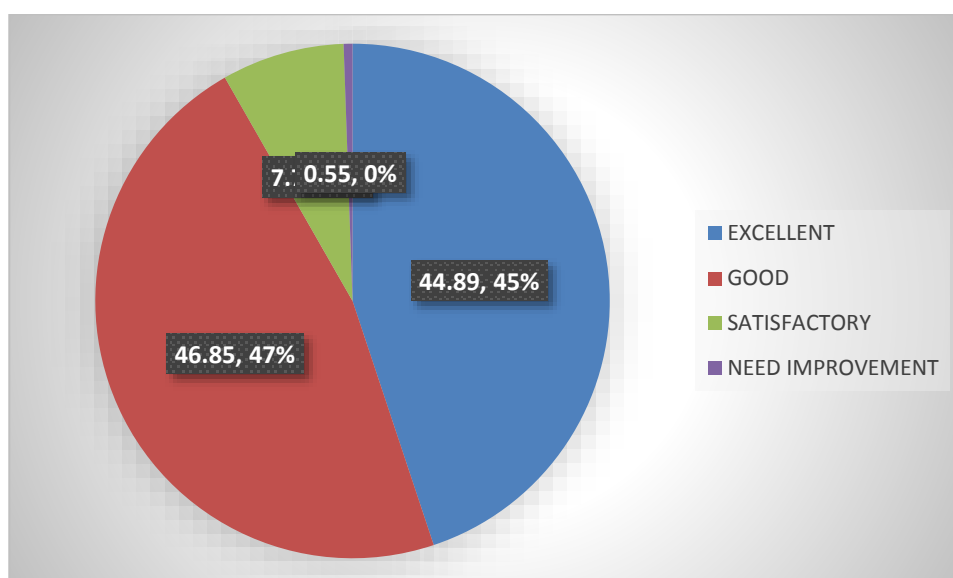
Q - 1: Relevance of syllabus for Core subjects

EXCELLENT	GOOD	SATISFACTORY	NEED IMPROVEMENT
52.93	41.27	5.25	0.55



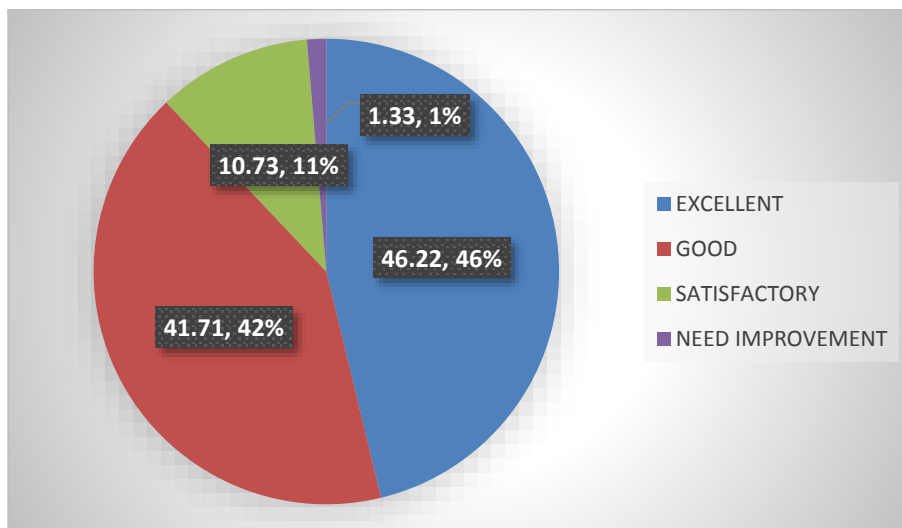
Q - 2: Relevance of syllabus for Elective subjects

EXCELLENT	GOOD	SATISFACTORY	NEED IMPROVEMENT
44.89	46.85	7.71	0.55



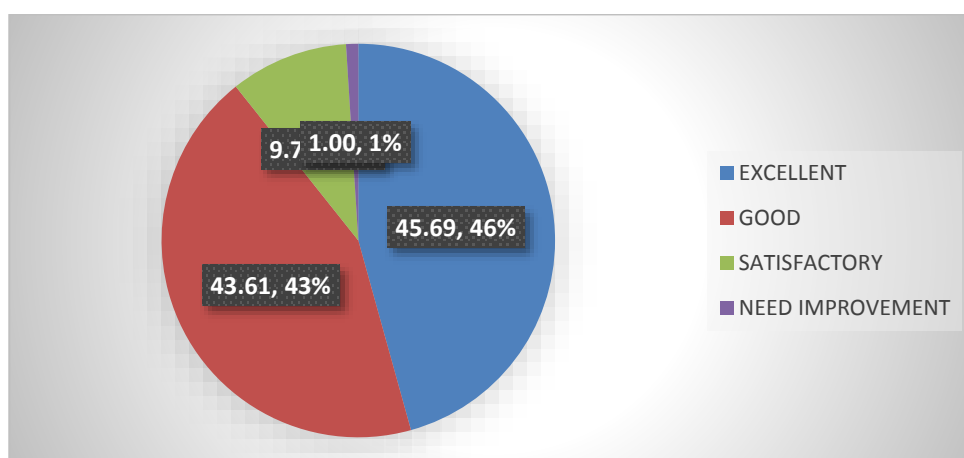
Q - 3: Relevance of syllabus for Project/Dissertation

EXCELLENT	GOOD	SATISFACTORY	NEED IMPROVEMENT
46.22	41.71	10.73	1.33



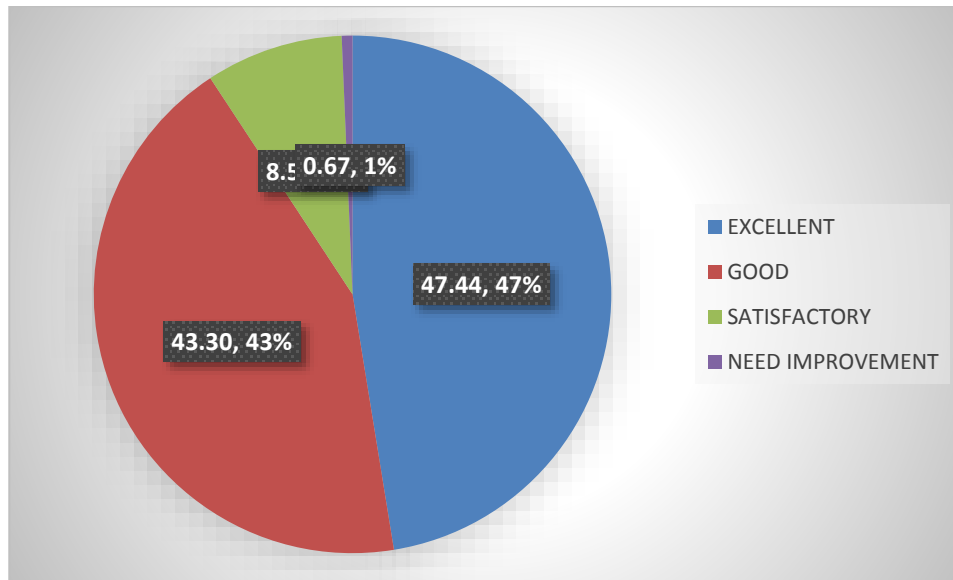
Q - 4: Learning outcomes in terms of concepts, knowledge, skills and analytical abilities

EXCELLENT	GOOD	SATISFACTORY	NEED IMPROVEMENT
45.69	43.61	9.70	1.00



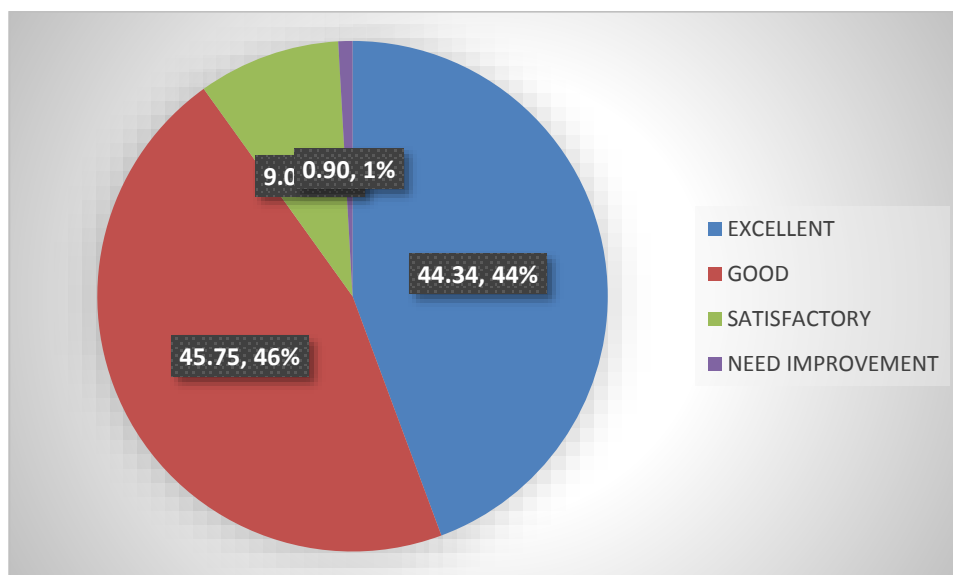
Q - 5: Depth of the Course Content

EXCELLENT	GOOD	SATISFACTORY	NEED IMPROVEMENT
47.44	43.30	8.59	0.67



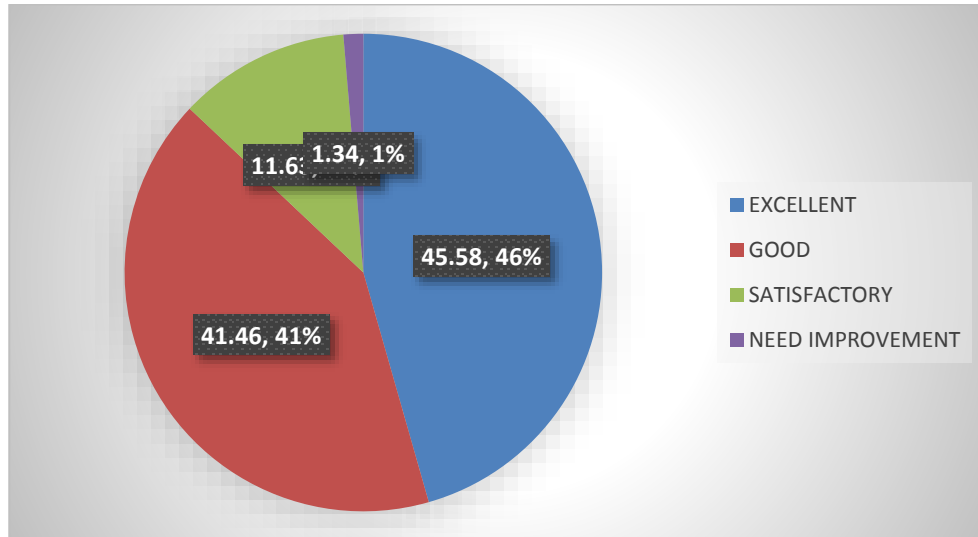
Q - 6: Course content prepares the student to pursue higher studies

EXCELLENT	GOOD	SATISFACTORY	NEED IMPROVEMENT
44.34	45.75	9.01	0.90



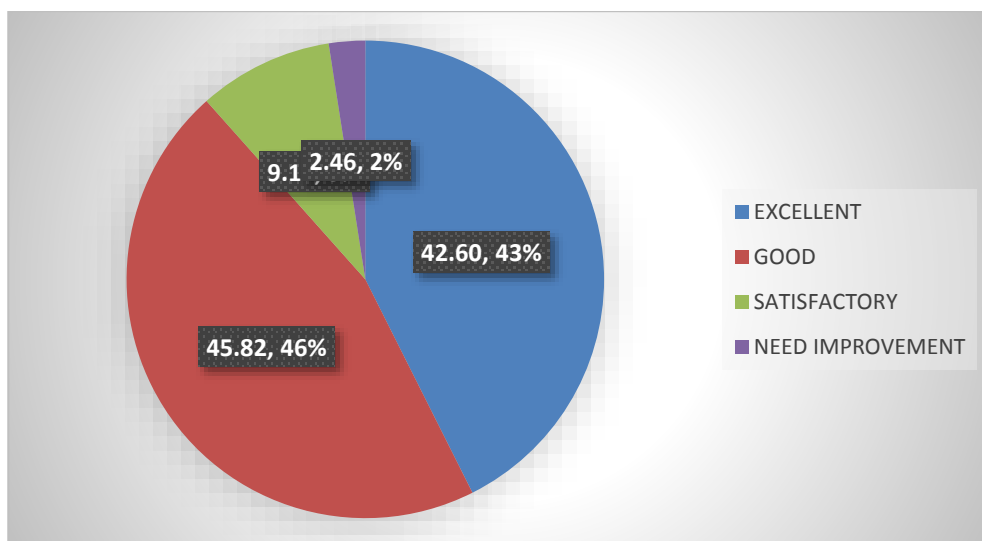
Q - 7: Course content prepares the student to face interviews

EXCELLENT	GOOD	SATISFACTORY	NEED IMPROVEMENT
45.58	41.46	11.63	1.34



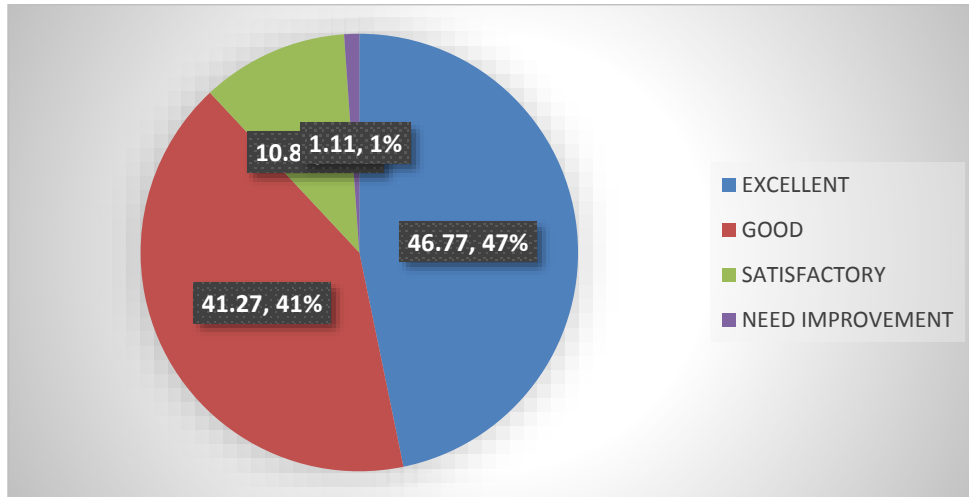
Q - 8: Course content prepares the student to qualify competitive / qualifying examination

EXCELLENT	GOOD	SATISFACTORY	NEED IMPROVEMENT
42.60	45.82	9.12	2.46



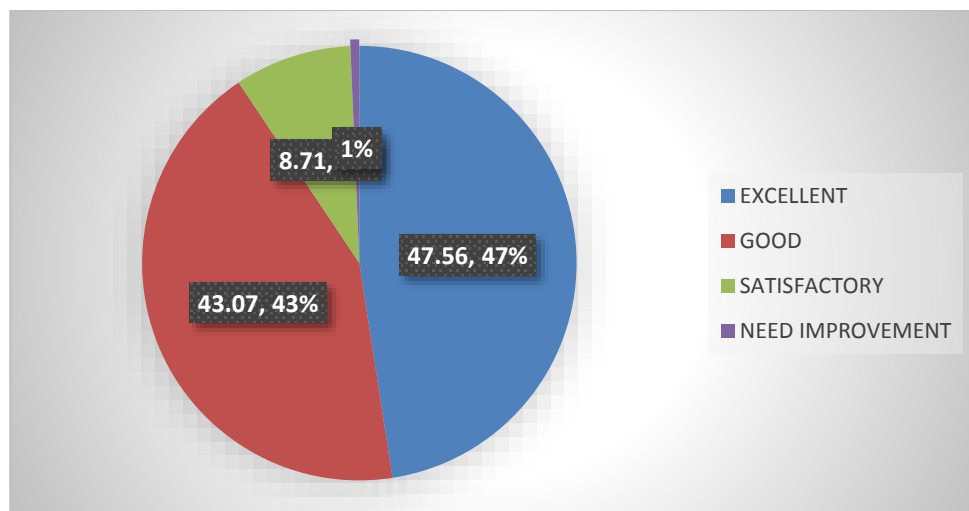
Q - 9: The library holdings for the course

EXCELLENT	GOOD	SATISFACTORY	NEED IMPROVEMENT
46.77	41.27	10.85	1.11



Q – 10: Overall rating

EXCELLENT	GOOD	SATISFACTORY	NEED IMPROVEMENT
47.56	43.07	8.71	0.67

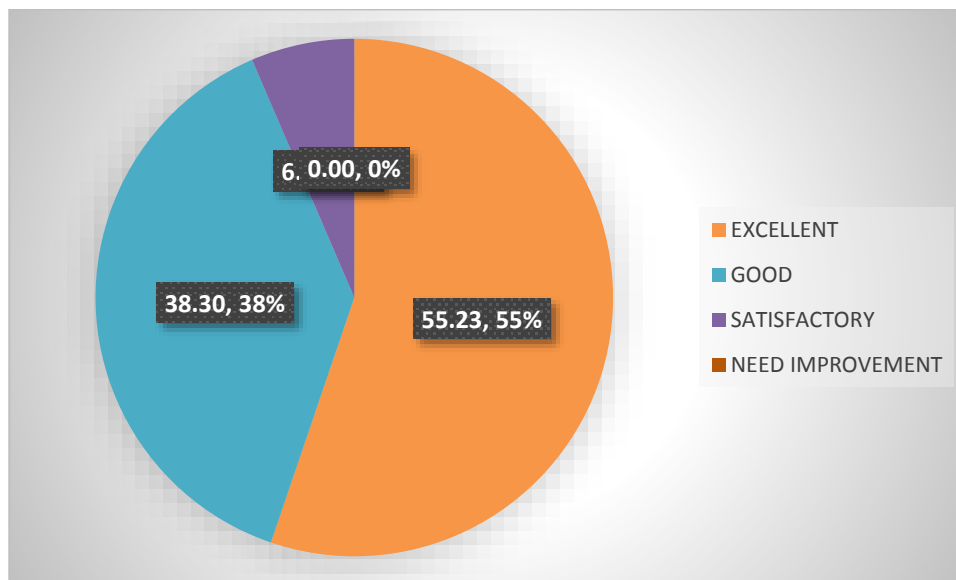


B.COM. ACCOUNTING AND FINANCE

STUDENT RESPONSES (In Percentage)				
PARAMETERS	EXCELLENT	GOOD	SATISFACTORY	NEED IMPROVEMENT
Q - 1	55.23	38.30	6.47	0.00
Q - 2	47.30	45.11	7.33	0.27
Q - 3	46.66	41.55	11.11	0.68
Q - 4	50.33	38.96	9.92	0.79
Q - 5	48.73	41.05	9.30	0.93
Q - 6	48.28	41.29	9.93	0.50
Q - 7	46.85	40.13	11.88	1.14
Q - 8	45.71	42.18	11.33	0.78
Q - 9	47.04	41.89	9.17	1.90
Q - 10	51.55	39.67	8.00	0.77

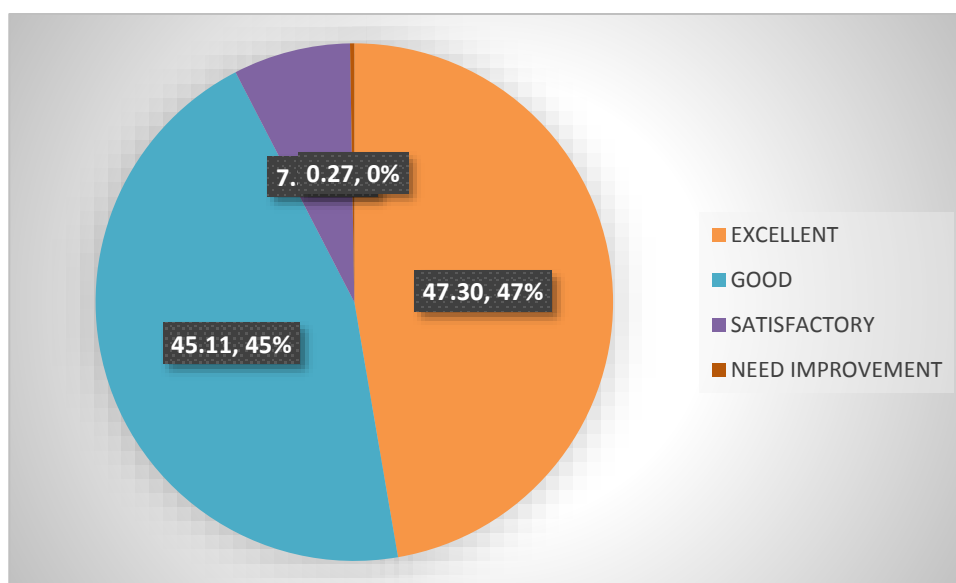
Q - 1: Relevance of syllabus for Core subjects

EXCELLENT	GOOD	SATISFACTORY	NEED IMPROVEMENT
55.23	38.30	6.47	0.00



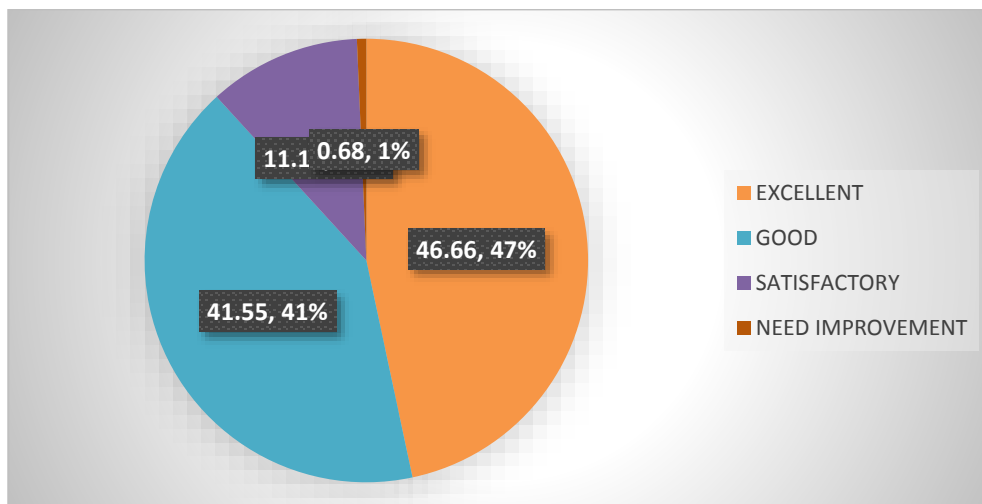
Q - 2: Relevance of syllabus for Elective subjects

EXCELLENT	GOOD	SATISFACTORY	NEED IMPROVEMENT
47.30	45.11	7.33	0.27



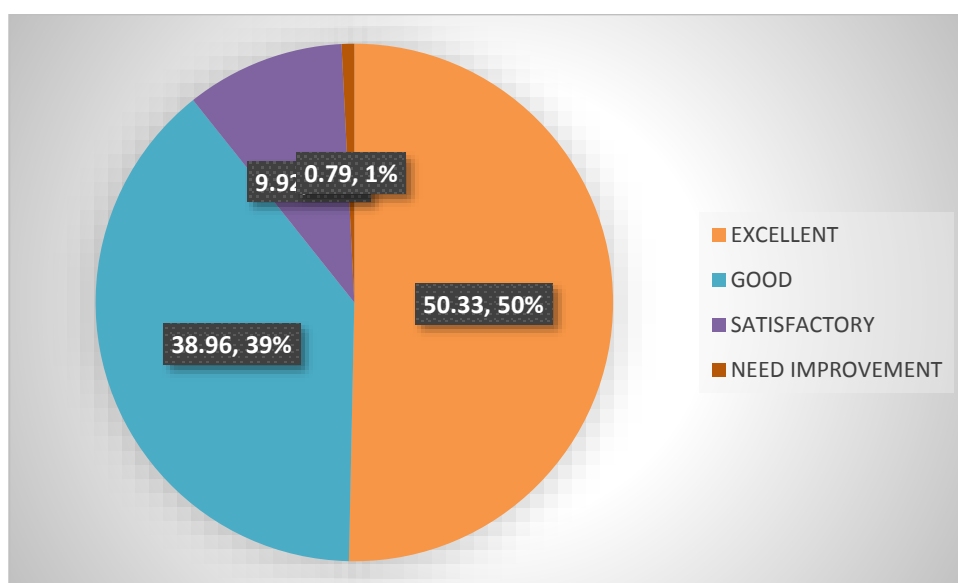
Q - 3: Relevance of syllabus for Project/Dissertation

EXCELLENT	GOOD	SATISFACTORY	NEED IMPROVEMENT
46.66	41.55	11.11	0.68



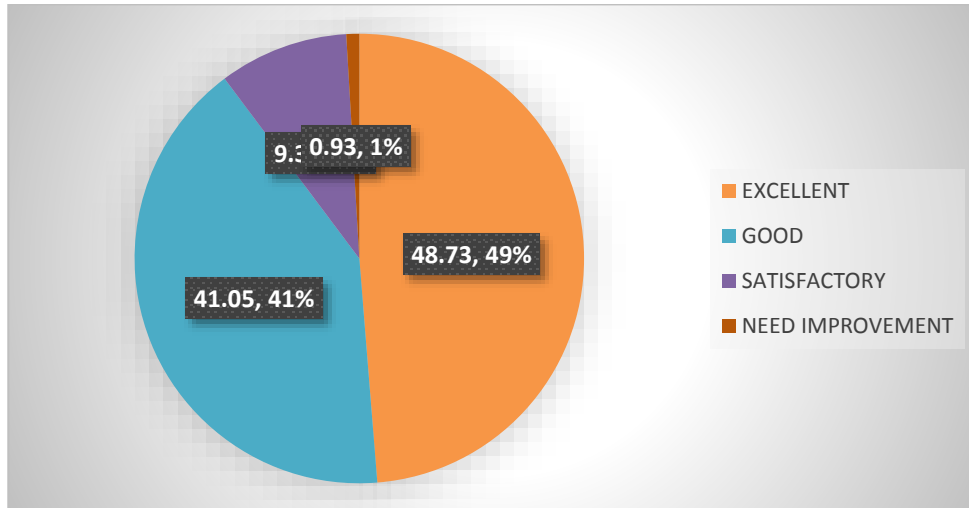
Q - 4: Learning outcomes in terms of concepts, knowledge, skills and analytical abilities

EXCELLENT	GOOD	SATISFACTORY	NEED IMPROVEMENT
50.33	38.96	9.92	0.79



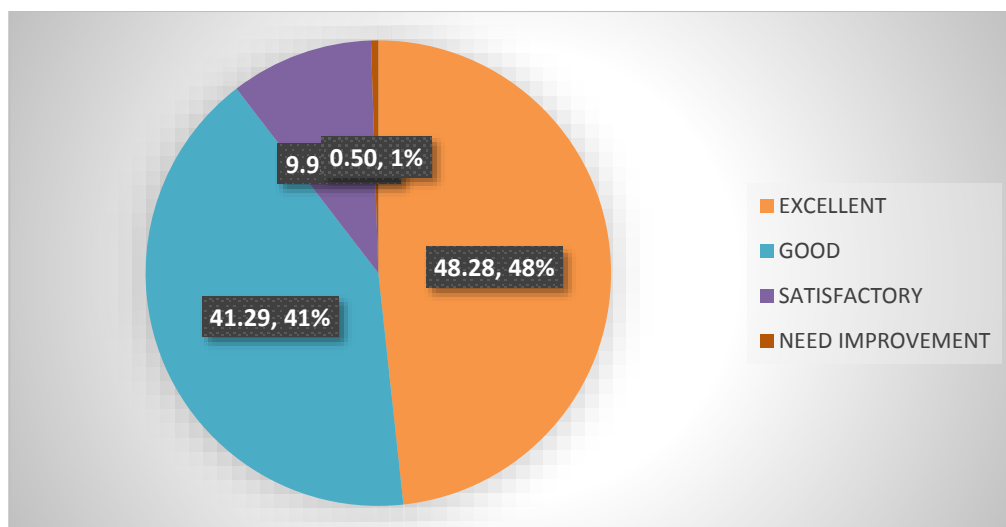
Q - 5: Depth of the Course Content

EXCELLENT	GOOD	SATISFACTORY	NEED IMPROVEMENT
48.73	41.05	9.30	0.93



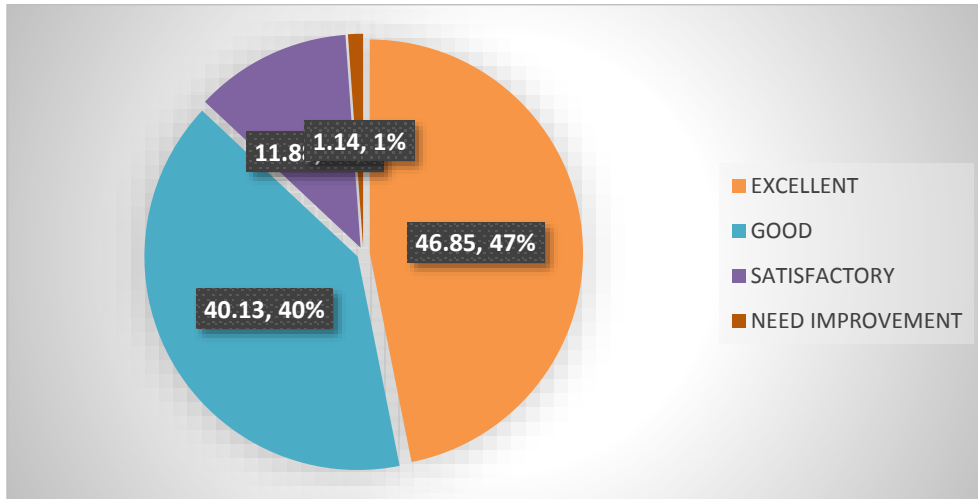
Q - 6: Course content prepares the student to pursue higher studies

EXCELLENT	GOOD	SATISFACTORY	NEED IMPROVEMENT
48.28	41.29	9.93	0.50



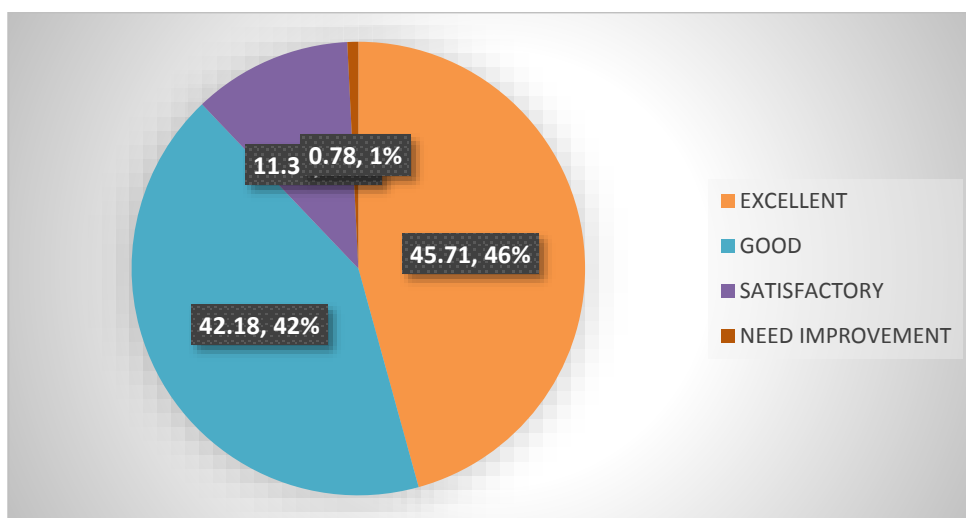
Q - 7: Course content prepares the student to face interviews

EXCELLENT	GOOD	SATISFACTORY	NEED IMPROVEMENT
46.85	40.13	11.88	1.14



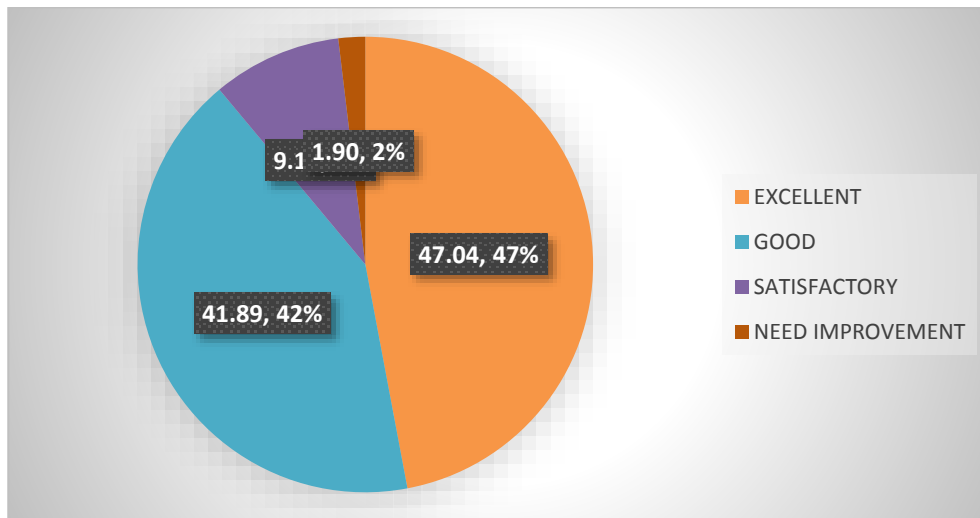
Q - 8: Course content prepares the student to qualify competitive / qualifying examination

EXCELLENT	GOOD	SATISFACTORY	NEED IMPROVEMENT
45.71	42.18	11.33	0.78



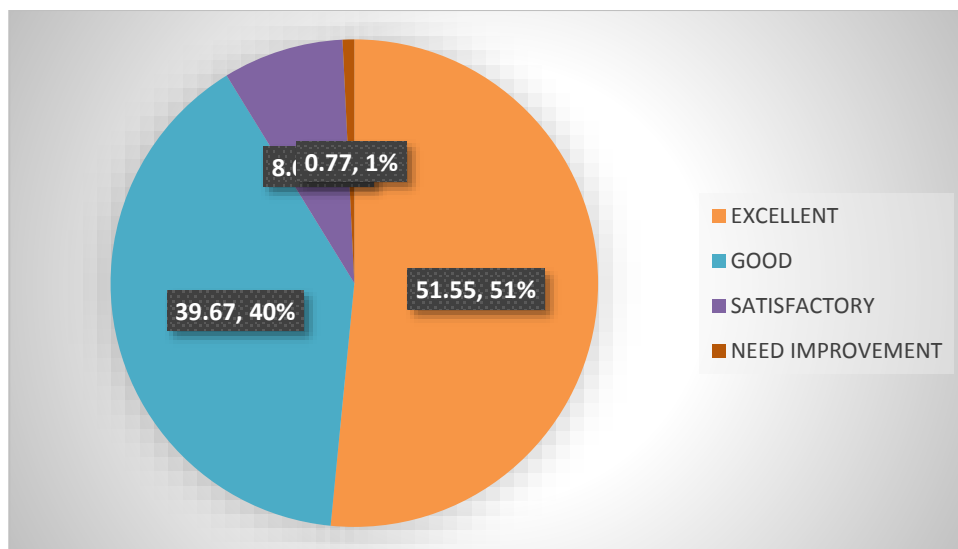
Q - 9: The library holdings for the course

EXCELLENT	GOOD	SATISFACTORY	NEED IMPROVEMENT
47.04	41.89	9.17	1.90



Q - 10: Overall rating

EXCELLENT	GOOD	SATISFACTORY	NEED IMPROVEMENT
51.55	39.67	8.00	0.77

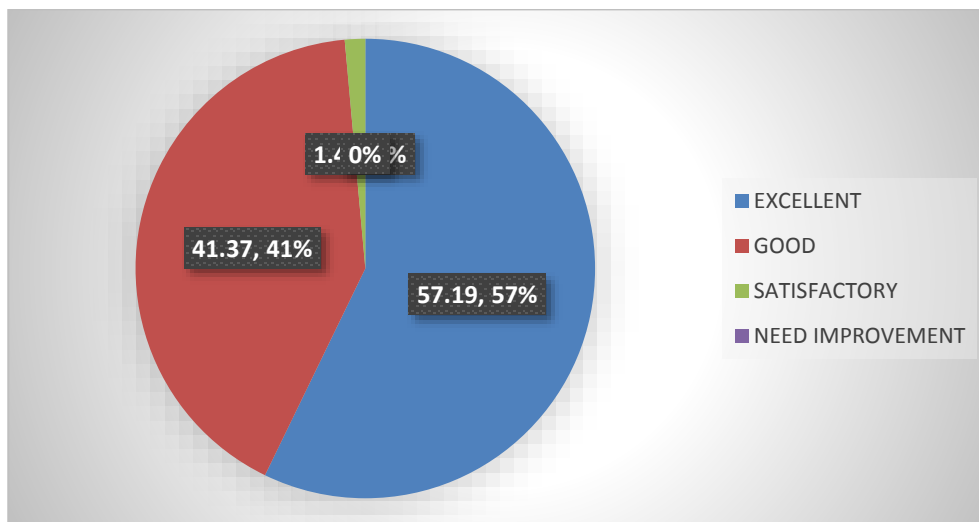


BSC. BIOTECHNOLOGY

STUDENT RESPONSES (In Percentage)				
PARAMETERS	EXCELLENT	GOOD	SATISFACTORY	NEED IMPROVEMENT
Q - 1	57.19	41.37	1.44	0.00
Q - 2	36.20	55.49	6.87	1.44
Q - 3	46.50	43.65	7.19	2.66
Q - 4	45.93	44.89	9.18	0.00
Q - 5	49.57	44.83	5.60	0.00
Q - 6	50.88	40.90	8.22	0.00
Q - 7	36.75	49.41	10.93	2.92
Q - 8	37.24	53.02	8.41	1.33
Q - 9	42.35	46.09	11.56	0.00
Q - 10	45.16	48.45	5.60	0.79

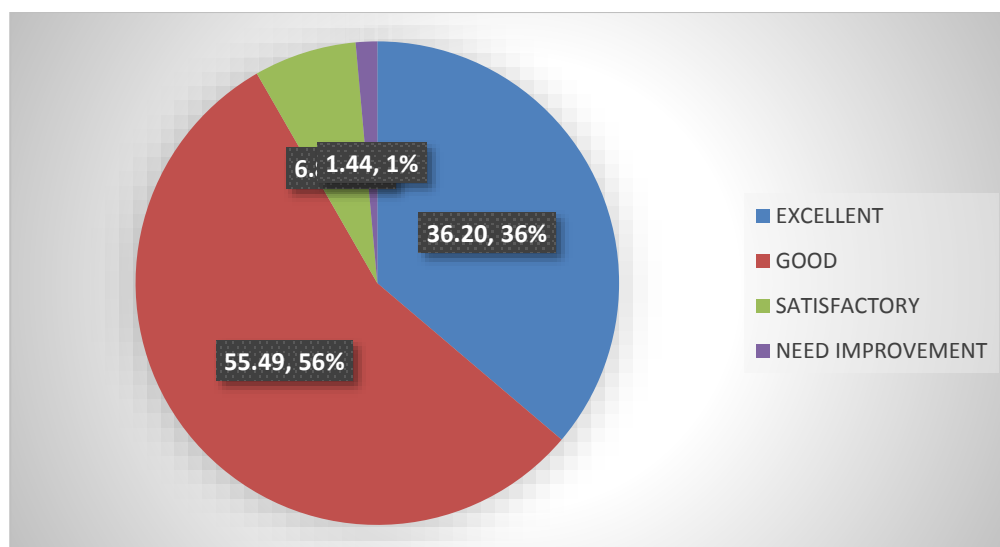
Q - 1: Relevance of syllabus for Core subjects

EXCELLENT	GOOD	SATISFACTORY	NEED IMPROVEMENT
57.19	41.37	1.44	0.00



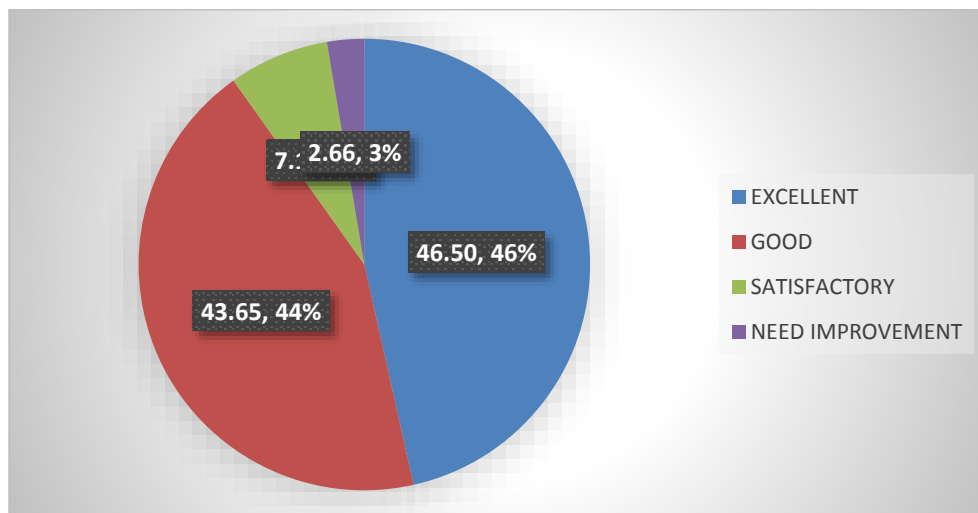
Q - 2: Relevance of syllabus for Elective subjects

EXCELLENT	GOOD	SATISFACTORY	NEED IMPROVEMENT
36.20	55.49	6.87	1.44



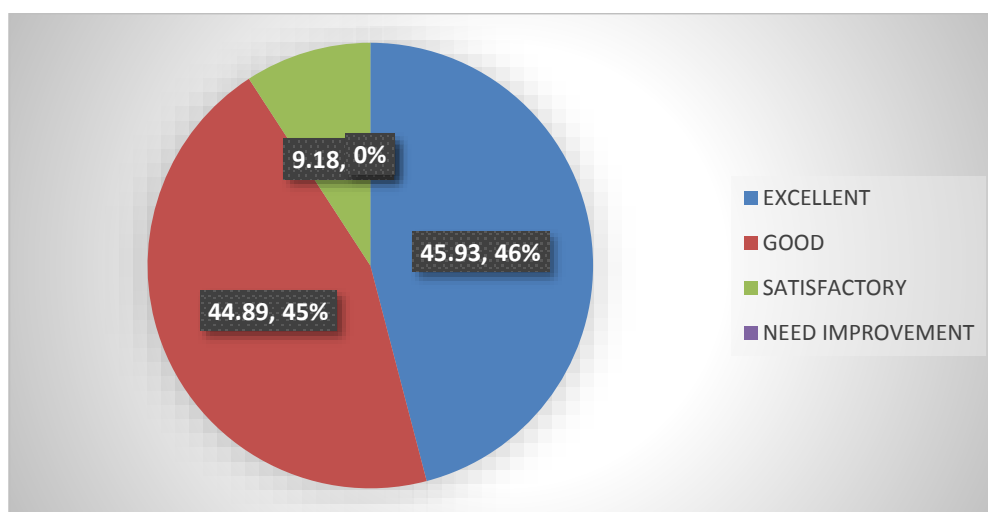
Q – 3: Relevance of syllabus for Project/Dissertation

EXCELLENT	GOOD	SATISFACTORY	NEED IMPROVEMENT
46.50	43.65	7.19	2.66



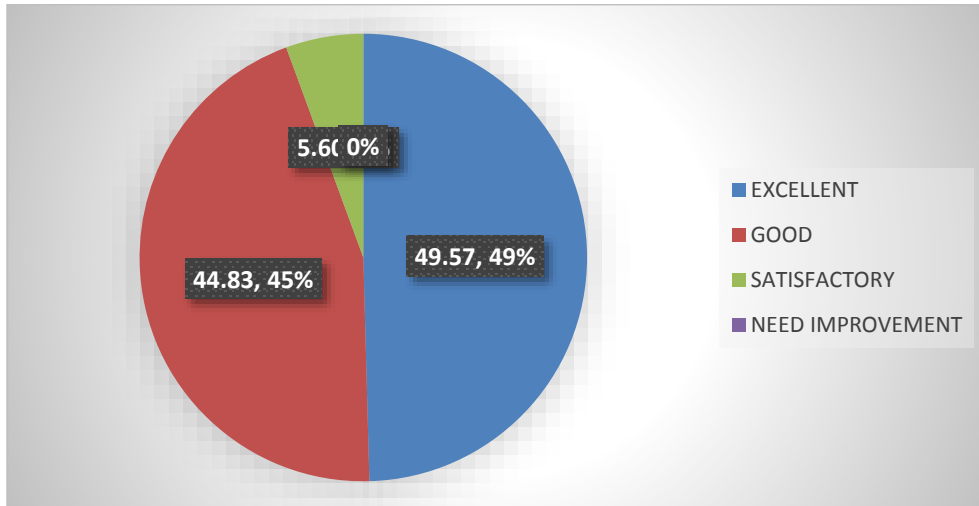
Q - 4: Learning outcomes in terms of concepts, knowledge, skills and analytical abilities

EXCELLENT	GOOD	SATISFACTORY	NEED IMPROVEMENT
45.93	44.89	9.18	0.00



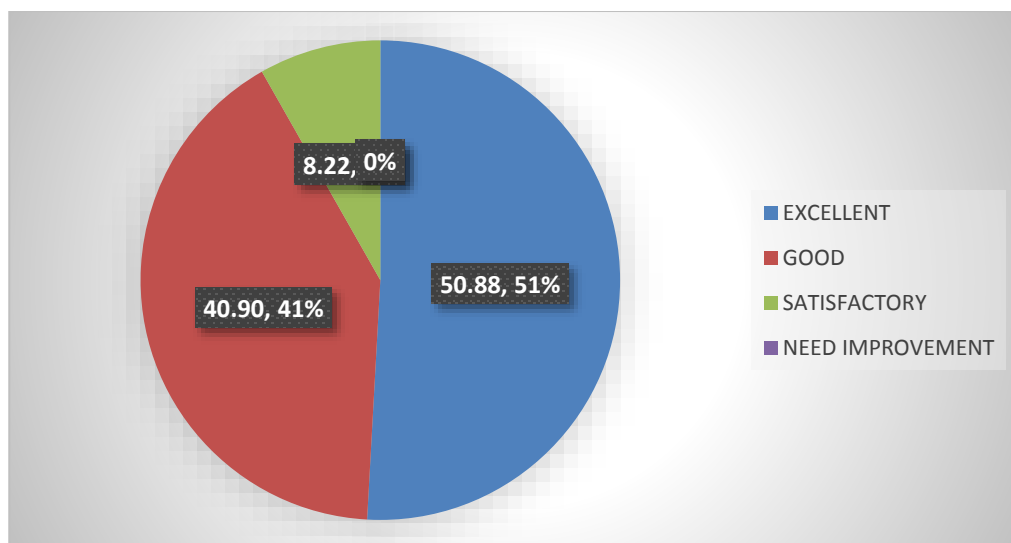
Q - 5: Depth of the Course Content

EXCELLENT	GOOD	SATISFACTORY	NEED IMPROVEMENT
49.57	44.83	5.60	0.00



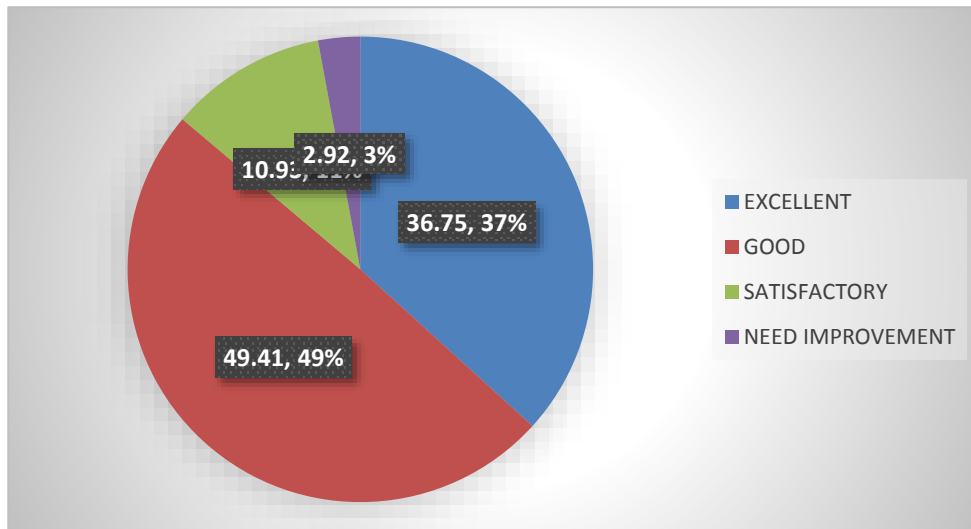
Q - 6: Course content prepares the student to pursue higher studies

EXCELLENT	GOOD	SATISFACTORY	NEED IMPROVEMENT
50.88	40.90	8.22	0.00



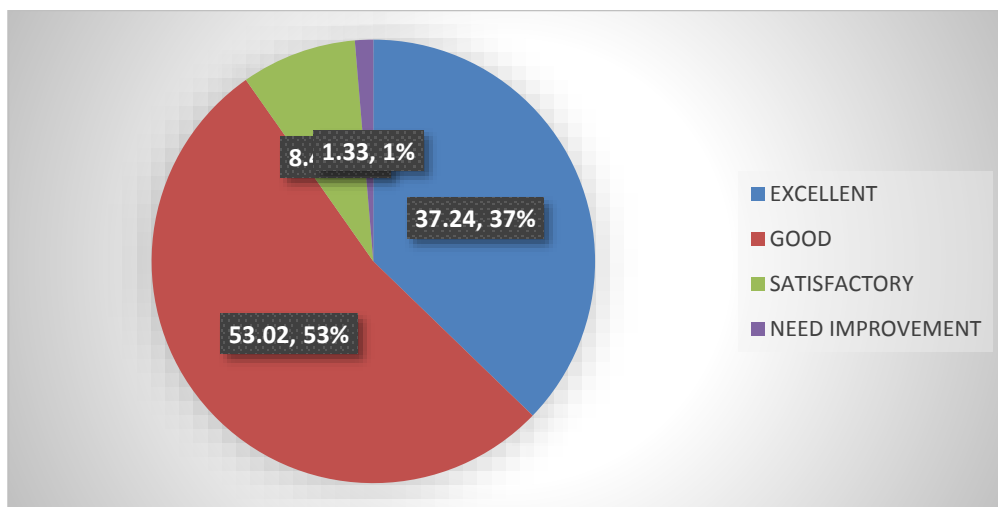
Q - 7: Course content prepares the student to face interviews

EXCELLENT	GOOD	SATISFACTORY	NEED IMPROVEMENT
36.75	49.41	10.93	2.92



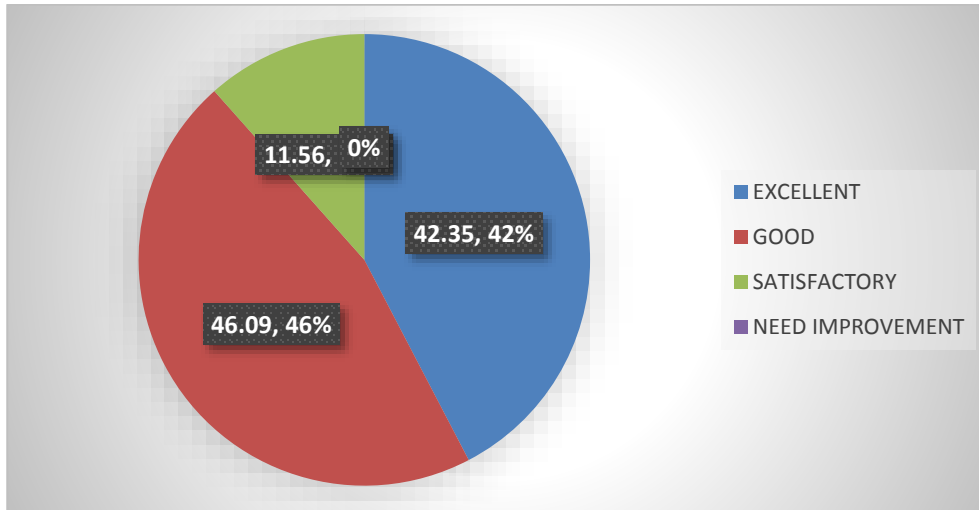
Q - 8: Course content prepares the student to qualify competitive / qualifying examination

EXCELLENT	GOOD	SATISFACTORY	NEED IMPROVEMENT
37.24	53.02	8.41	1.33



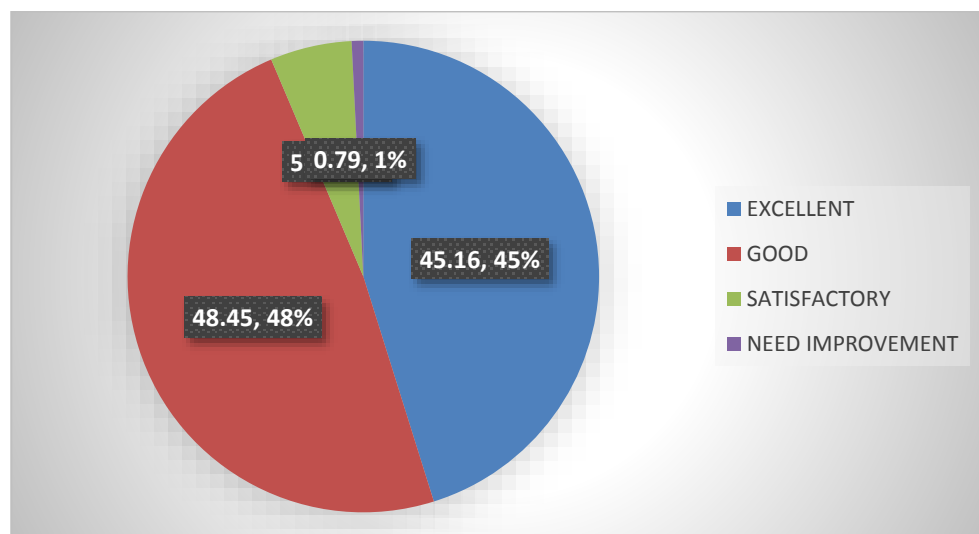
Q - 9: The library holdings for the course

EXCELLENT	GOOD	SATISFACTORY	NEED IMPROVEMENT
42.35	46.09	11.56	0.00



Q - 10: Overall rating

EXCELLENT	GOOD	SATISFACTORY	NEED IMPROVEMENT
45.16	48.45	5.60	0.79

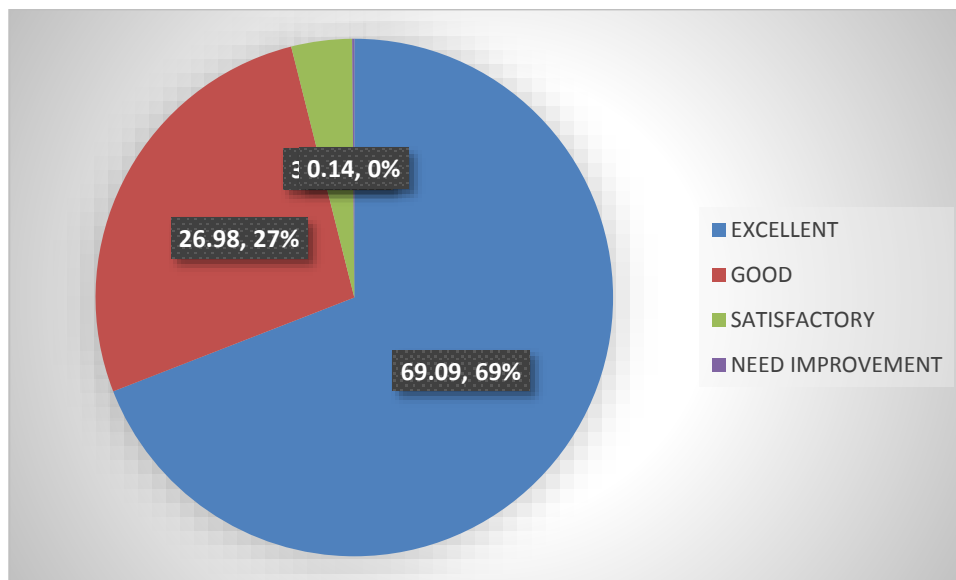


BSC. COMPUTER SCIENCE

STUDENT RESPONSES (In Percentage)				
PARAMETERS	EXCELLENT	GOOD	SATISFACTORY	NEED IMPROVEMENT
Q - 1	69.09	26.98	3.79	0.14
Q - 2	58.81	35.30	5.52	0.38
Q - 3	60.87	32.12	6.14	0.88
Q - 4	63.77	29.18	6.09	0.97
Q - 5	63.64	29.94	6.17	0.26
Q - 6	60.84	31.33	6.97	0.86
Q - 7	62.08	29.05	7.93	0.95
Q - 8	58.48	32.92	7.53	1.07
Q - 9	61.23	32.38	5.54	0.85
Q - 10	64.22	30.97	4.33	0.48

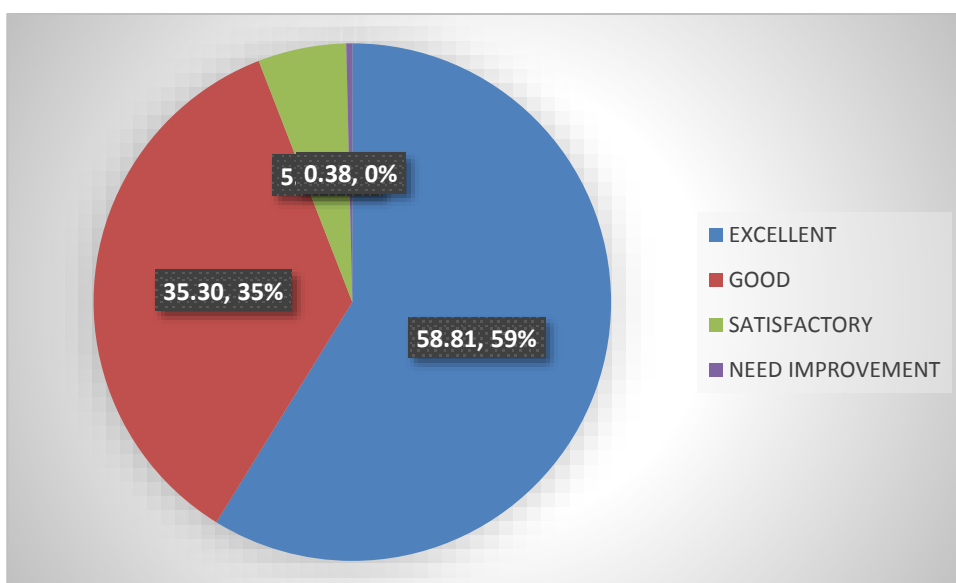
Q - 1: Relevance of syllabus for Core subjects

EXCELLENT	GOOD	SATISFACTORY	NEED IMPROVEMENT
69.09	26.98	3.79	0.14



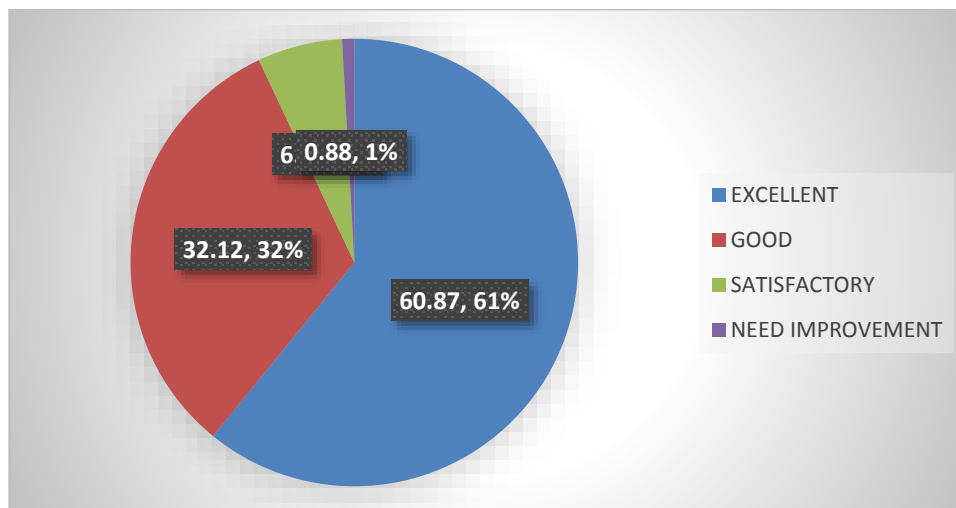
Q - 2: Relevance of syllabus for Elective subjects

EXCELLENT	GOOD	SATISFACTORY	NEED IMPROVEMENT
58.81	35.30	5.52	0.38



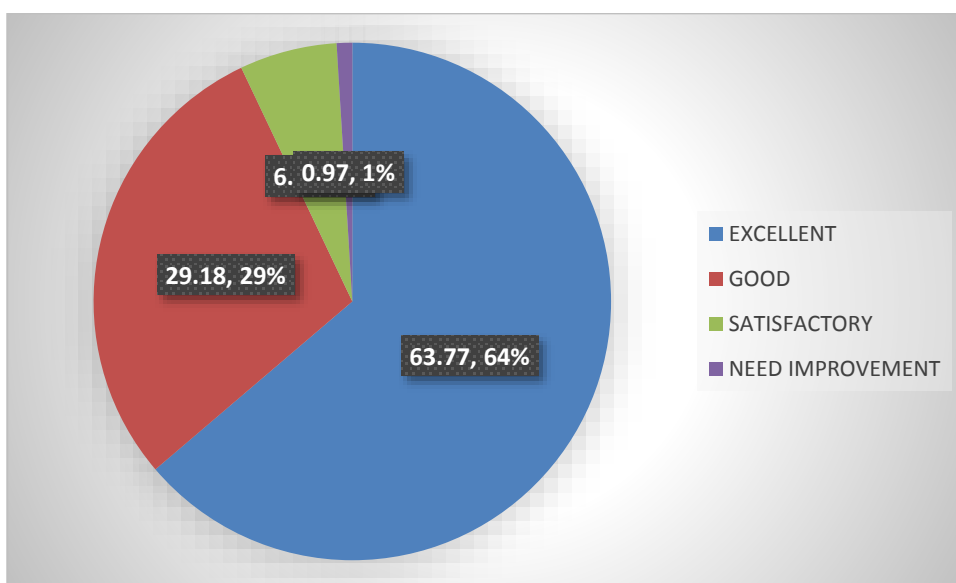
Q - 3: Relevance of syllabus for Project/Dissertation

EXCELLENT	GOOD	SATISFACTORY	NEED IMPROVEMENT
60.87	32.12	6.14	0.88



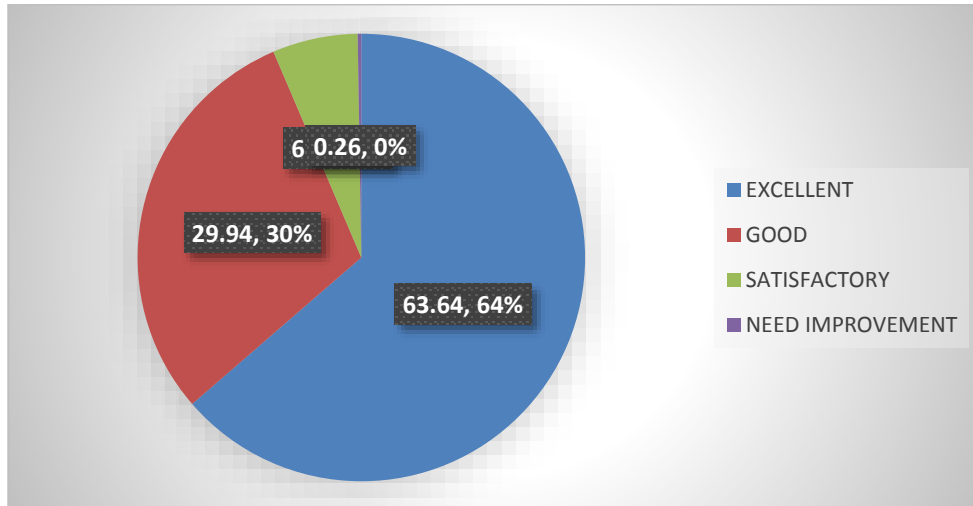
Q - 4: Learning outcomes in terms of concepts, knowledge, skills and analytical abilities

EXCELLENT	GOOD	SATISFACTORY	NEED IMPROVEMENT
63.77	29.18	6.09	0.97



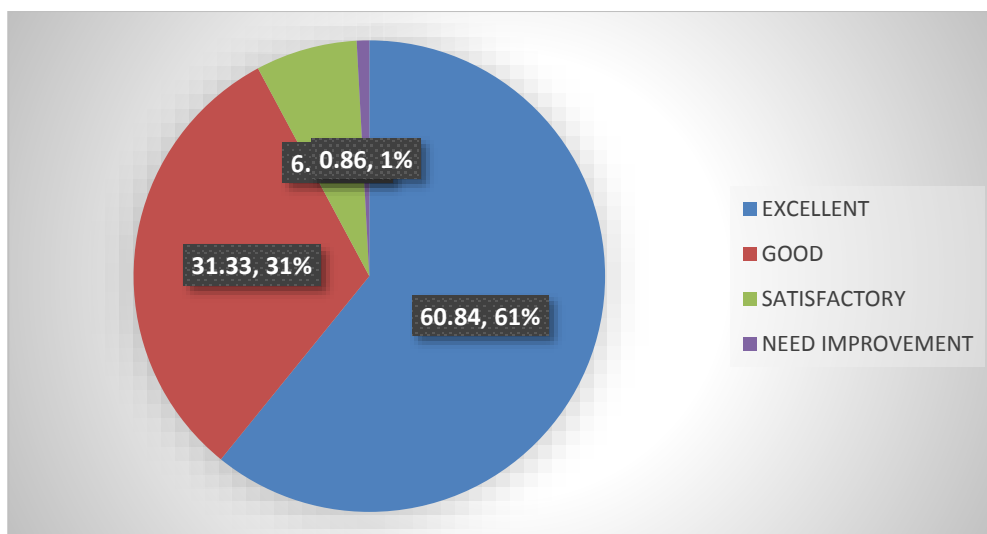
Q - 5: Depth of the Course Content

EXCELLENT	GOOD	SATISFACTORY	NEED IMPROVEMENT
63.64	29.94	6.17	0.26



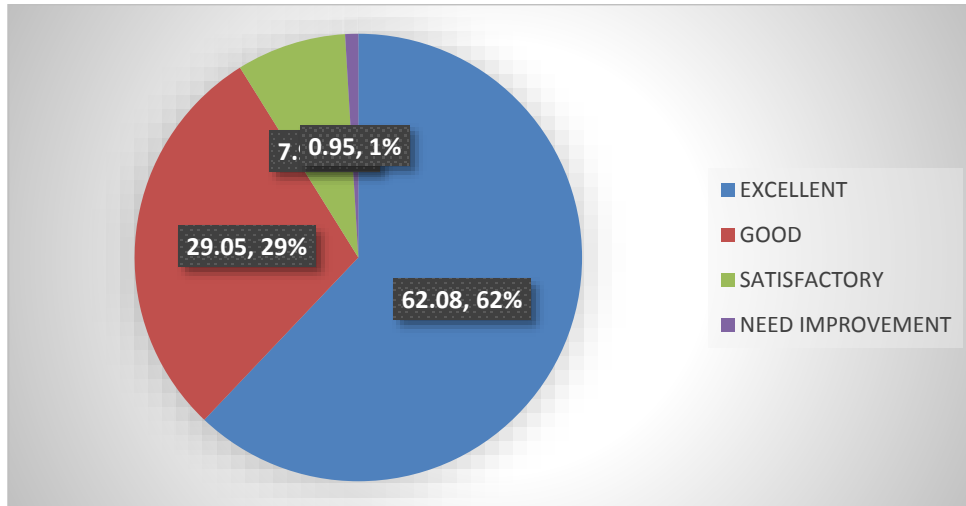
Q - 6: Course content prepares the student to pursue higher studies

EXCELLENT	GOOD	SATISFACTORY	NEED IMPROVEMENT
60.84	31.33	6.97	0.86



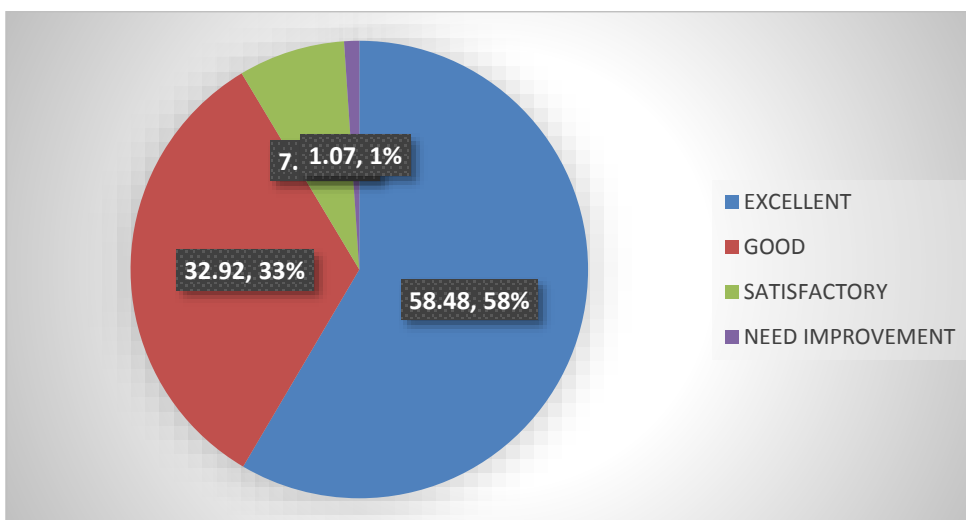
Q - 7: Course content prepares the student to face interviews

EXCELLENT	GOOD	SATISFACTORY	NEED IMPROVEMENT
62.08	29.05	7.93	0.95



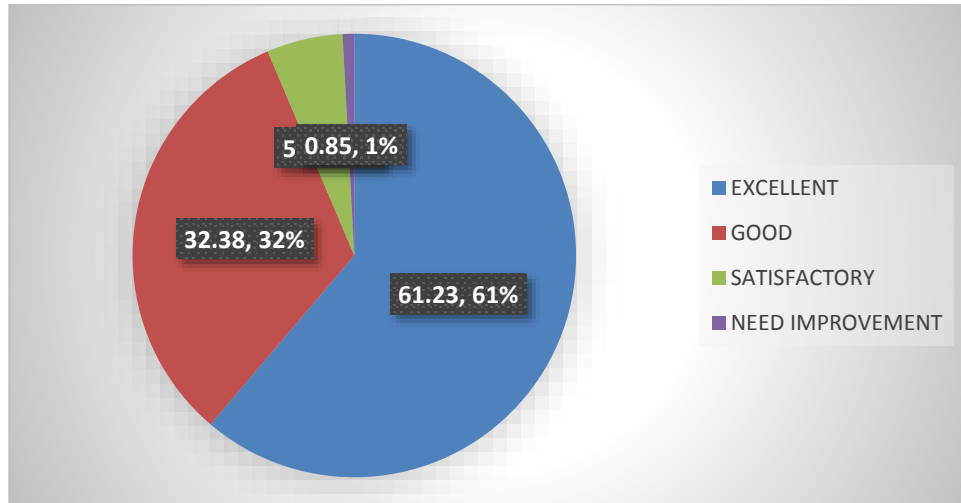
Q - 8: Course content prepares the student to qualify competitive / qualifying examination

EXCELLENT	GOOD	SATISFACTORY	NEED IMPROVEMENT
58.48	32.92	7.53	1.07



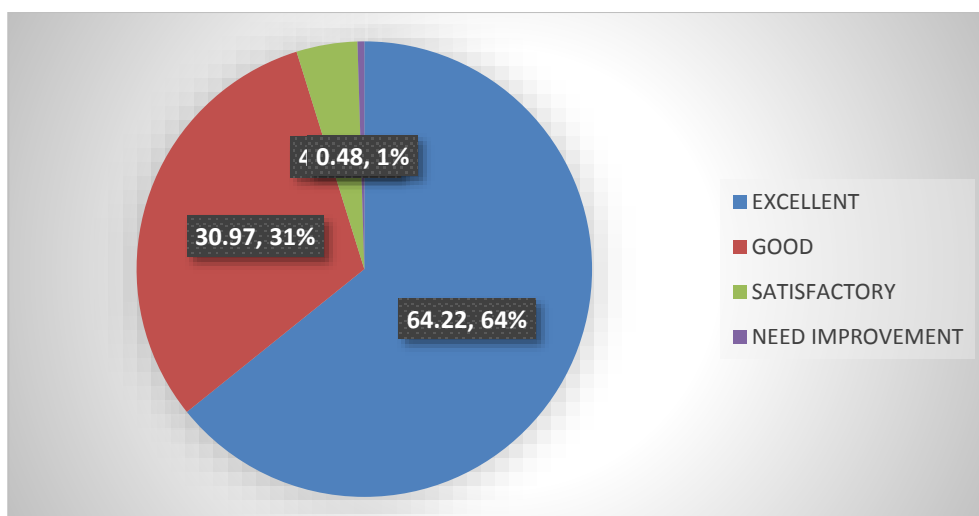
Q - 9: The library holdings for the course

EXCELLENT	GOOD	SATISFACTORY	NEED IMPROVEMENT
61.23	32.38	5.54	0.85



Q - 10: Overall rating

EXCELLENT	GOOD	SATISFACTORY	NEED IMPROVEMENT
64.22	30.97	4.33	0.48

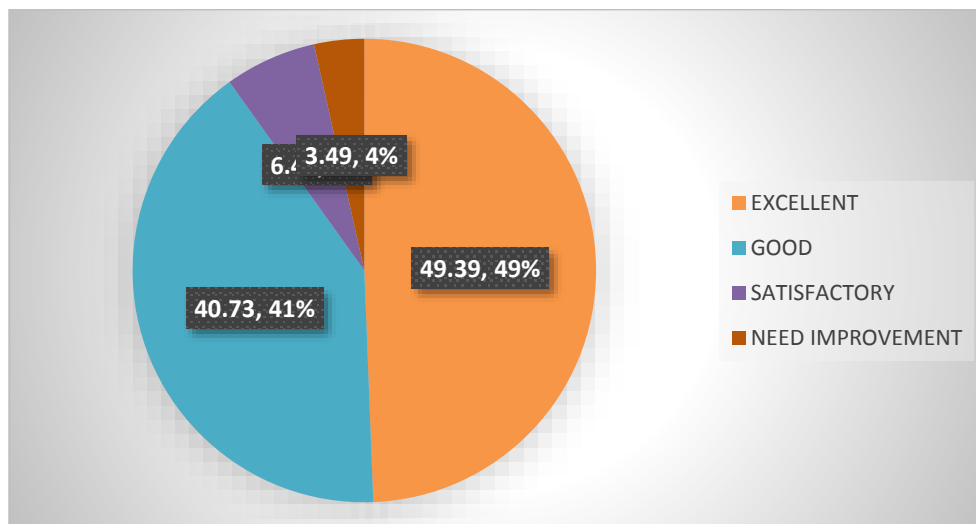


BSC. INFORMATION TECHNOLOGY

STUDENT RESPONSES (In Percentage)				
PARAMETERS	EXCELLENT	GOOD	SATISFACTORY	NEED IMPROVEMENT
Q - 1	49.39	40.73	6.40	3.49
Q - 2	36.07	52.08	9.20	2.65
Q - 3	34.26	48.73	14.79	2.22
Q - 4	34.12	47.22	14.54	4.13
Q - 5	35.48	46.77	15.03	2.72
Q - 6	34.43	48.27	14.13	3.18
Q - 7	31.45	47.27	17.41	3.87
Q - 8	27.52	54.35	15.41	2.72
Q - 9	38.69	38.20	19.42	3.69
Q - 10	35.03	46.10	13.25	5.61

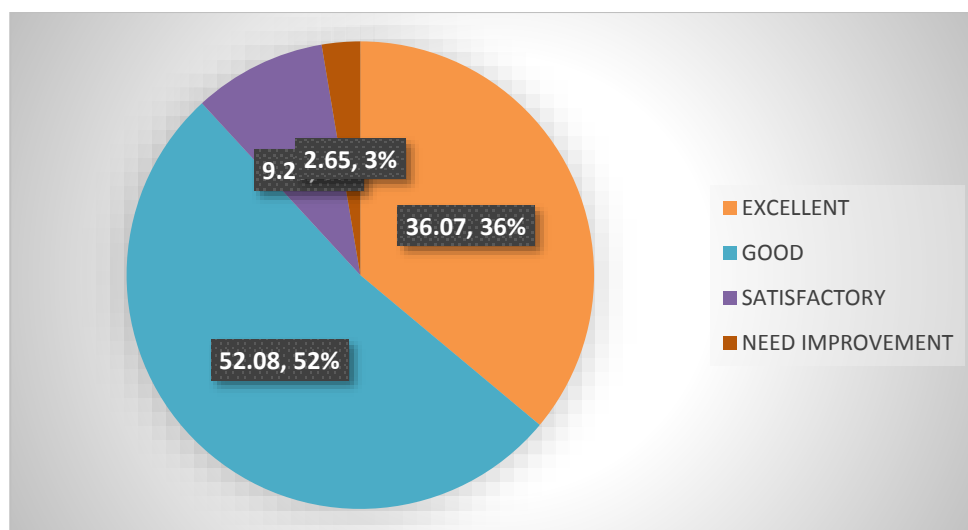
Q - 1: Relevance of syllabus for Core subjects

EXCELLENT	GOOD	SATISFACTORY	NEED IMPROVEMENT
49.39	40.73	6.40	3.49



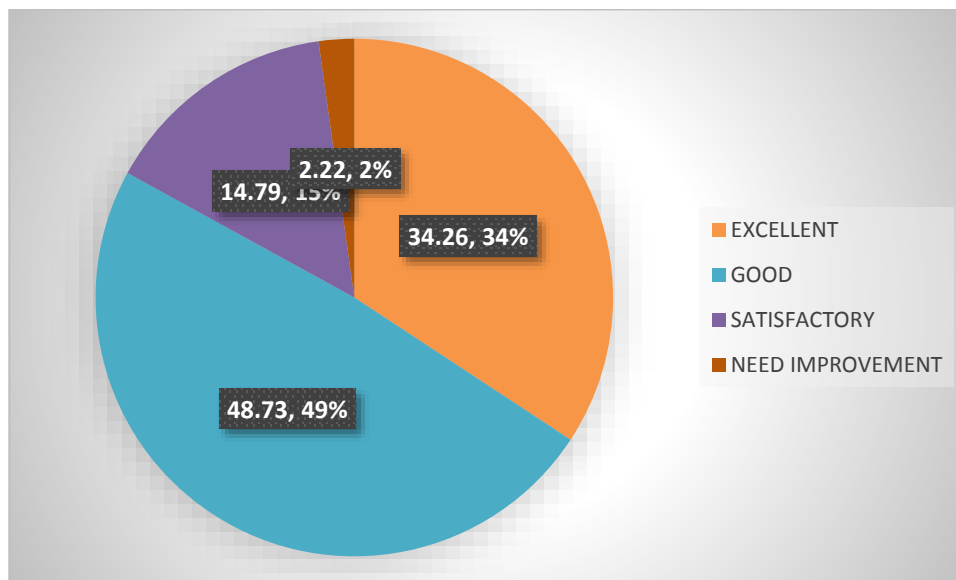
Q - 2: Relevance of syllabus for Elective subjects

EXCELLENT	GOOD	SATISFACTORY	NEED IMPROVEMENT
36.07	52.08	9.20	2.65



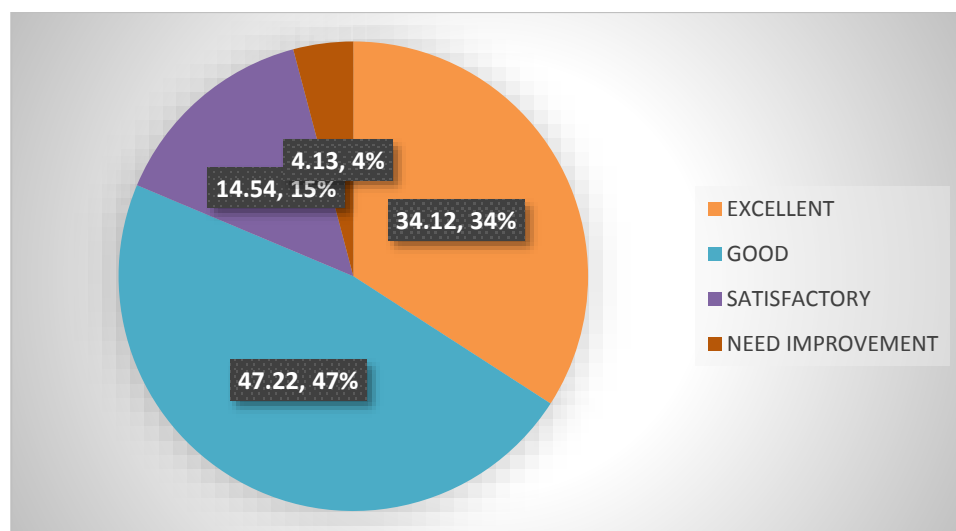
Q - 3: Relevance of syllabus for Project/Dissertation

EXCELLENT	GOOD	SATISFACTORY	NEED IMPROVEMENT
34.26	48.73	14.79	2.22



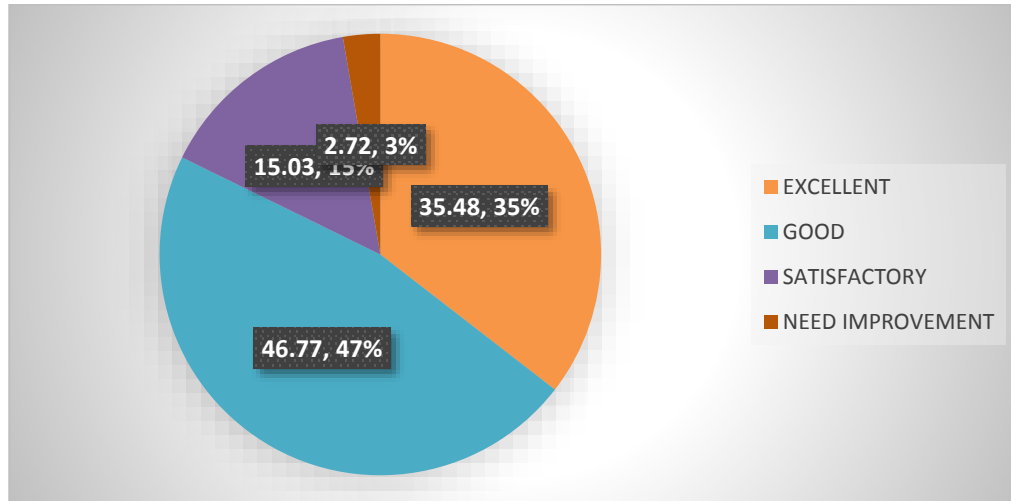
Q - 4: Learning outcomes in terms of concepts, knowledge, skills and analytical abilities

EXCELLENT	GOOD	SATISFACTORY	NEED IMPROVEMENT
34.26	48.73	14.79	2.22



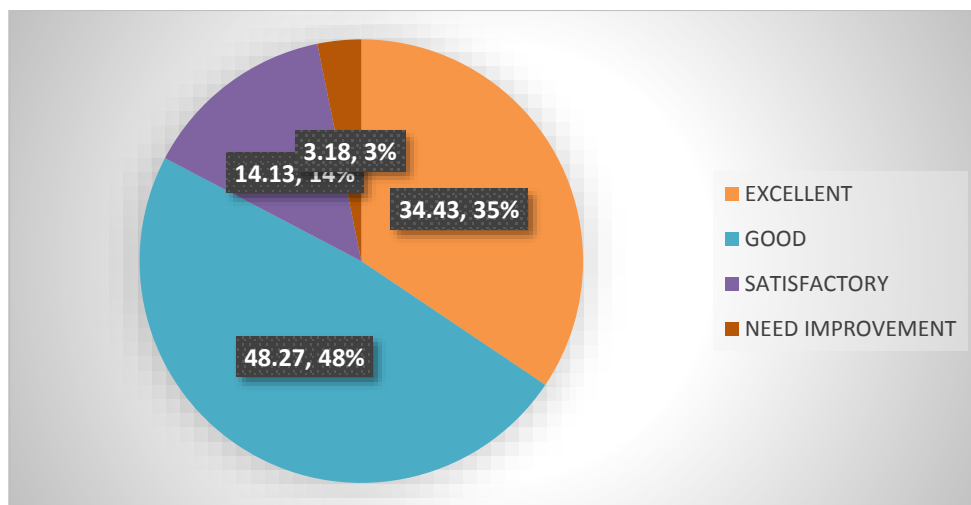
Q - 5: Depth of the Course Content

EXCELLENT	GOOD	SATISFACTORY	NEED IMPROVEMENT
35.48	46.77	15.03	2.72



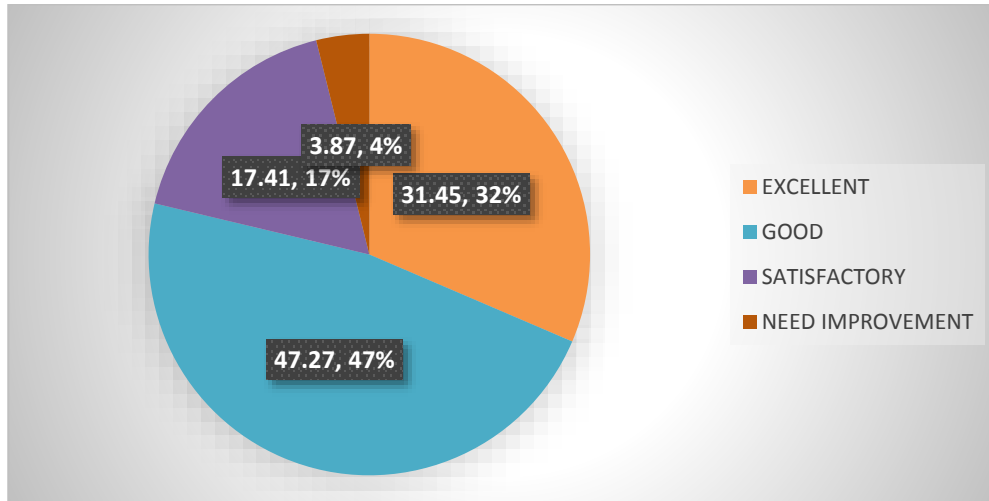
Q - 6: Course content prepares the student to pursue higher studies

EXCELLENT	GOOD	SATISFACTORY	NEED IMPROVEMENT
34.43	48.27	14.13	3.18



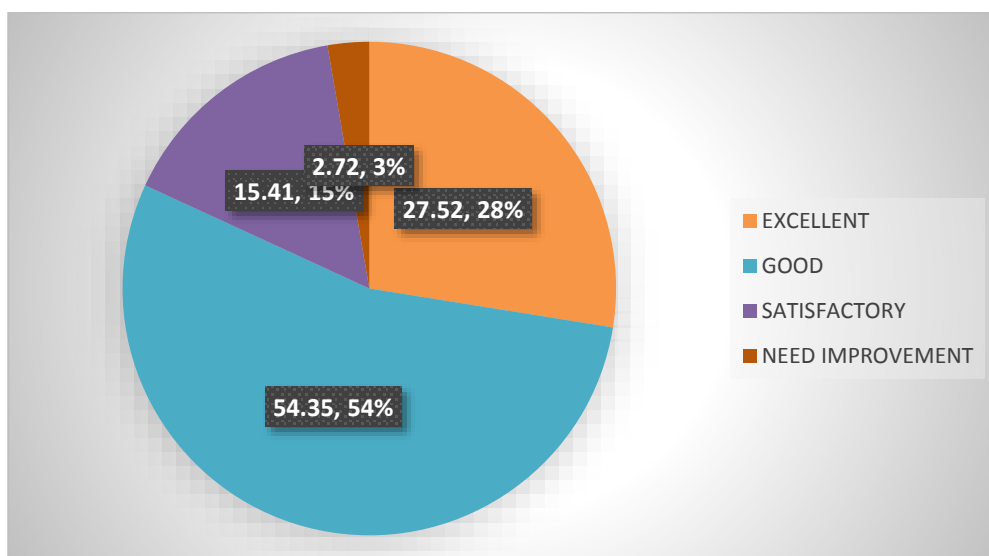
Q - 7: Course content prepares the student to face interviews

EXCELLENT	GOOD	SATISFACTORY	NEED IMPROVEMENT
31.45	47.27	17.41	3.87



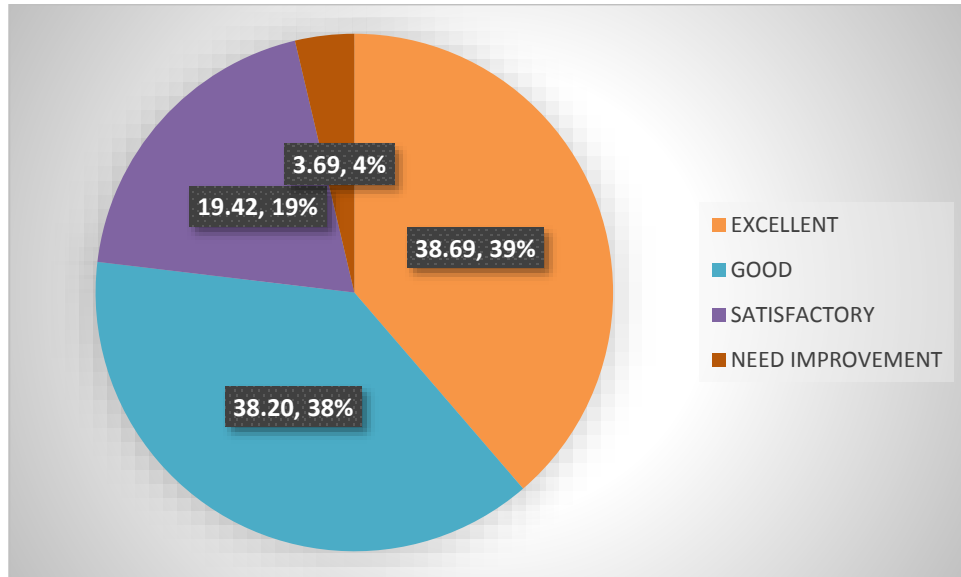
Q - 8: Course content prepares the student to qualify competitive / qualifying examination

EXCELLENT	GOOD	SATISFACTORY	NEED IMPROVEMENT
27.52	54.35	15.41	2.72



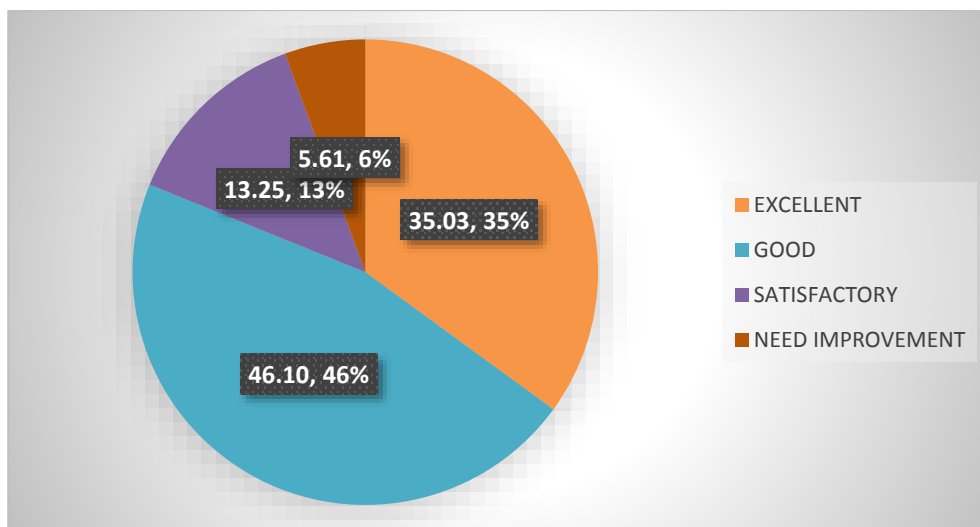
Q - 9: The library holdings for the course

EXCELLENT	GOOD	SATISFACTORY	NEED IMPROVEMENT
38.69	38.20	19.42	3.69



Q - 10: Overall rating

EXCELLENT	GOOD	SATISFACTORY	NEED IMPROVEMENT
35.03	46.10	13.25	5.61

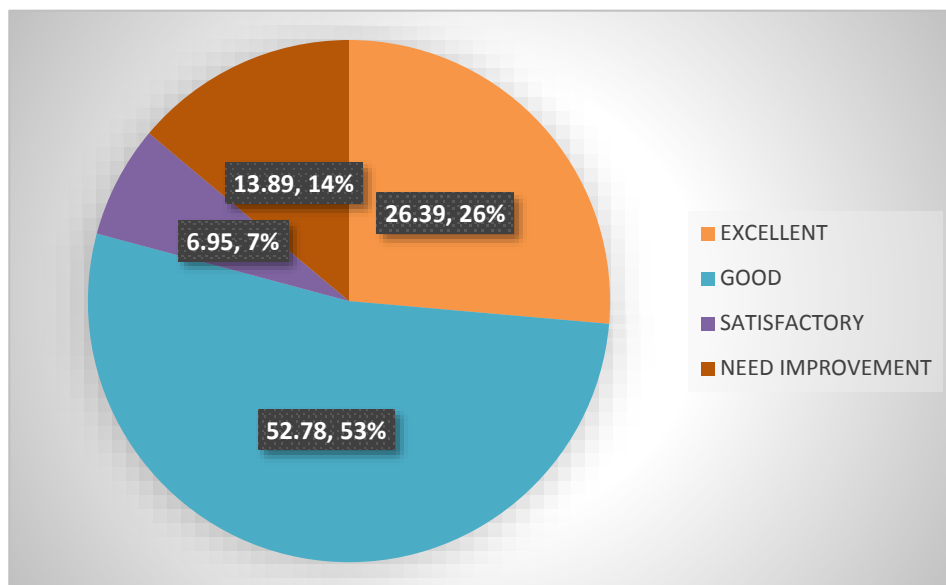


BSC. VISUAL COMMUNICATION

STUDENT RESPONSES (In Percentage)				
PARAMETERS	EXCELLENT	GOOD	SATISFACTORY	NEED IMPROVEMENT
Q - 1	26.39	52.78	6.95	13.89
Q - 2	27.78	40.28	12.50	19.44
Q - 3	43.06	29.17	20.83	6.95
Q - 4	37.50	23.61	22.22	16.67
Q - 5	37.50	37.50	8.33	16.67
Q - 6	41.67	19.45	13.89	25.00
Q - 7	23.61	41.67	23.61	11.11
Q - 8	20.83	48.61	11.11	19.44
Q - 9	36.11	37.50	16.67	9.72
Q - 10	47.22	23.61	12.50	16.67

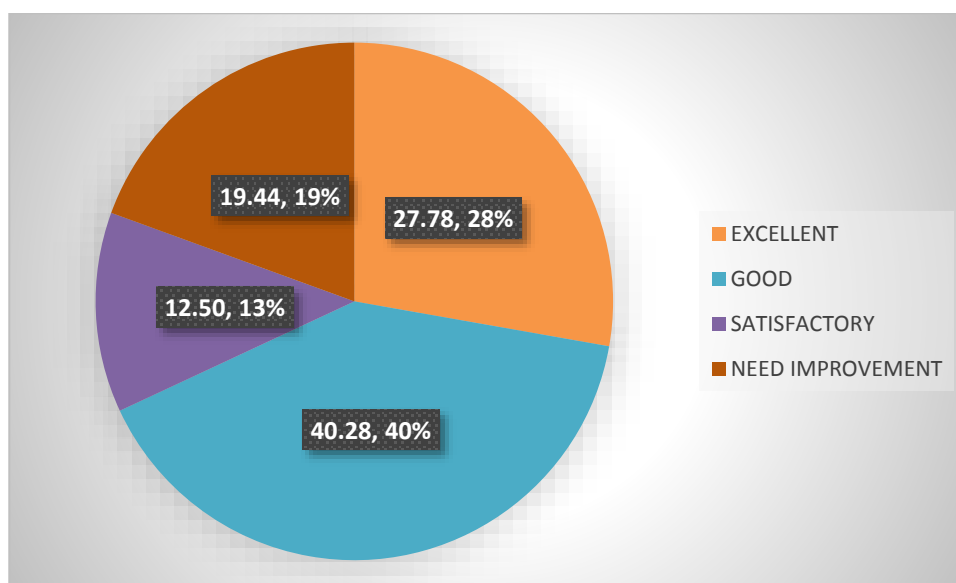
Q - 1: Relevance of syllabus for Core subjects

EXCELLENT	GOOD	SATISFACTORY	NEED IMPROVEMENT
26.39	52.78	6.95	13.89



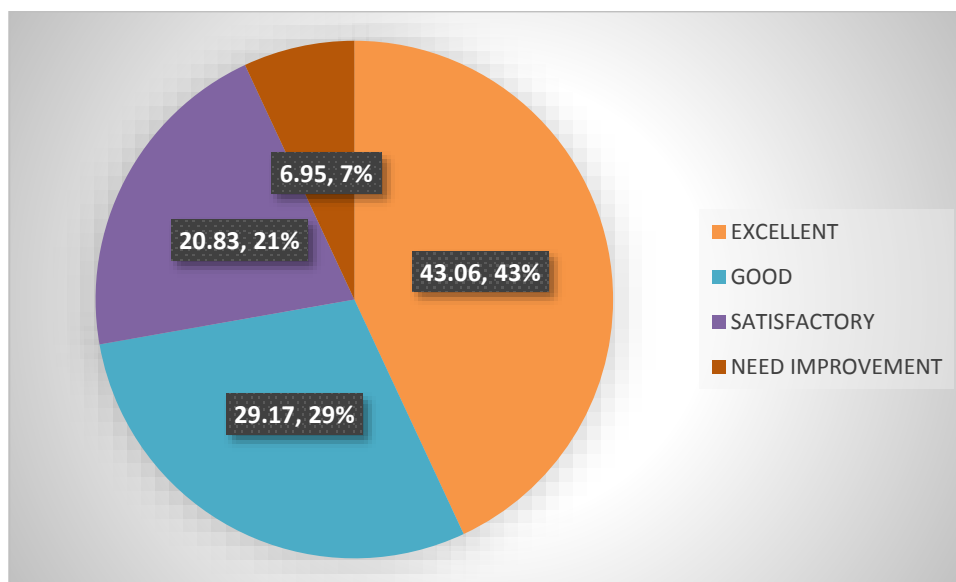
Q - 2: Relevance of syllabus for Elective subjects

EXCELLENT	GOOD	SATISFACTORY	NEED IMPROVEMENT
27.78	40.28	12.50	19.44



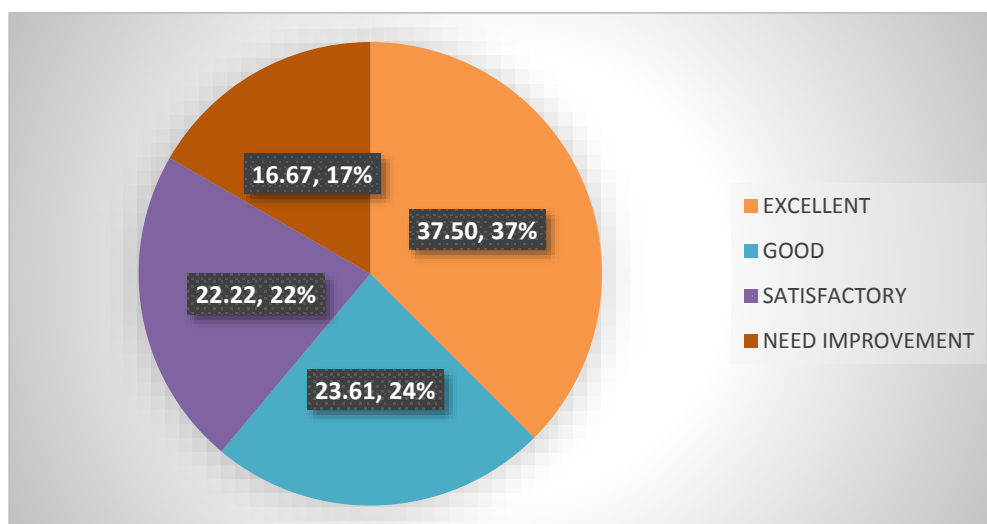
Q - 3: Relevance of syllabus for Project/Dissertation

EXCELLENT	GOOD	SATISFACTORY	NEED IMPROVEMENT
43.06	29.17	20.83	6.95



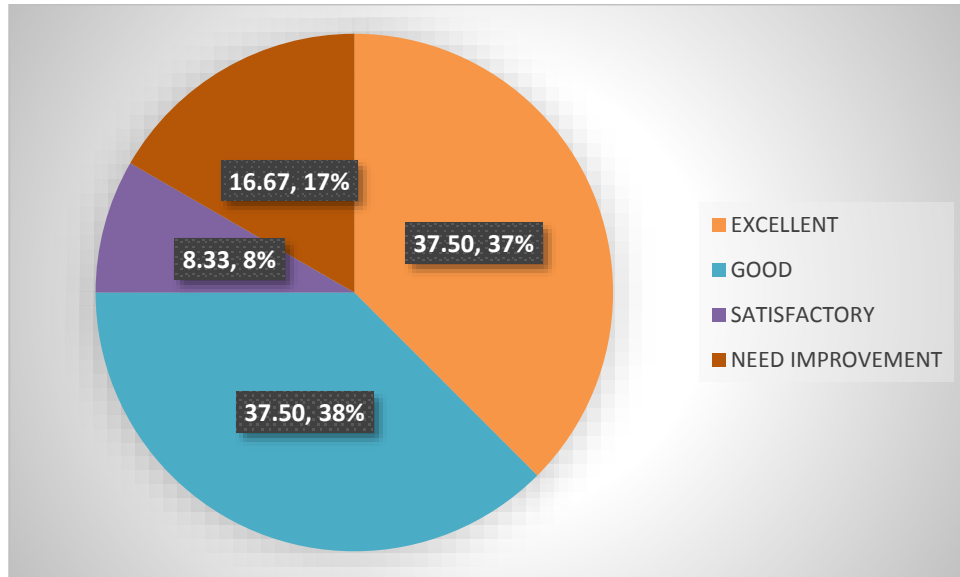
Q - 4: Learning outcomes in terms of concepts, knowledge, skills and analytical abilities

EXCELLENT	GOOD	SATISFACTORY	NEED IMPROVEMENT
37.50	23.61	22.22	16.67



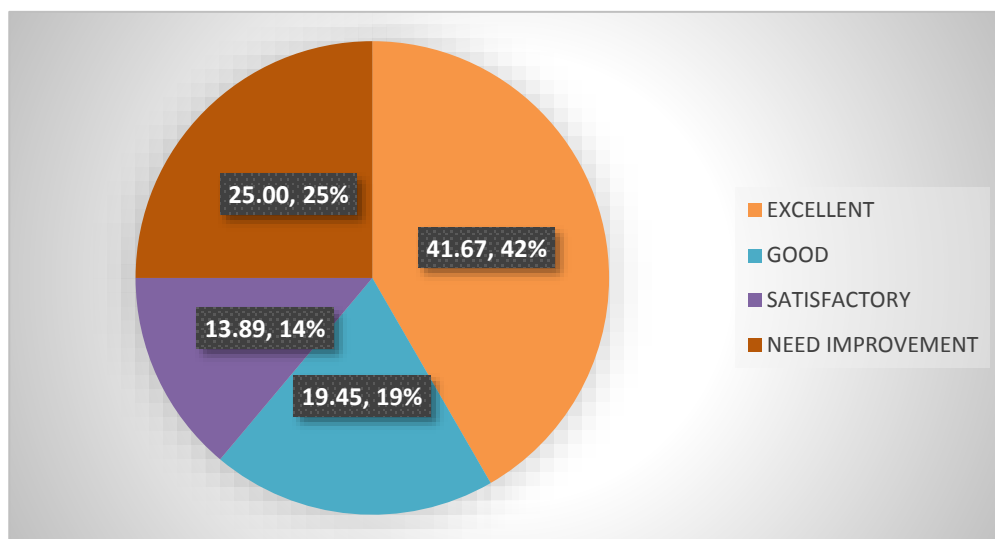
Q – 5: Depth of the Course Content

EXCELLENT	GOOD	SATISFACTORY	NEED IMPROVEMENT
37.50	37.50	8.33	16.67



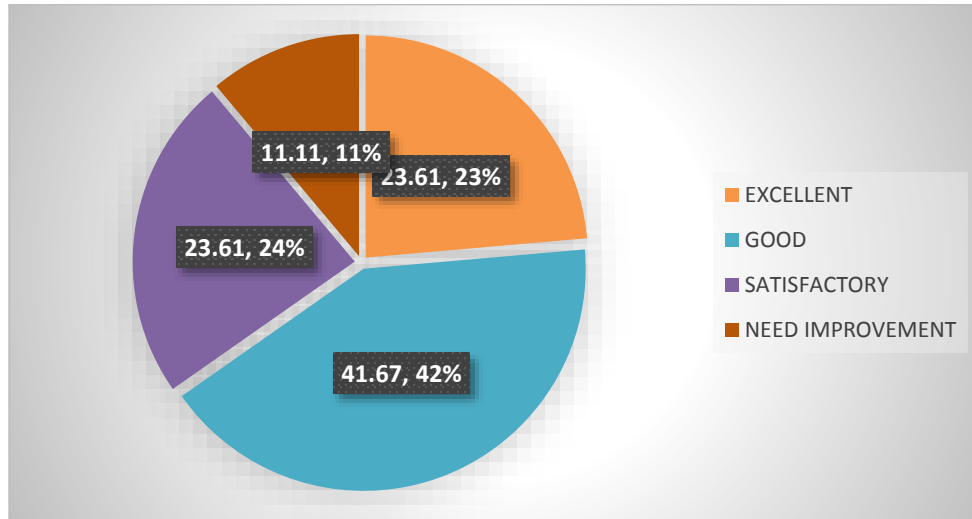
Q - 6: Course content prepares the student to pursue higher studies

EXCELLENT	GOOD	SATISFACTORY	NEED IMPROVEMENT
41.67	19.45	13.89	25.00



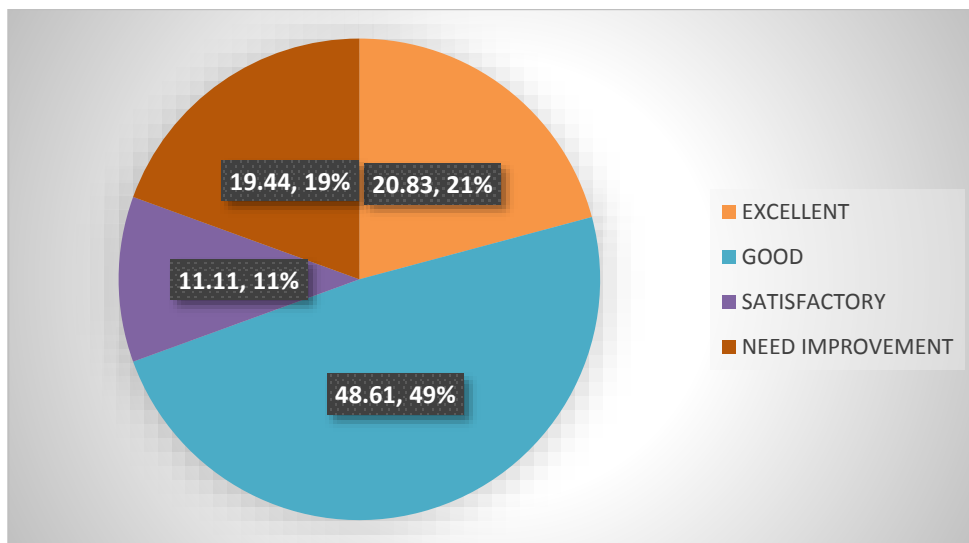
Q - 7: Course content prepares the student to face interviews

EXCELLENT	GOOD	SATISFACTORY	NEED IMPROVEMENT
23.61	41.67	23.61	11.11



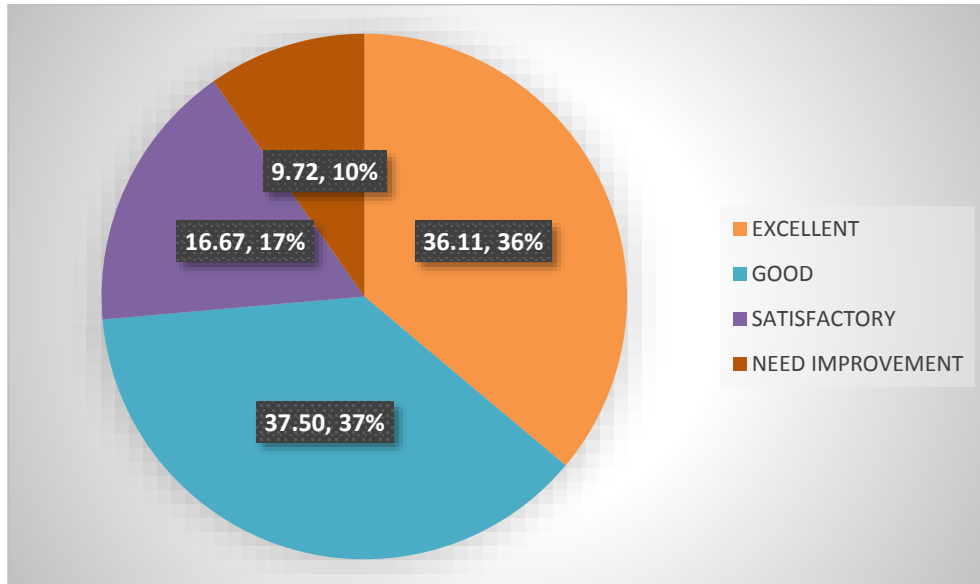
Q - 8: Course content prepares the student to qualify competitive / qualifying examination

EXCELLENT	GOOD	SATISFACTORY	NEED IMPROVEMENT
20.83	48.61	11.11	19.44



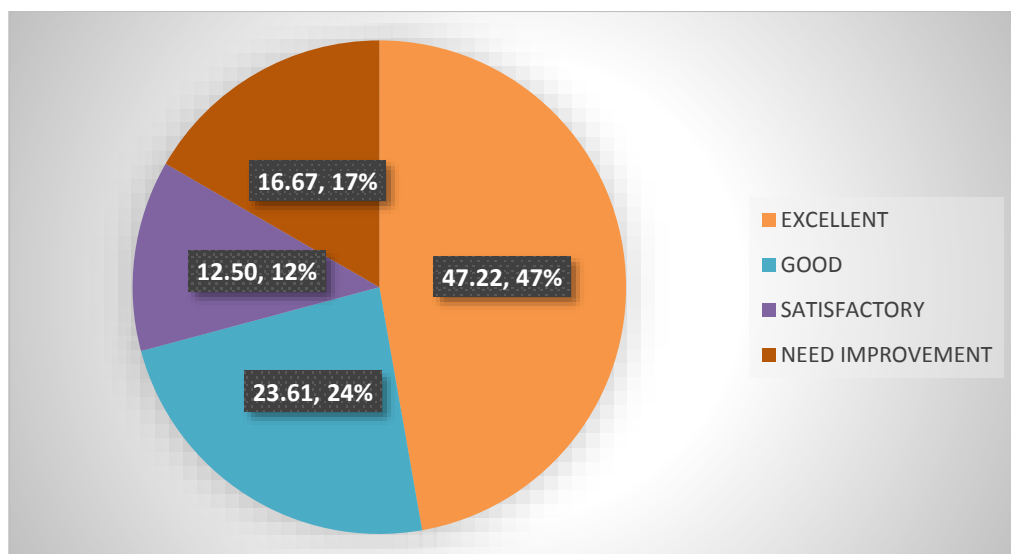
Q - 9: The library holdings for the course

EXCELLENT	GOOD	SATISFACTORY	NEED IMPROVEMENT
36.11	37.50	16.67	9.72



Q - 10: Overall rating

EXCELLENT	GOOD	SATISFACTORY	NEED IMPROVEMENT
47.22	23.61	12.50	16.67

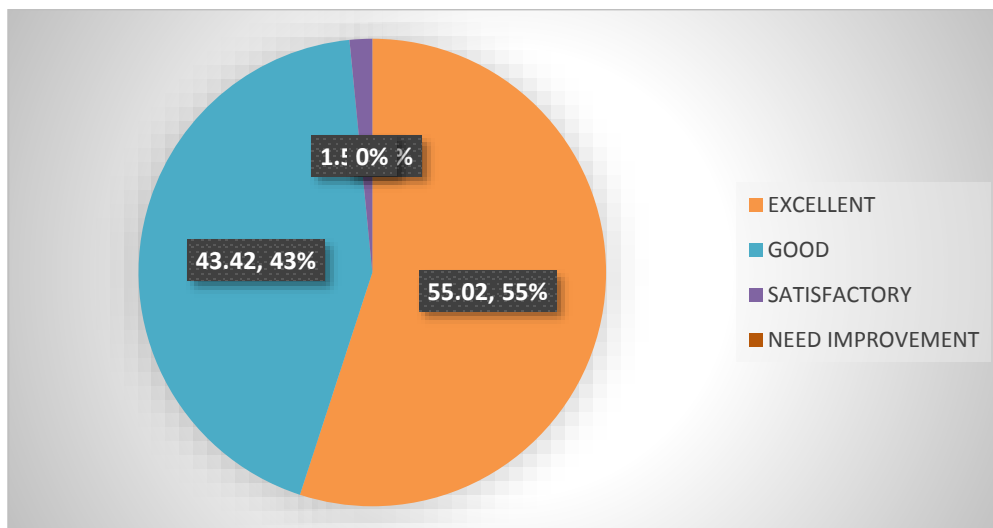


MA. DEFENCE AND STRATEGIC STUDIES

STUDENT RESPONSES (In Percentage)				
PARAMETERS	EXCELLENT	GOOD	SATISFACTORY	NEED IMPROVEMENT
Q - 1	55.02	43.42	1.56	0.00
Q - 2	32.35	66.09	1.56	0.00
Q - 3	40.09	52.59	7.32	0.00
Q - 4	45.22	46.86	7.92	0.00
Q - 5	43.11	54.08	2.81	0.00
Q - 6	44.26	48.60	7.14	0.00
Q - 7	44.78	40.61	13.05	1.56
Q - 8	44.60	51.65	3.75	0.00
Q - 9	45.43	43.53	11.04	0.00
Q - 10	42.49	53.77	3.75	0.00

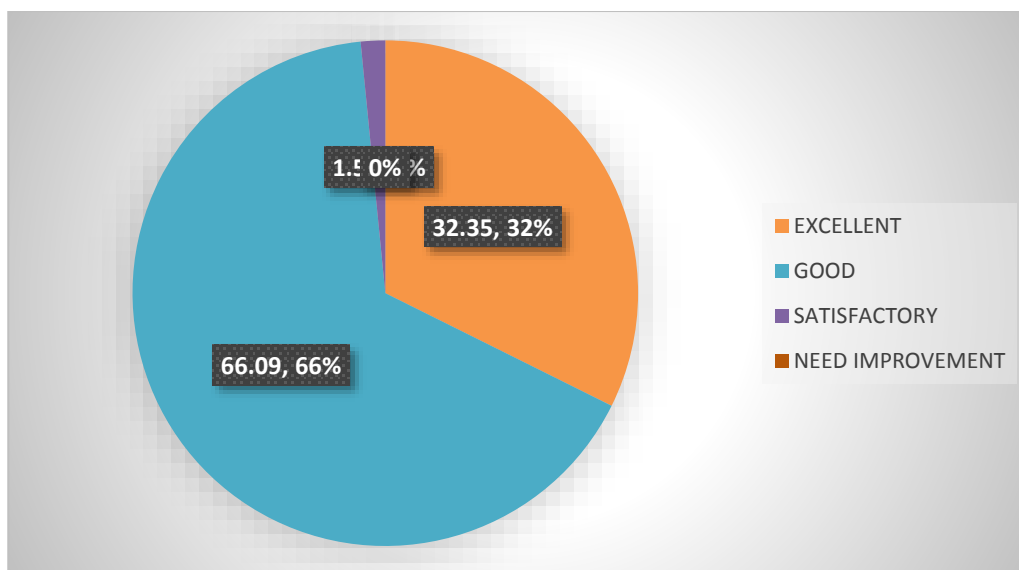
Q - 1: Relevance of syllabus for Core subjects

EXCELLENT	GOOD	SATISFACTORY	NEED IMPROVEMENT
55.02	43.42	1.56	0.00



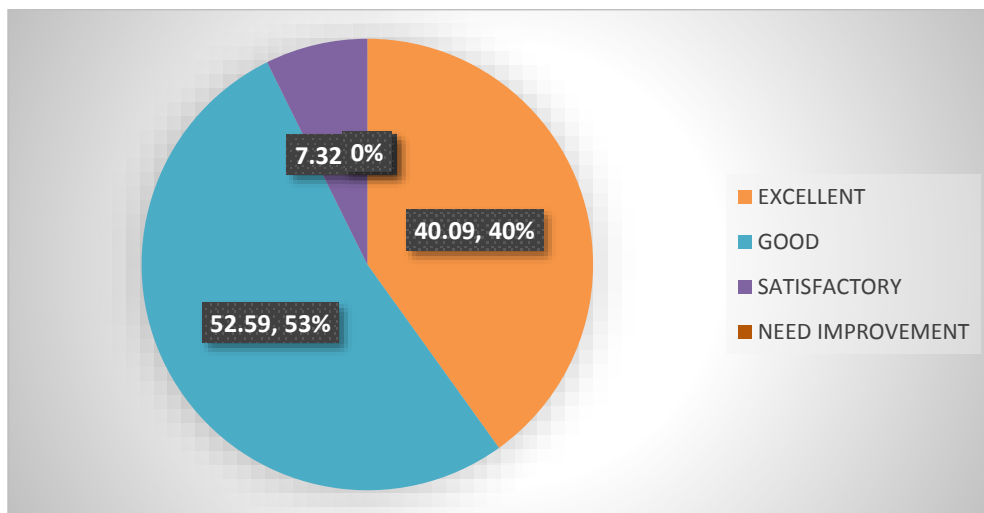
Q - 2: Relevance of syllabus for Elective subjects

EXCELLENT	GOOD	SATISFACTORY	NEED IMPROVEMENT
32.35	66.09	1.56	0.00



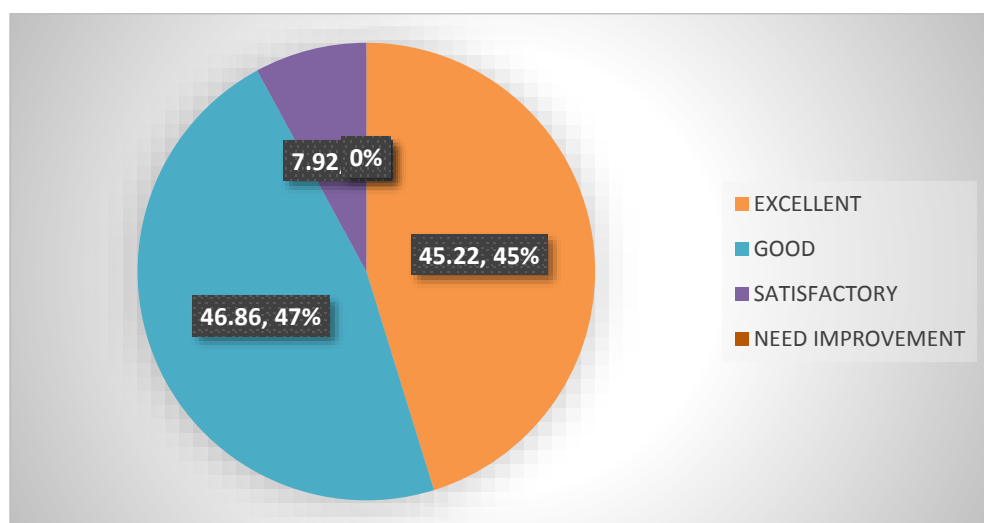
Q - 3: Relevance of syllabus for Project/Dissertation

EXCELLENT	GOOD	SATISFACTORY	NEED IMPROVEMENT
40.09	52.59	7.32	0.00



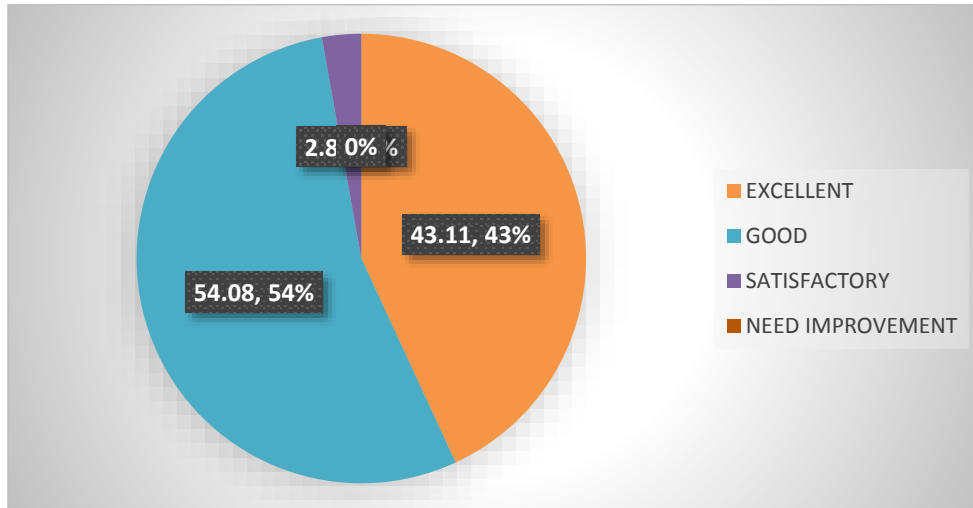
Q - 4: Learning outcomes in terms of concepts, knowledge, skills and analytical abilities

EXCELLENT	GOOD	SATISFACTORY	NEED IMPROVEMENT
45.22	46.86	7.92	0.00



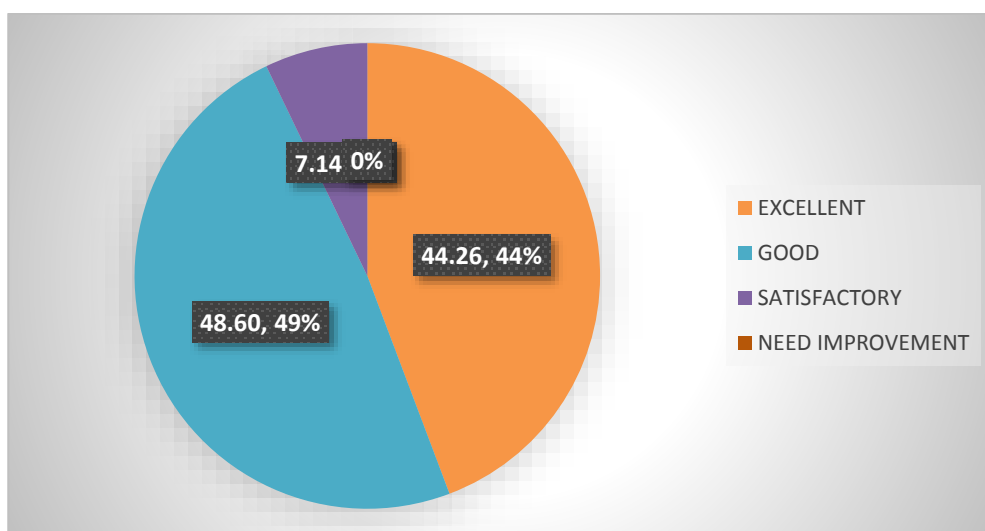
Q - 5: Depth of the Course Content

EXCELLENT	GOOD	SATISFACTORY	NEED IMPROVEMENT
43.11	54.08	2.81	0.00



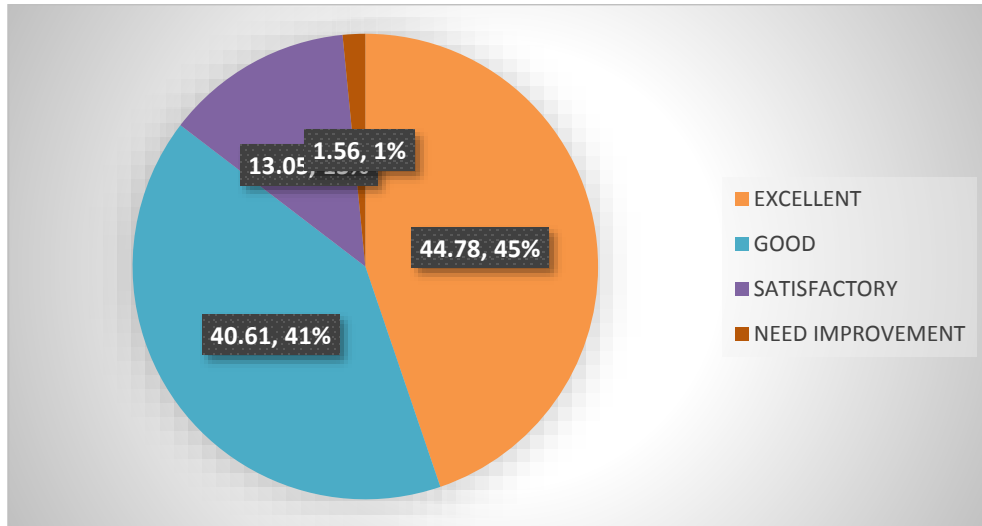
Q - 6: Course content prepares the student to pursue higher studies

EXCELLENT	GOOD	SATISFACTORY	NEED IMPROVEMENT
44.26	48.60	7.14	0.00



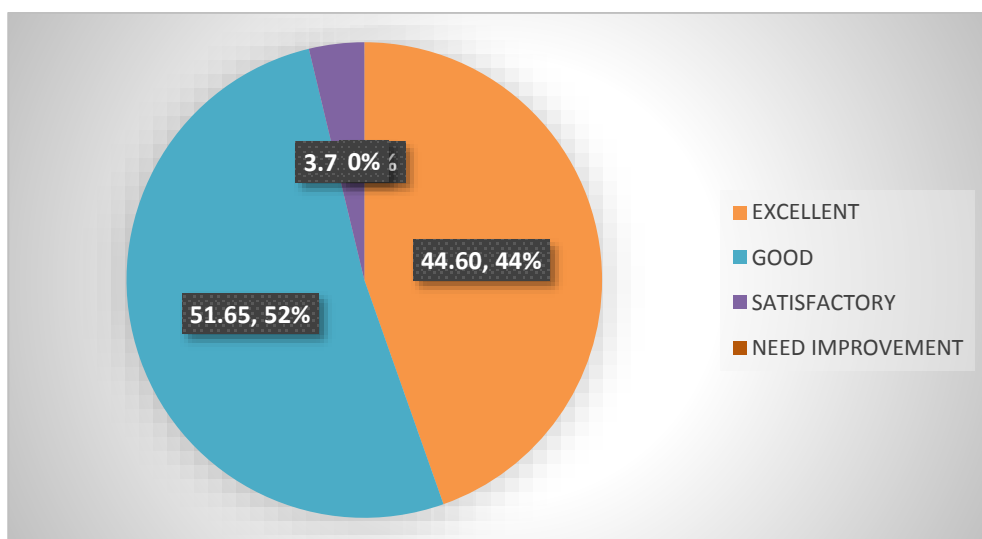
Q - 7: Course content prepares the student to face interviews

EXCELLENT	GOOD	SATISFACTORY	NEED IMPROVEMENT
44.60	51.65	3.75	0.00



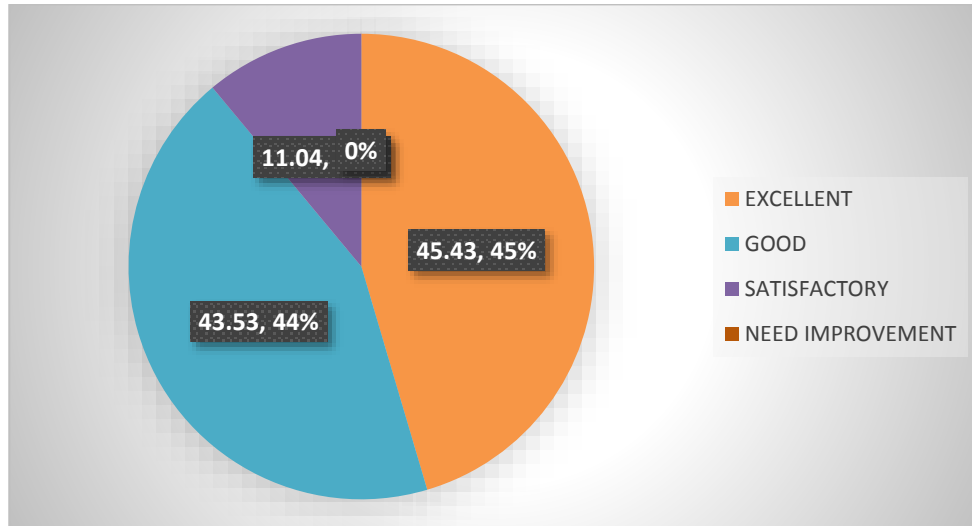
Q - 8: Course content prepares the student to qualify competitive / qualifying examination:

EXCELLENT	GOOD	SATISFACTORY	NEED IMPROVEMENT
44.60	51.65	3.75	0.00



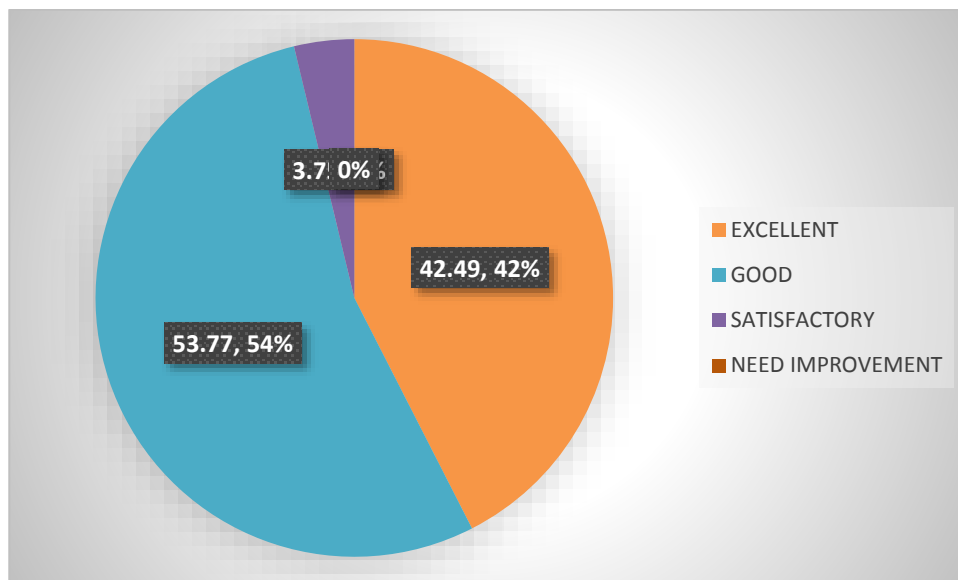
Q - 9: The library holdings for the course

EXCELLENT	GOOD	SATISFACTORY	NEED IMPROVEMENT
45.43	43.53	11.04	0.00



Q - 10: Overall rating

EXCELLENT	GOOD	SATISFACTORY	NEED IMPROVEMENT
42.49	53.77	3.75	0.00

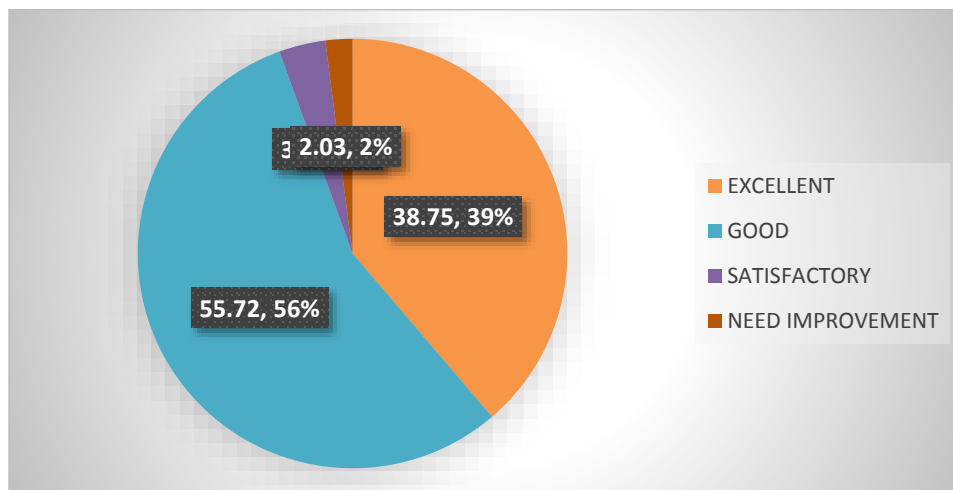


MASTER OF BUSINESS ADMINISTRATION

STUDENT RESPONSES (In Percentage)				
PARAMETERS	EXCELLENT	GOOD	SATISFACTORY	NEED IMPROVEMENT
Q - 1	38.75	55.72	3.50	2.03
Q - 2	31.30	47.19	19.49	2.03
Q - 3	31.28	51.89	13.91	2.92
Q - 4	38.35	45.96	13.66	2.03
Q - 5	33.05	51.32	12.72	2.92
Q - 6	33.01	39.60	25.36	2.03
Q - 7	29.23	51.34	16.51	2.92
Q - 8	27.78	47.41	19.12	5.69
Q - 9	32.41	46.35	14.61	6.63
Q - 10	34.20	45.63	17.41	2.77

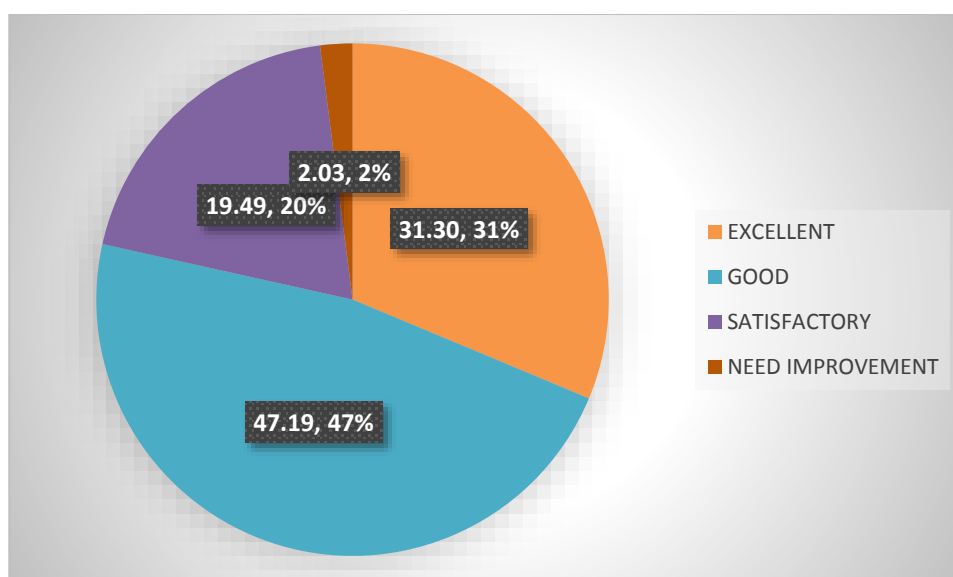
Q - 1: Relevance of syllabus for Core subjects

EXCELLENT	GOOD	SATISFACTORY	NEED IMPROVEMENT
38.75	55.72	3.50	2.03



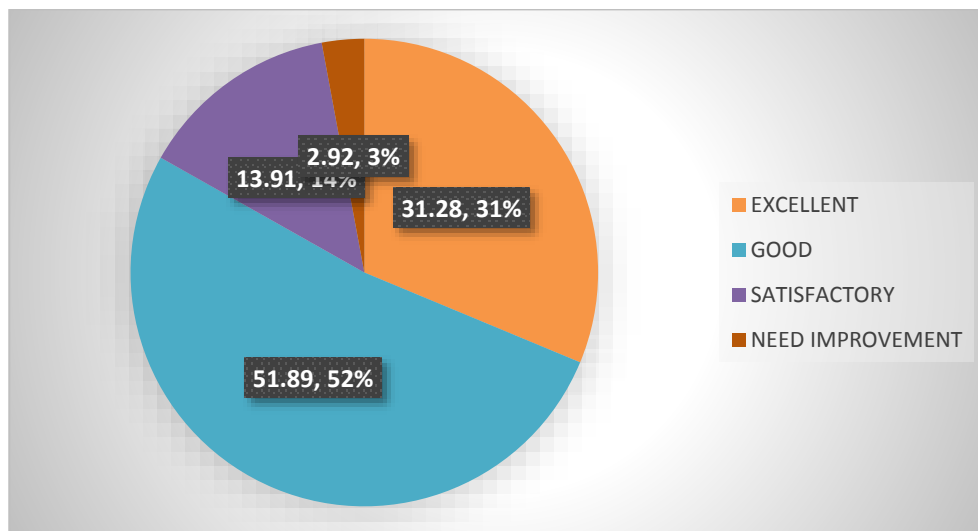
Q - 2: Relevance of syllabus for Elective subjects

EXCELLENT	GOOD	SATISFACTORY	NEED IMPROVEMENT
31.30	47.19	19.49	2.03



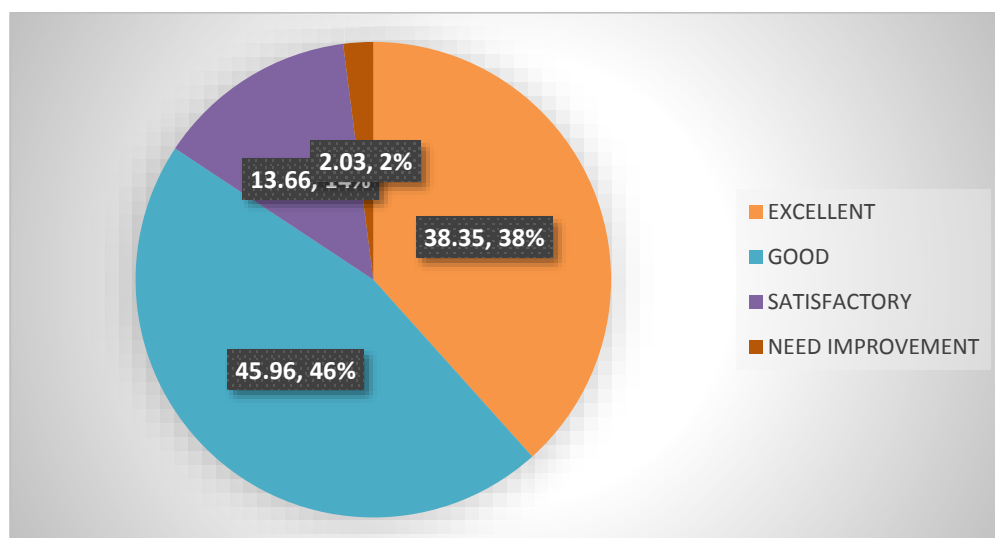
Q - 3: Relevance of syllabus for Project/Dissertation

EXCELLENT	GOOD	SATISFACTORY	NEED IMPROVEMENT
31.28	51.89	13.91	2.92



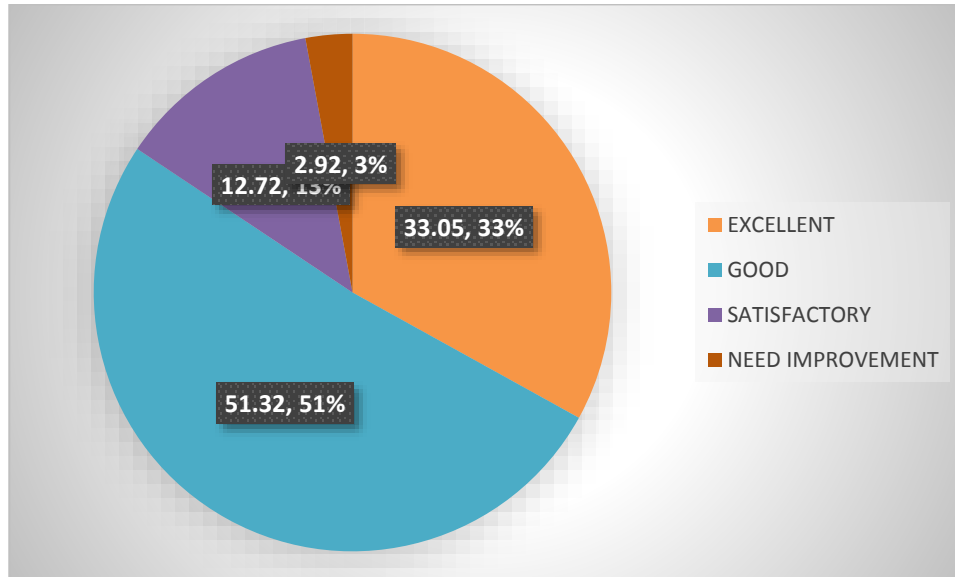
Q - 4: Learning outcomes in terms of concepts, knowledge, skills and analytical abilities

EXCELLENT	GOOD	SATISFACTORY	NEED IMPROVEMENT
38.35	45.96	13.66	2.03



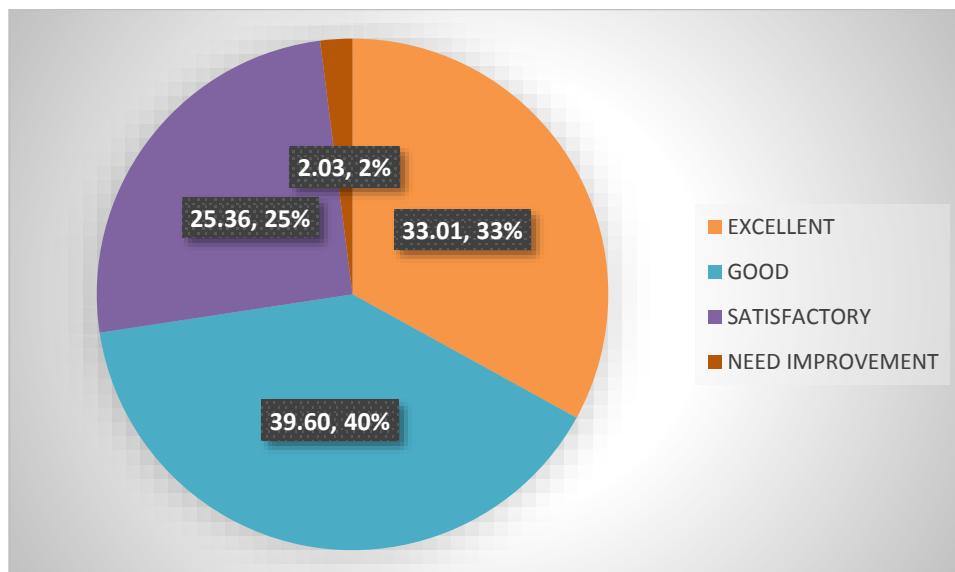
Q - 5: Depth of the Course Content

EXCELLENT	GOOD	SATISFACTORY	NEED IMPROVEMENT
33.05	51.32	12.72	2.92



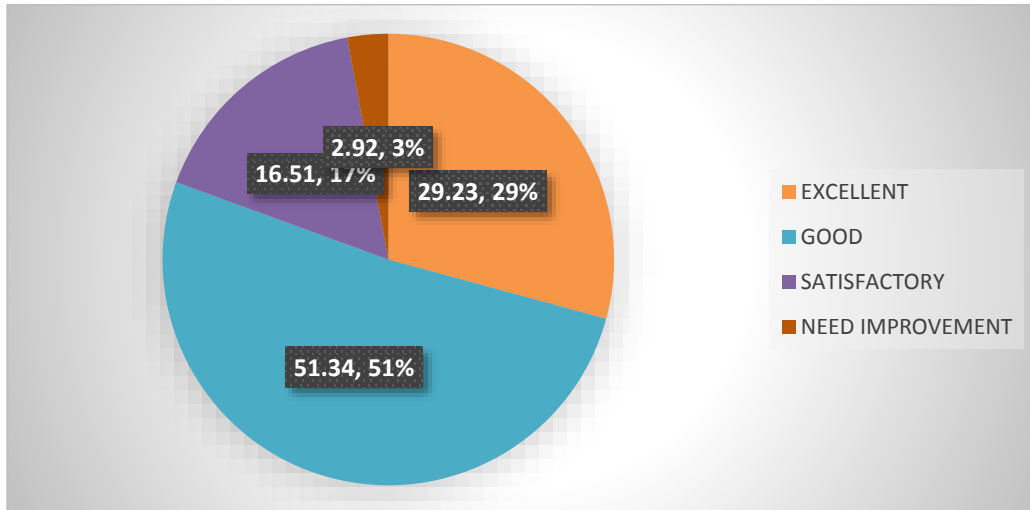
Q - 6: Course content prepares the student to pursue higher studies

EXCELLENT	GOOD	SATISFACTORY	NEED IMPROVEMENT
33.01	39.60	25.36	2.03



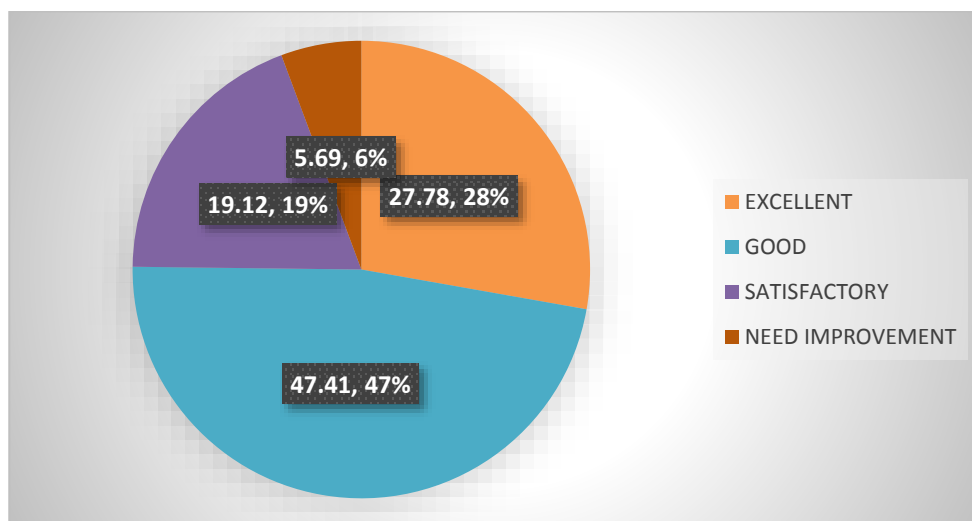
Q - 7: Course content prepares the student to face interviews

EXCELLENT	GOOD	SATISFACTORY	NEED IMPROVEMENT
29.23	51.34	16.51	2.92



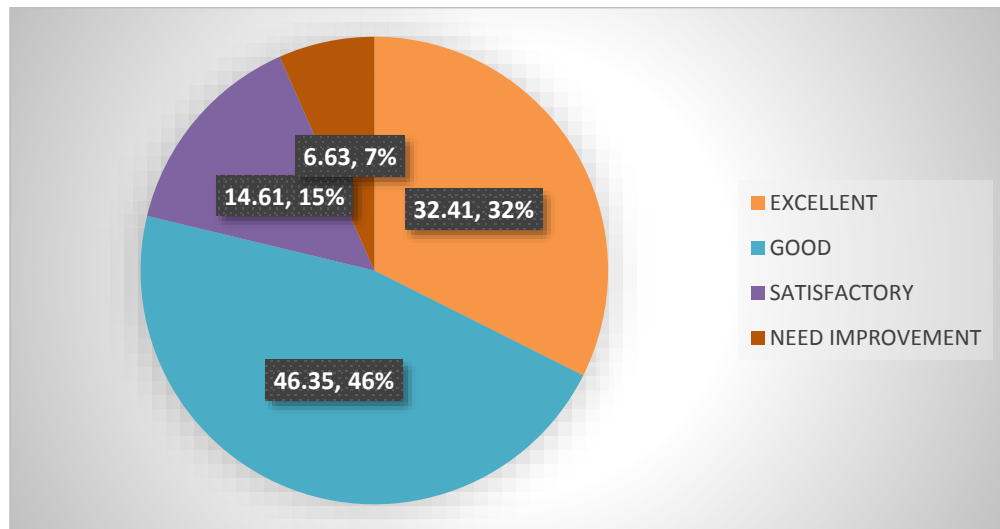
Q - 8: Course content prepares the student to qualify competitive / qualifying examination

EXCELLENT	GOOD	SATISFACTORY	NEED IMPROVEMENT
27.78	47.41	19.12	5.69



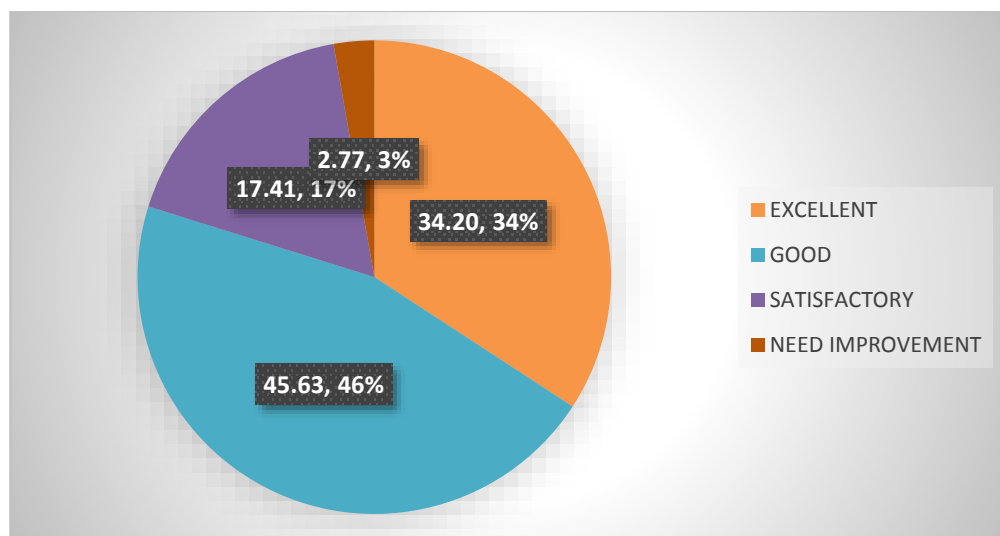
Q - 9: The library holdings for the course

EXCELLENT	GOOD	SATISFACTORY	NEED IMPROVEMENT
32.41	46.35	14.61	6.63



Q - 10: Overall rating

EXCELLENT	GOOD	SATISFACTORY	NEED IMPROVEMENT
34.20	45.63	17.41	2.77

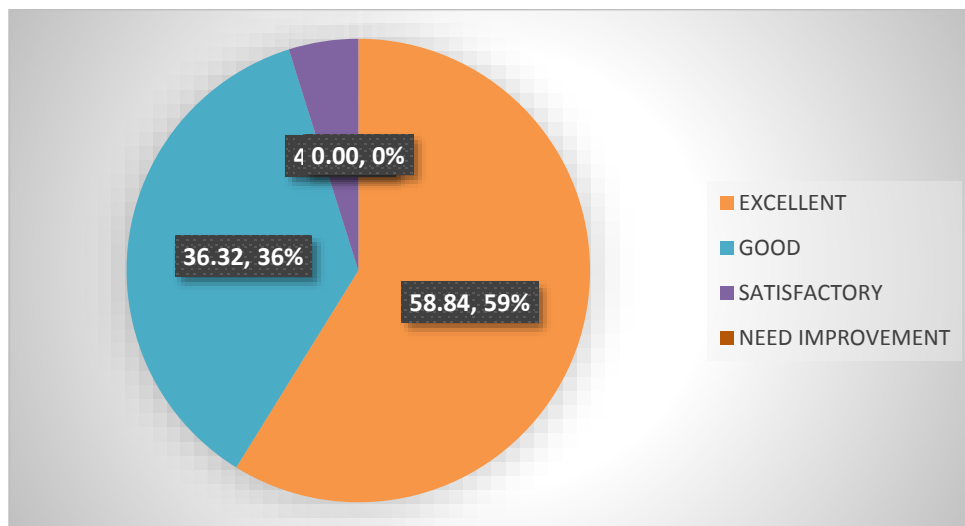


MASTER OF COMPUTER APPLICATIONS

STUDENT RESPONSES (In Percentage)				
PARAMETERS	EXCELLENT	GOOD	SATISFACTORY	NEED IMPROVEMENT
Q - 1	58.84	36.32	4.85	0.00
Q - 2	52.26	35.78	11.96	0.00
Q - 3	45.58	41.17	13.26	0.00
Q - 4	54.96	38.04	6.57	0.43
Q - 5	48.17	41.27	10.13	0.43
Q - 6	48.28	41.60	10.13	0.00
Q - 7	45.69	41.16	11.85	1.29
Q - 8	45.15	44.72	10.13	0.00
Q - 9	44.83	31.36	20.26	3.56
Q - 10	53.56	36.75	9.70	0.00

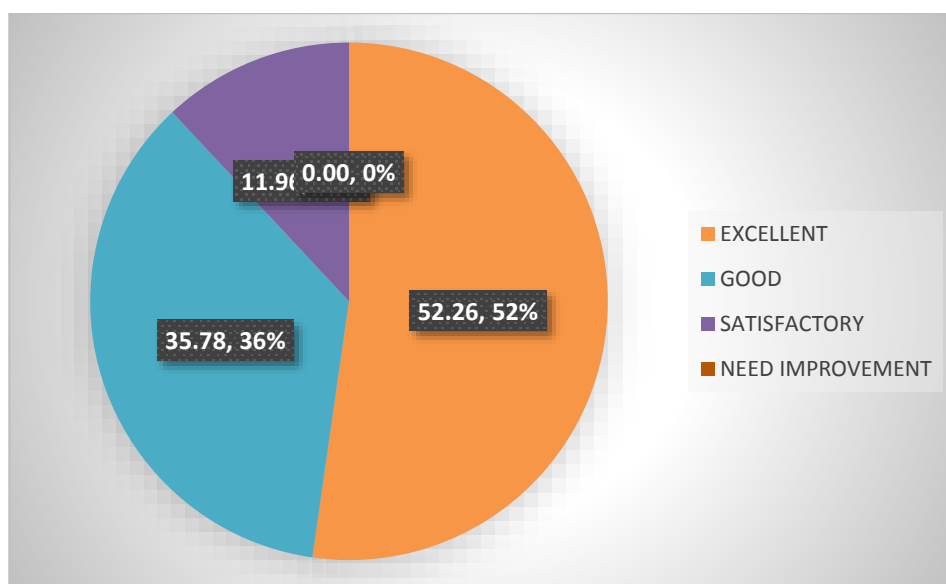
Q - 1: Relevance of syllabus for Core subjects

EXCELLENT	GOOD	SATISFACTORY	NEED IMPROVEMENT
58.84	36.32	4.85	0.00



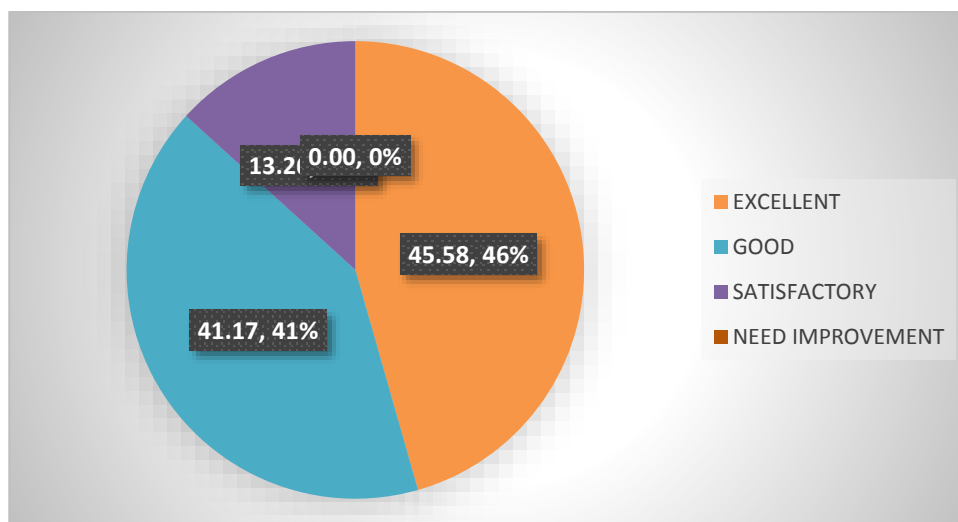
Q - 2: Relevance of syllabus for Elective subjects

EXCELLENT	GOOD	SATISFACTORY	NEED IMPROVEMENT
52.26	35.78	11.96	0.00



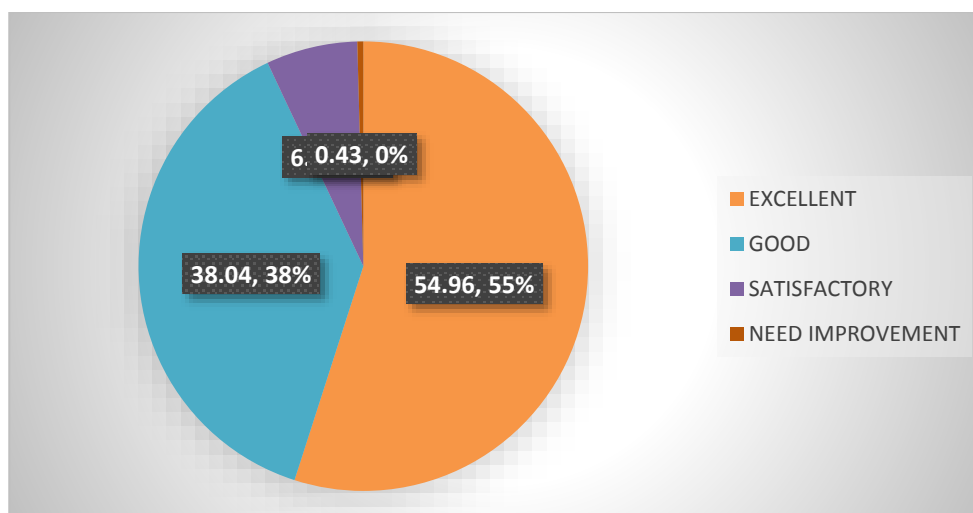
Q - 3: Relevance of syllabus for Project/Dissertation

EXCELLENT	GOOD	SATISFACTORY	NEED IMPROVEMENT
45.58	41.17	13.26	0.00



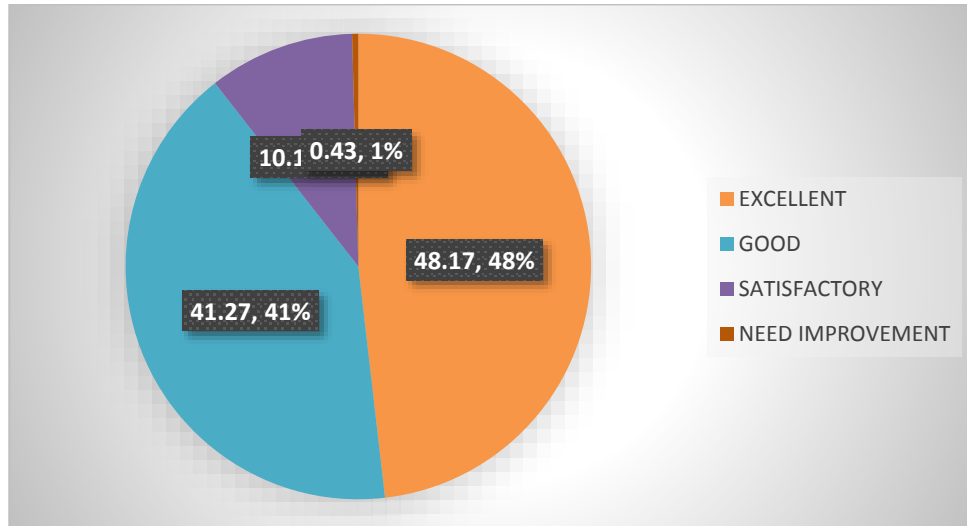
Q - 4: Learning outcomes in terms of concepts, knowledge, skills and analytical abilities

EXCELLENT	GOOD	SATISFACTORY	NEED IMPROVEMENT
54.96	38.04	6.57	0.43



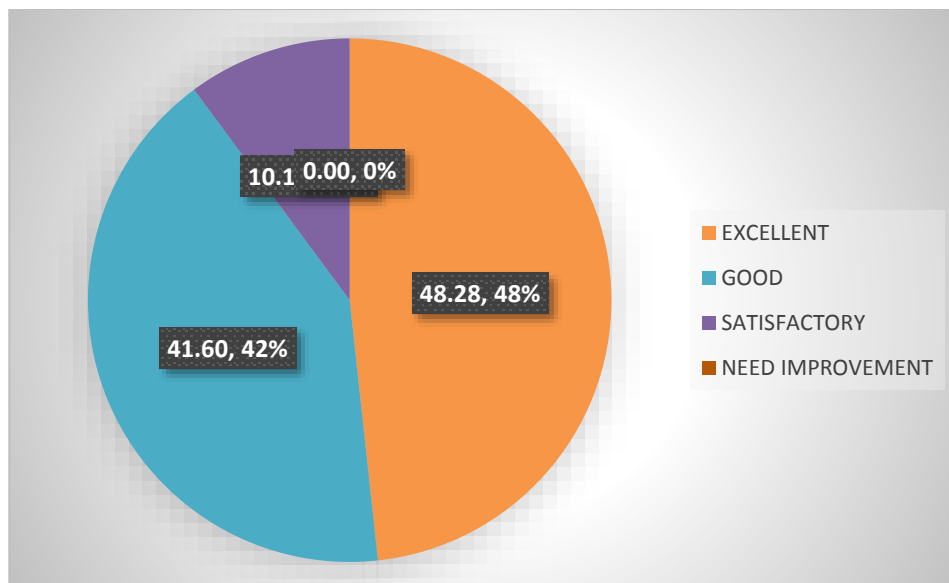
Q - 5: Depth of the Course Content

EXCELLENT	GOOD	SATISFACTORY	NEED IMPROVEMENT
48.17	41.27	10.13	0.43



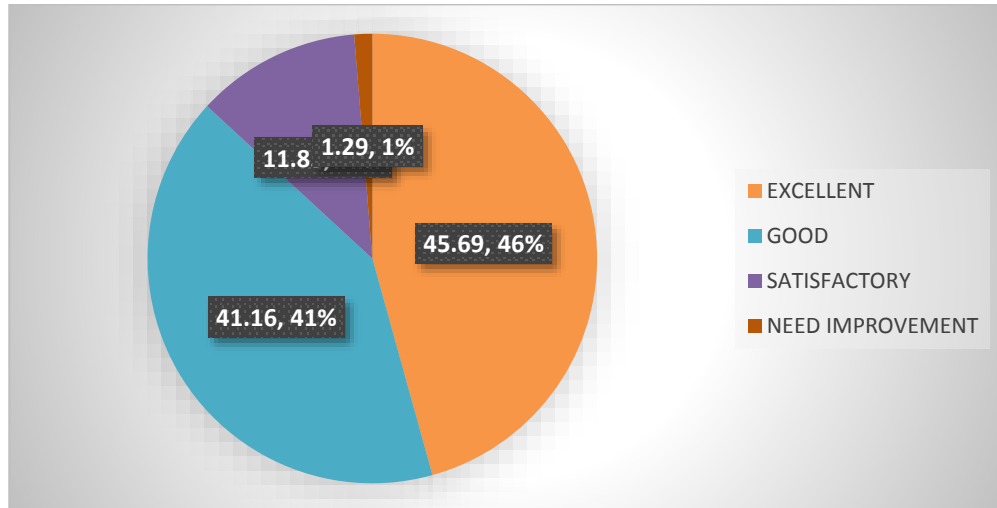
Q - 6: Course content prepares the student to pursue higher studies

EXCELLENT	GOOD	SATISFACTORY	NEED IMPROVEMENT
48.28	41.60	10.13	0.00



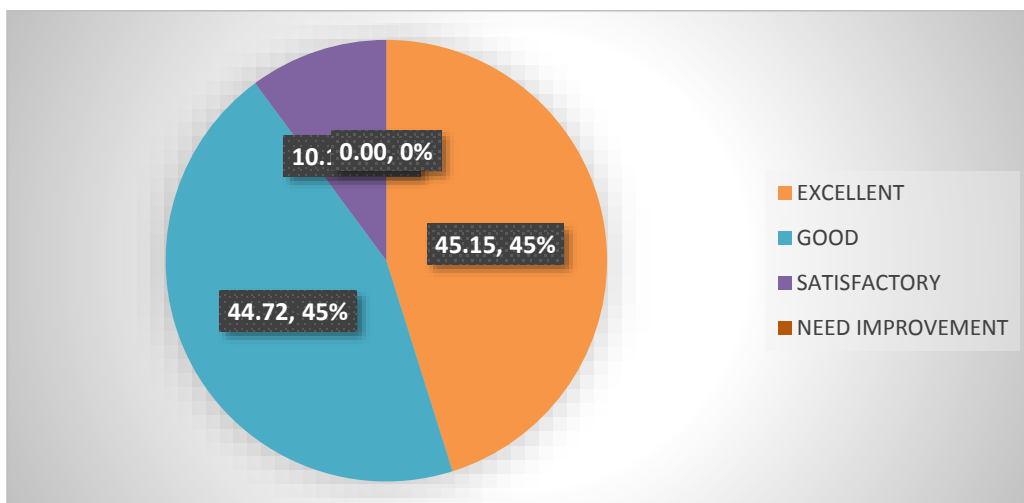
Q - 7: Course content prepares the student to face interviews

EXCELLENT	GOOD	SATISFACTORY	NEED IMPROVEMENT
45.69	41.16	11.85	1.29



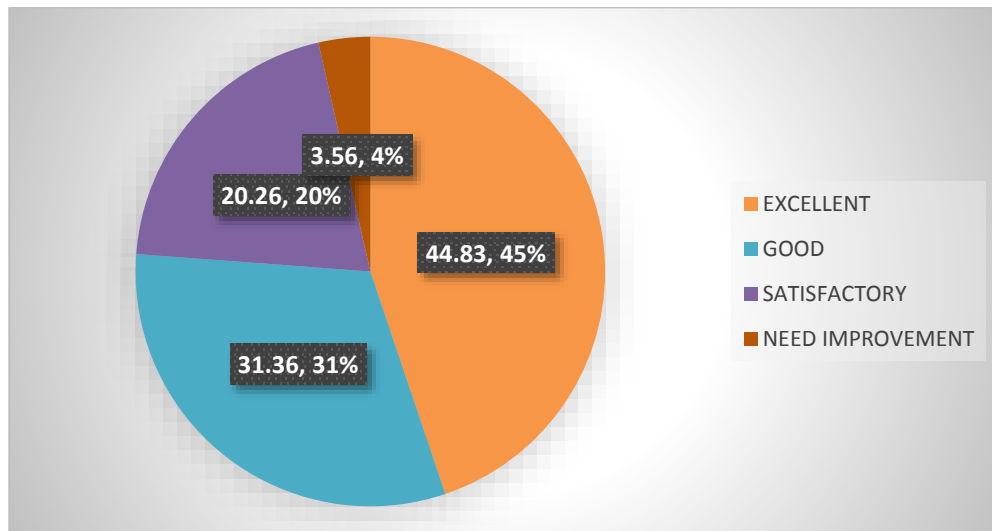
Q - 8: Course content prepares the student to qualify competitive / qualifying examination

EXCELLENT	GOOD	SATISFACTORY	NEED IMPROVEMENT
45.15	44.72	10.13	0.00



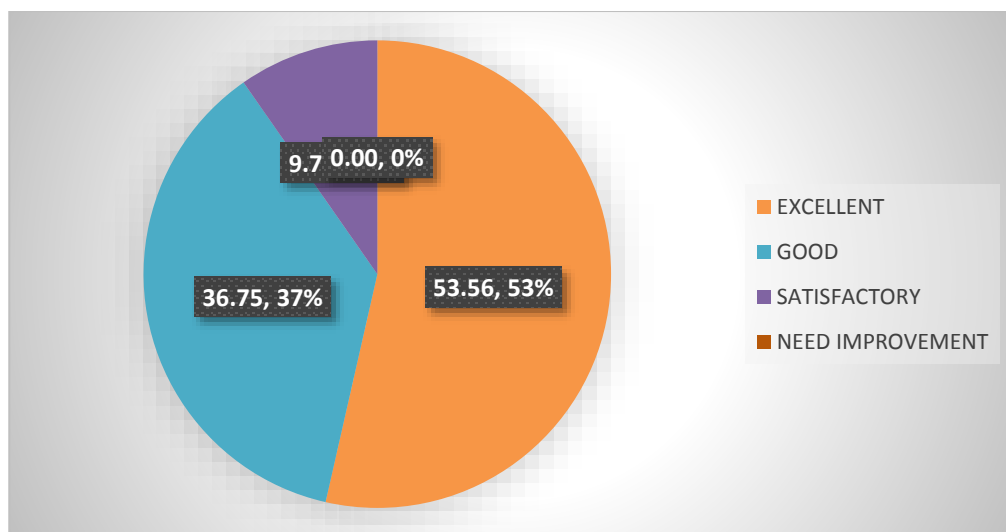
Q - 9: The library holdings for the course

EXCELLENT	GOOD	SATISFACTORY	NEED IMPROVEMENT
44.83	31.36	20.26	3.56



Q - 10: Overall rating

EXCELLENT	GOOD	SATISFACTORY	NEED IMPROVEMENT
53.56	36.75	9.70	0.00

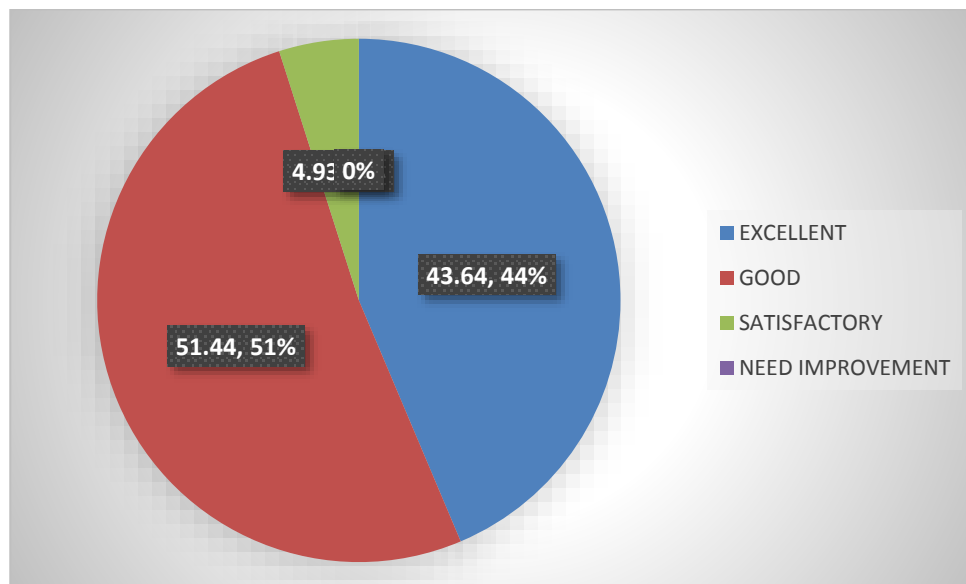


M.SC. MATHEMATICS

STUDENT RESPONSES (In Percentage)				
PARAMETERS	EXCELLENT	GOOD	SATISFACTORY	NEED IMPROVEMENT
Q - 1	43.64	51.44	4.93	0.00
Q - 2	42.18	47.97	9.86	0.00
Q - 3	18.20	67.15	11.89	2.76
Q - 4	26.02	63.54	9.35	1.09
Q - 5	36.92	50.99	6.59	5.51
Q - 6	29.00	63.32	4.93	2.76
Q - 7	13.89	75.09	8.84	2.18
Q - 8	20.75	68.82	6.59	3.84
Q - 9	32.94	47.99	16.89	2.18
Q - 10	34.54	56.19	7.10	2.18

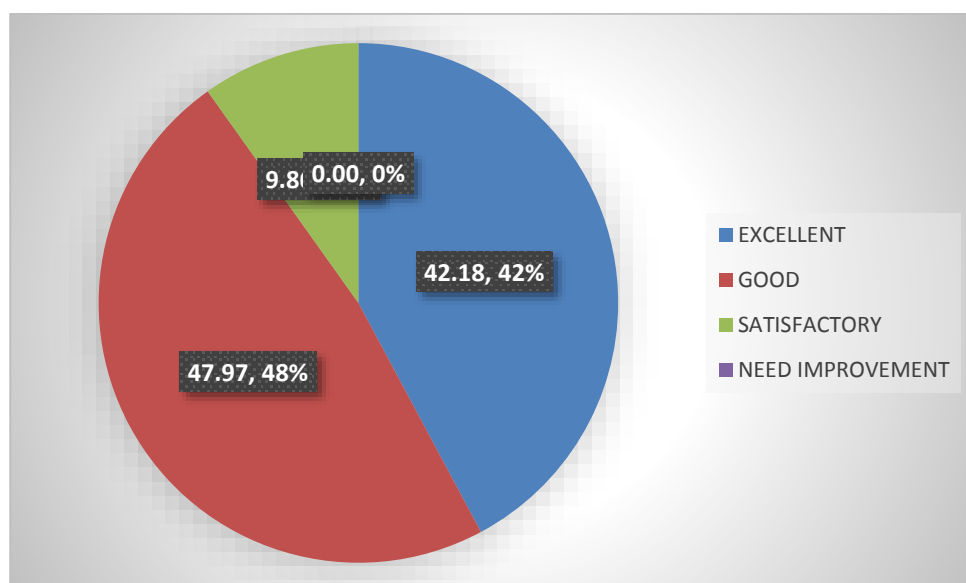
Q - 1: Relevance of syllabus for Core subjects

EXCELLENT	GOOD	SATISFACTORY	NEED IMPROVEMENT
43.64	51.44	4.93	0.00



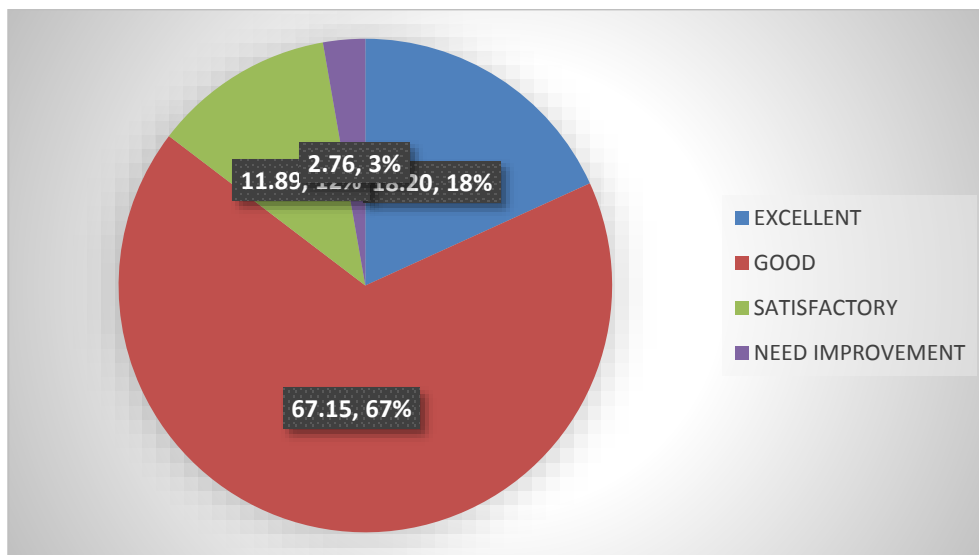
Q - 2: Relevance of syllabus for Elective subjects

EXCELLENT	GOOD	SATISFACTORY	NEED IMPROVEMENT
42.18	47.97	9.86	0.00



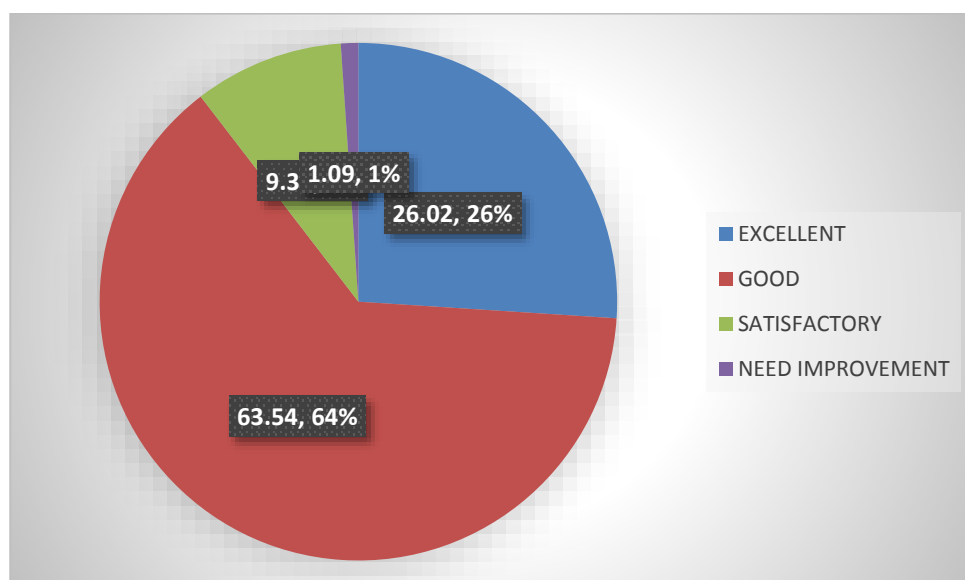
Q - 3: Relevance of syllabus for Project/Dissertation

EXCELLENT	GOOD	SATISFACTORY	NEED IMPROVEMENT
18.20	67.15	11.89	2.76



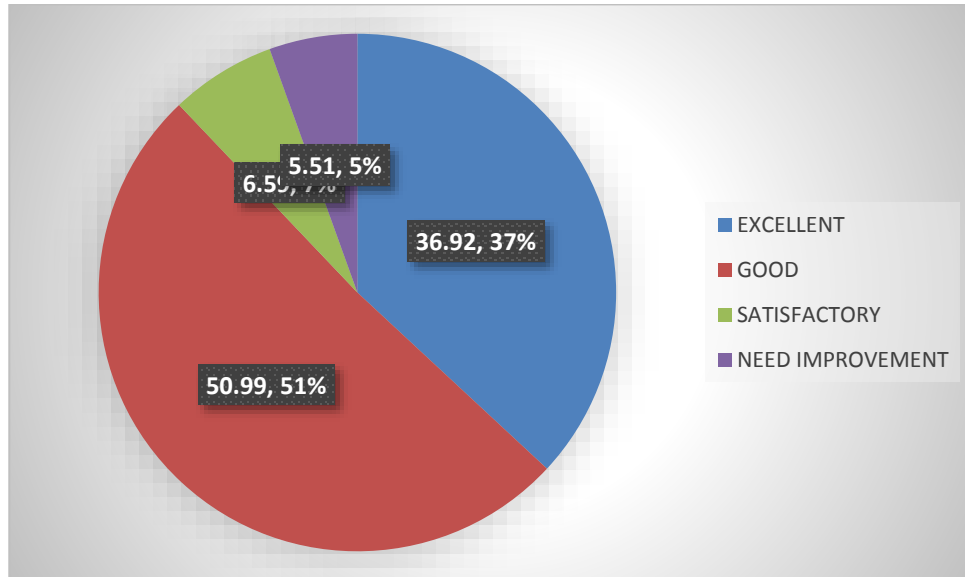
Q - 4: Learning outcomes in terms of concepts, knowledge, skills and analytical abilities

EXCELLENT	GOOD	SATISFACTORY	NEED IMPROVEMENT
26.02	63.54	9.35	1.09



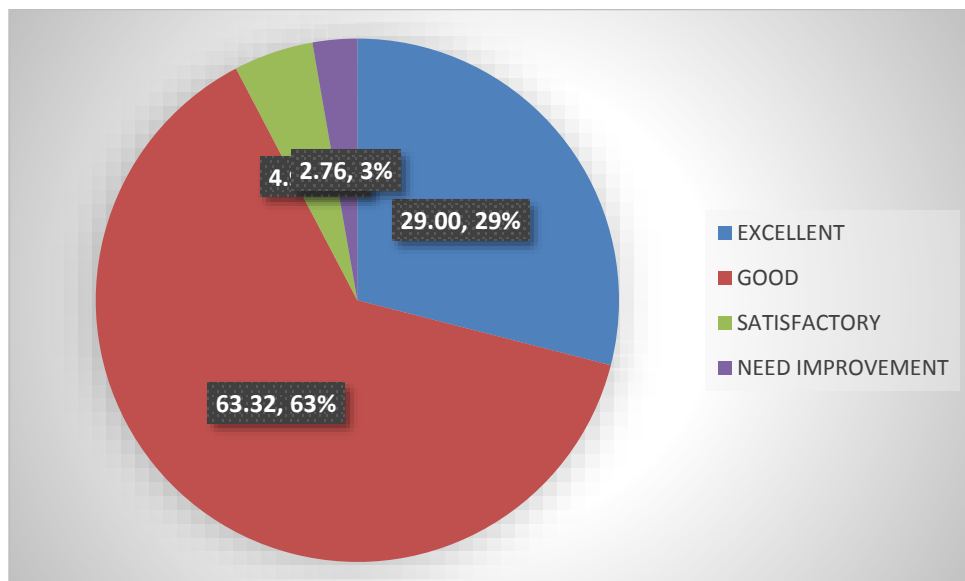
Q - 5: Depth of the Course Content

EXCELLENT	GOOD	SATISFACTORY	NEED IMPROVEMENT
36.92	50.99	6.59	5.51



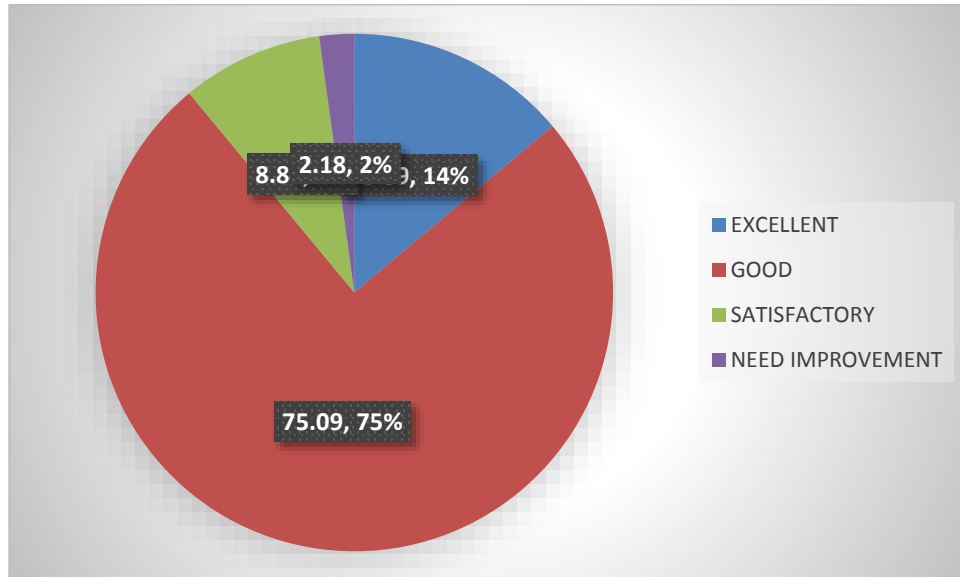
Q - 6: Course content prepares the student to pursue higher studies

EXCELLENT	GOOD	SATISFACTORY	NEED IMPROVEMENT
29.00	63.32	4.93	2.76



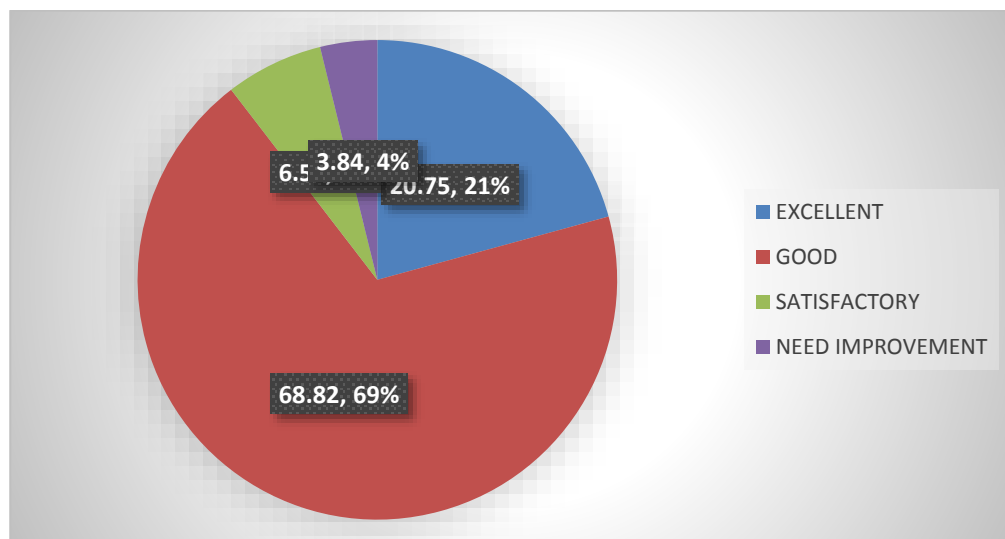
Q - 7: Course content prepares the student to face interviews

EXCELLENT	GOOD	SATISFACTORY	NEED IMPROVEMENT
13.89	75.09	8.84	2.18



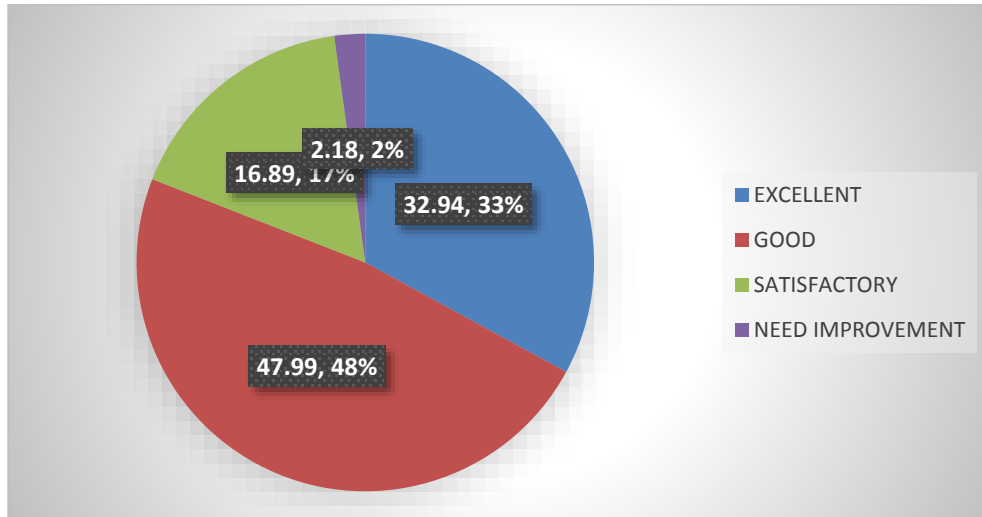
Q - 8: Course content prepares the student to qualify competitive / qualifying examination

EXCELLENT	GOOD	SATISFACTORY	NEED IMPROVEMENT
20.75	68.82	6.59	3.84



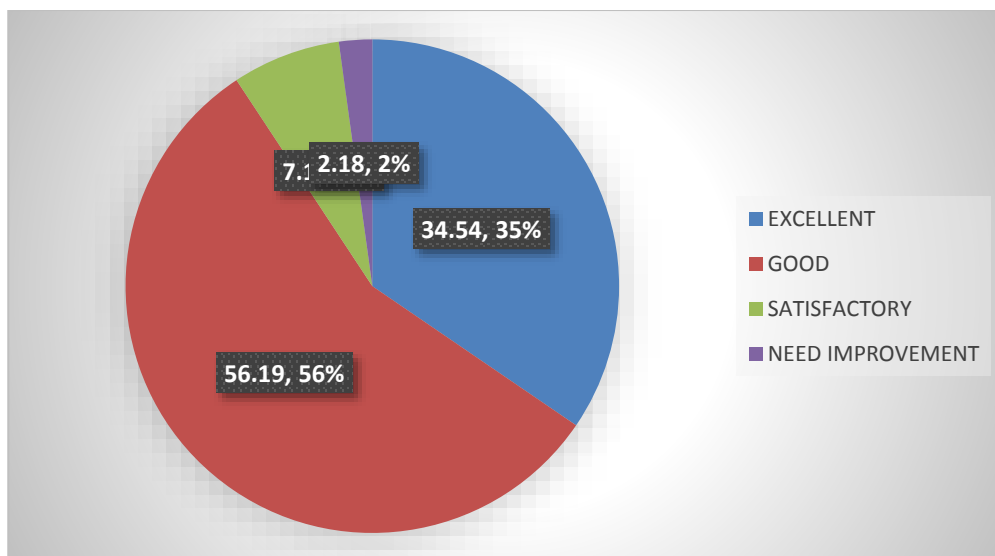
Q - 9: The library holdings for the course

EXCELLENT	GOOD	SATISFACTORY	NEED IMPROVEMENT
32.94	47.99	16.89	2.18



Q - 10: Overall rating

EXCELLENT	GOOD	SATISFACTORY	NEED IMPROVEMENT
34.54	56.19	7.10	2.18

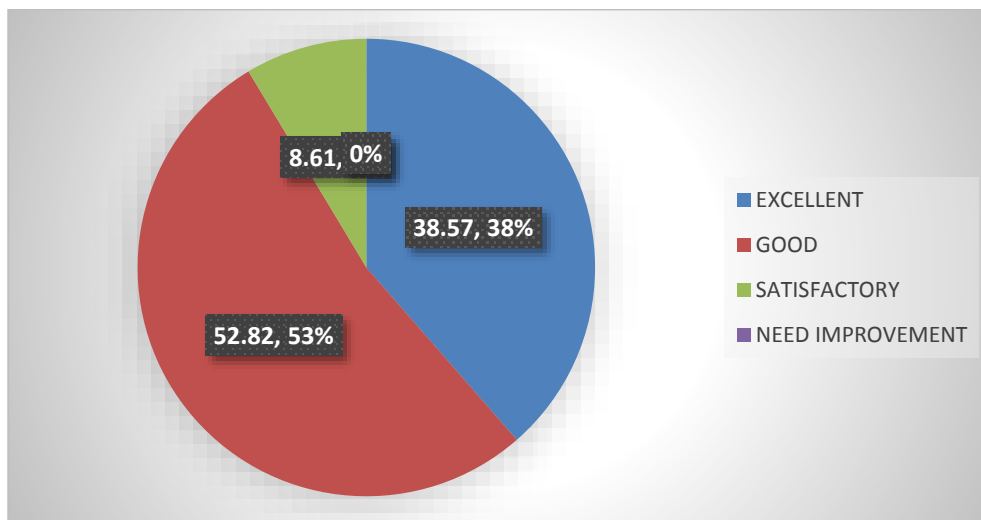


M.SC. ZOOLOGY

STUDENT RESPONSES (In Percentage)				
PARAMETERS	EXCELLENT	GOOD	SATISFACTORY	NEED IMPROVEMENT
Q - 1	38.57	52.82	8.61	0.00
Q - 2	38.63	48.52	12.85	0.00
Q - 3	32.76	47.48	17.97	1.79
Q - 4	21.82	57.86	20.33	0.00
Q - 5	34.52	49.70	15.79	0.00
Q - 6	41.67	42.36	15.97	0.00
Q - 7	25.52	51.21	22.13	1.14
Q - 8	33.61	44.45	21.95	0.00
Q - 9	29.90	46.90	19.50	3.71
Q - 10	38.71	44.36	16.93	0.00

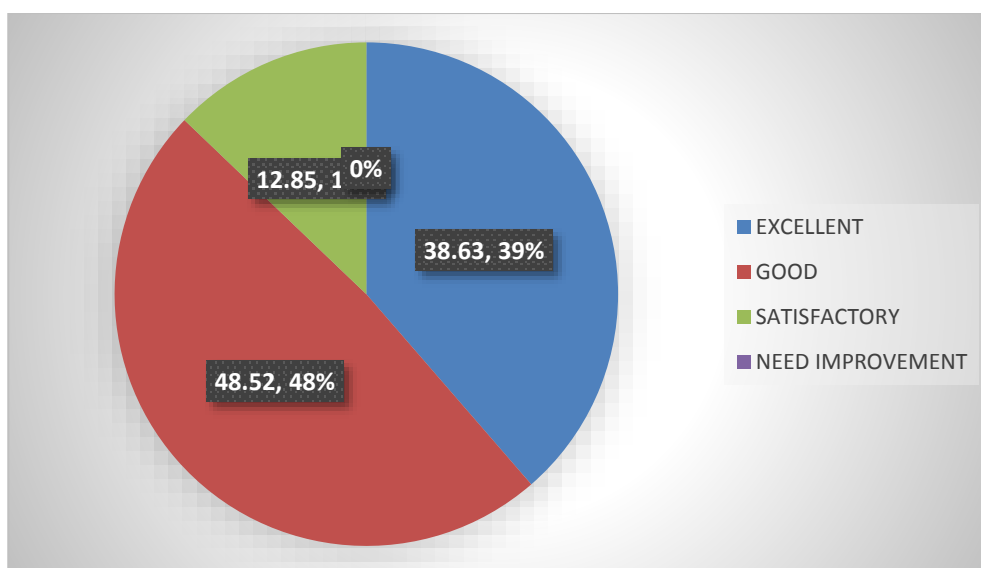
Q - 1: Relevance of syllabus for Core subjects

EXCELLENT	GOOD	SATISFACTORY	NEED IMPROVEMENT
38.57	52.82	8.61	0.00



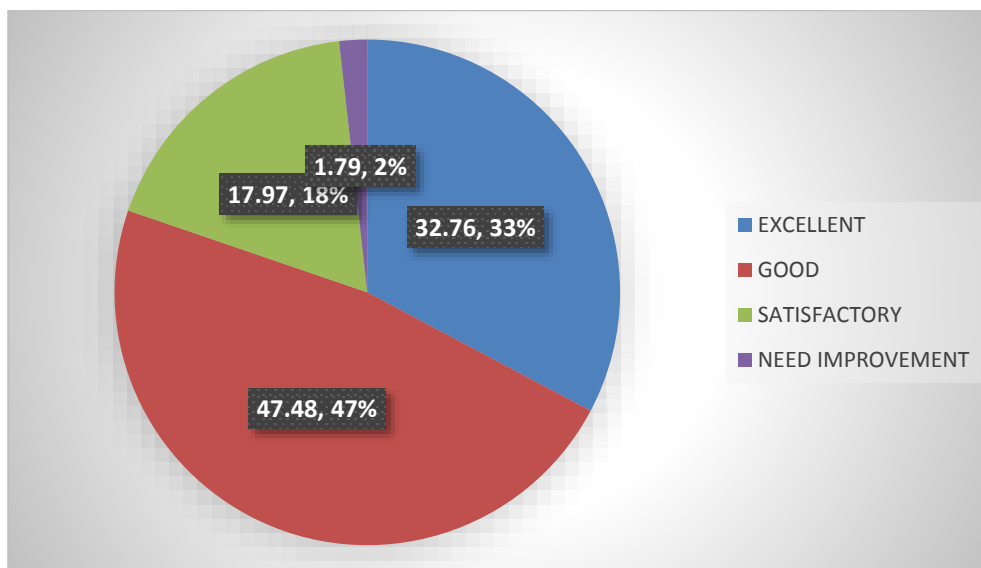
Q - 2: Relevance of syllabus for Elective subjects

EXCELLENT	GOOD	SATISFACTORY	NEED IMPROVEMENT
38.63	48.52	12.85	0.00



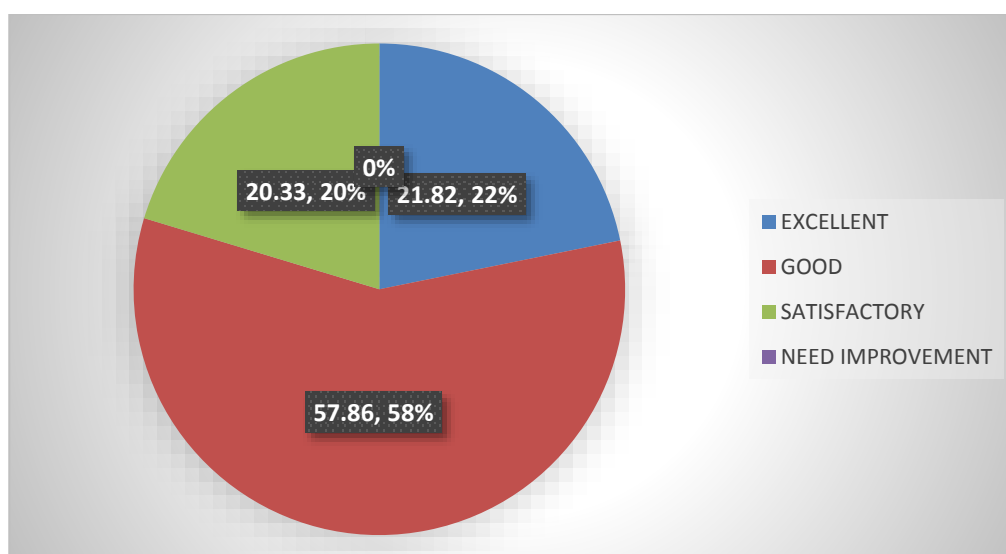
Q - 3: Relevance of syllabus for Project/Dissertation

EXCELLENT	GOOD	SATISFACTORY	NEED IMPROVEMENT
32.76	47.48	17.97	1.79



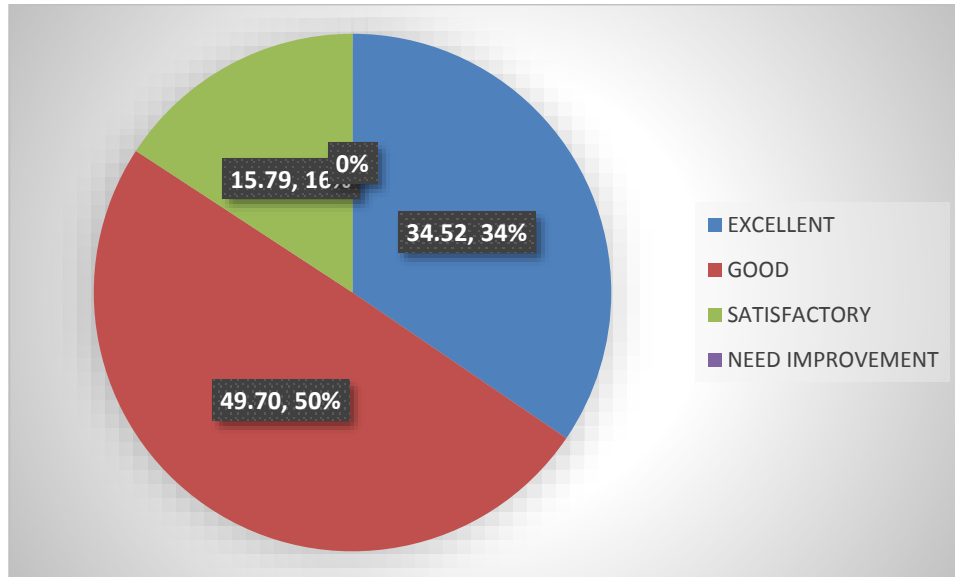
Q - 4: Learning outcomes in terms of concepts, knowledge, skills and analytical abilities

EXCELLENT	GOOD	SATISFACTORY	NEED IMPROVEMENT
21.82	57.86	20.33	0.00



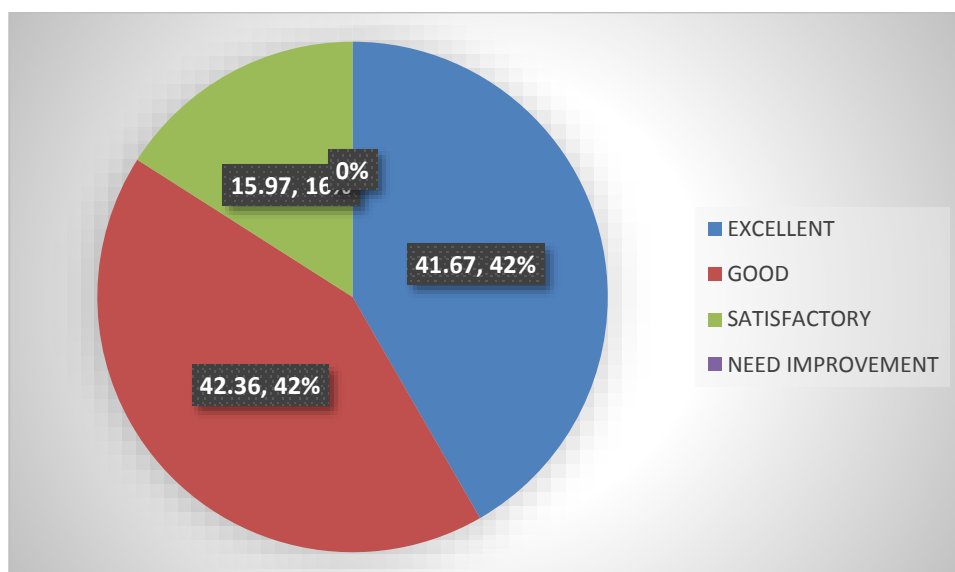
Q - 5: Depth of the Course Content

EXCELLENT	GOOD	SATISFACTORY	NEED IMPROVEMENT
34.52	49.70	15.79	0.00



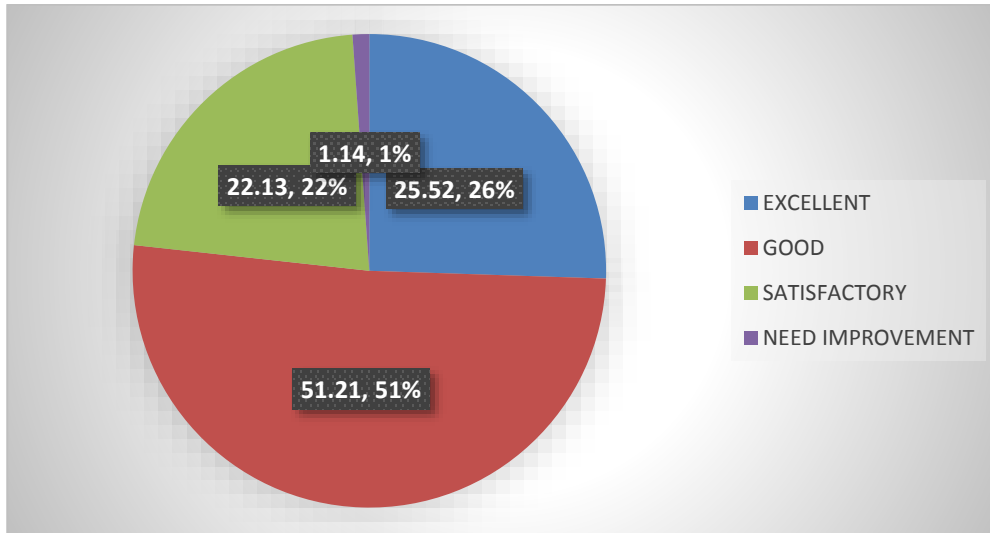
Q - 6: Course content prepares the student to pursue higher studies

EXCELLENT	GOOD	SATISFACTORY	NEED IMPROVEMENT
41.67	42.36	15.97	0.00



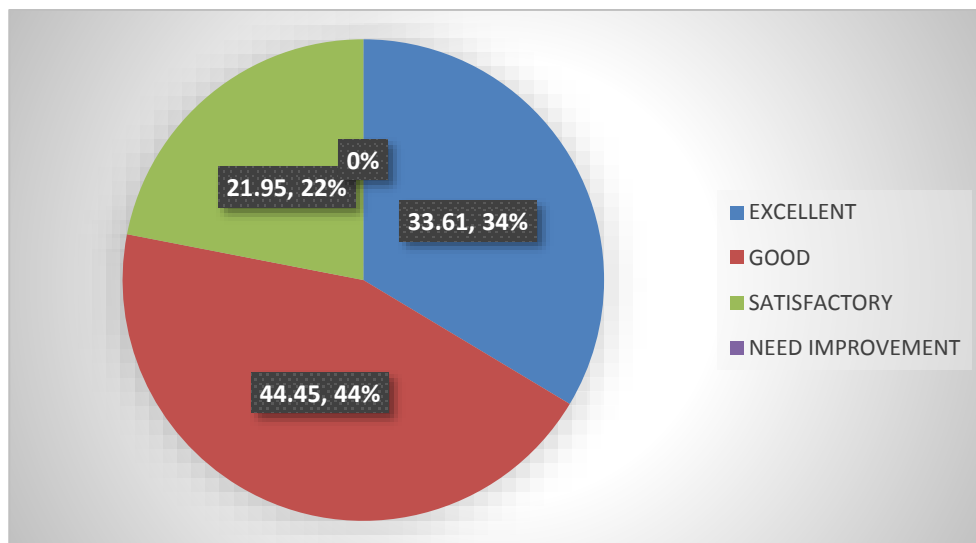
Q - 7: Course content prepares the student to face interviews

EXCELLENT	GOOD	SATISFACTORY	NEED IMPROVEMENT
25.52	51.21	22.13	1.14



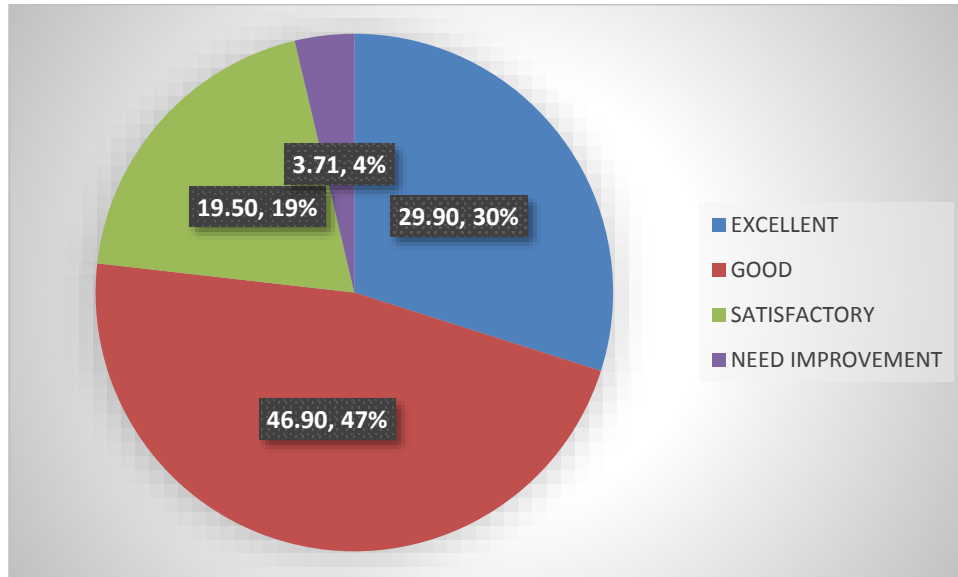
Q - 8: Course content prepares the student to qualify competitive / qualifying examination

EXCELLENT	GOOD	SATISFACTORY	NEED IMPROVEMENT
33.61	44.45	21.95	0.00



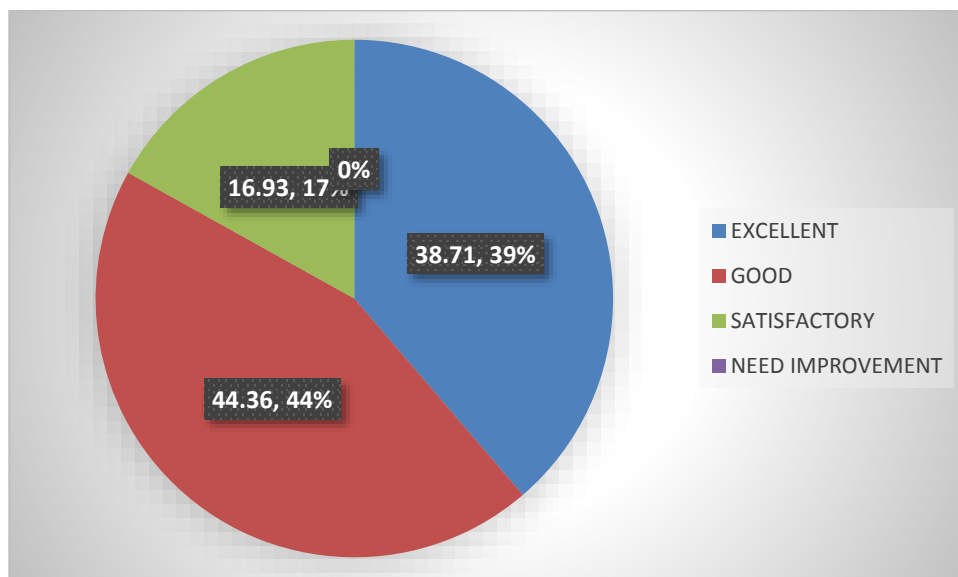
Q - 9: The library holdings for the course

EXCELLENT	GOOD	SATISFACTORY	NEED IMPROVEMENT
29.90	46.90	19.50	3.71



Q - 10: Overall rating

EXCELLENT	GOOD	SATISFACTORY	NEED IMPROVEMENT
38.71	44.36	16.93	0.00

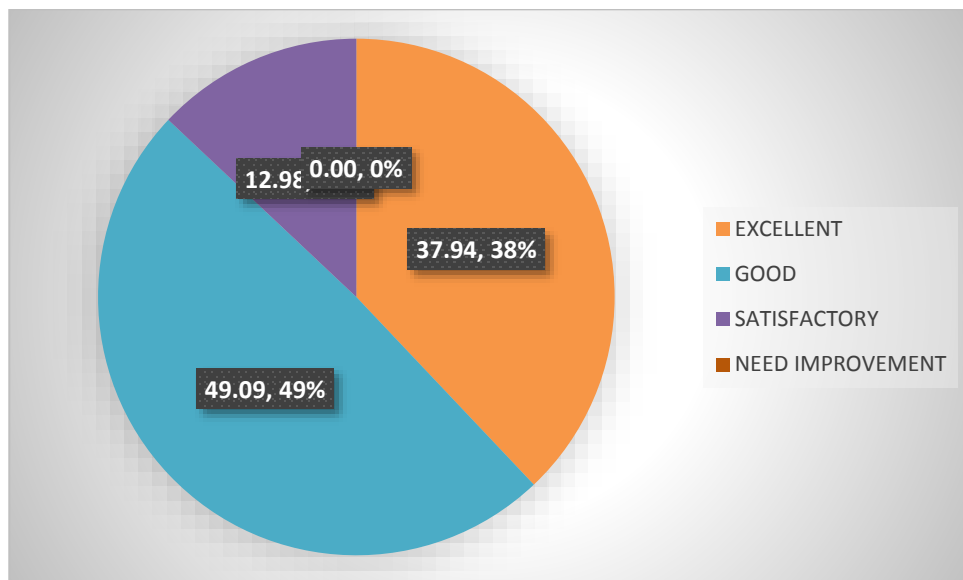


MASTER OF SOCIAL WORK

STUDENT RESPONSES (In Percentage)				
PARAMETERS	EXCELLENT	GOOD	SATISFACTORY	NEED IMPROVEMENT
Q - 1	37.94	49.09	12.98	0.00
Q - 2	29.67	63.43	6.91	0.00
Q - 3	28.04	55.99	15.97	0.00
Q - 4	28.28	55.16	16.56	0.00
Q - 5	26.69	54.59	18.72	0.00
Q - 6	22.03	52.35	24.79	0.83
Q - 7	34.93	43.59	21.48	0.00
Q - 8	25.86	50.17	23.14	0.83
Q - 9	34.68	39.93	20.39	5.00
Q - 10	29.12	52.17	18.72	0.00

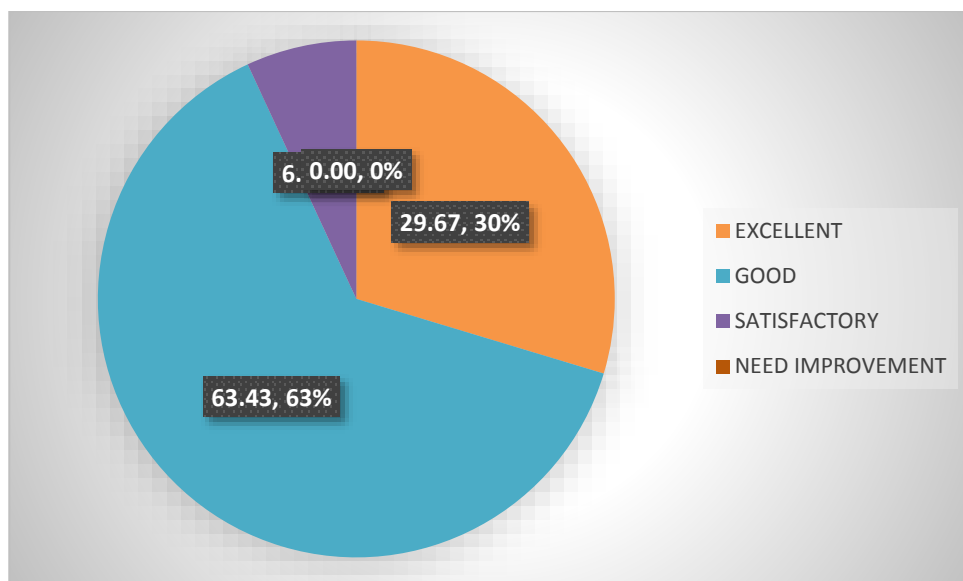
Q - 1: Relevance of syllabus for Core subjects

EXCELLENT	GOOD	SATISFACTORY	NEED IMPROVEMENT
37.94	49.09	12.98	0.00



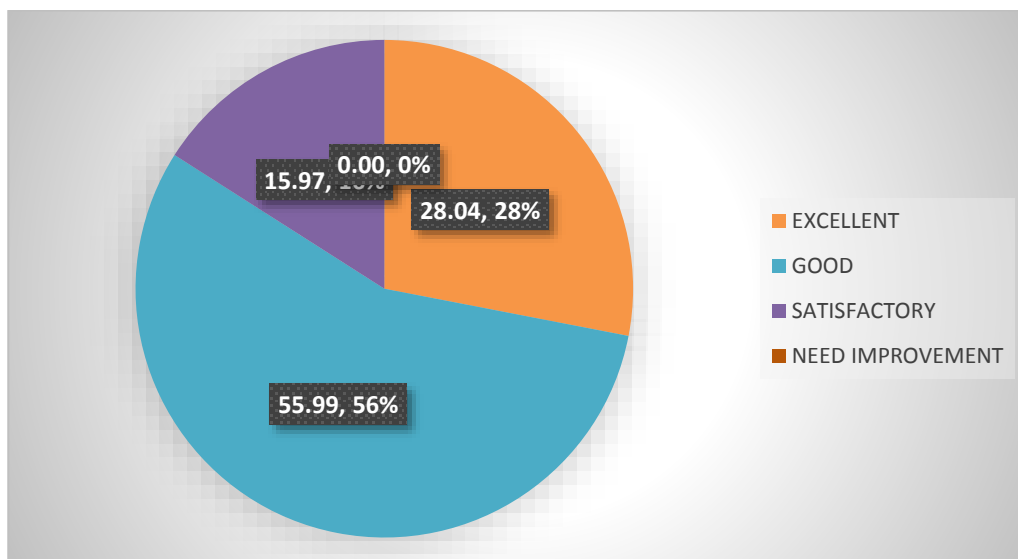
Q - 2: Relevance of syllabus for Elective subjects

EXCELLENT	GOOD	SATISFACTORY	NEED IMPROVEMENT
29.67	63.43	6.91	0.00



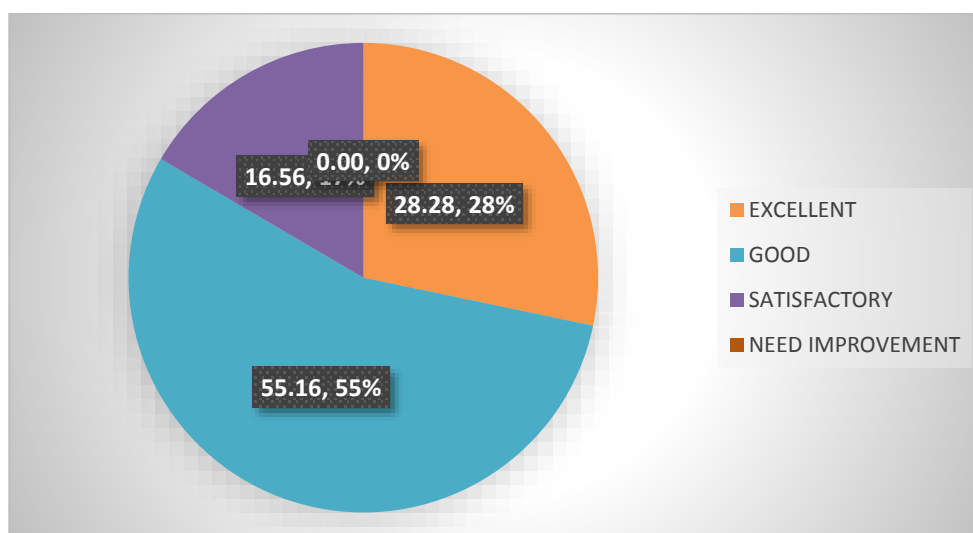
Q – 3: Relevance of syllabus for Project/Dissertation

EXCELLENT	GOOD	SATISFACTORY	NEED IMPROVEMENT
28.04	55.99	15.97	0.00



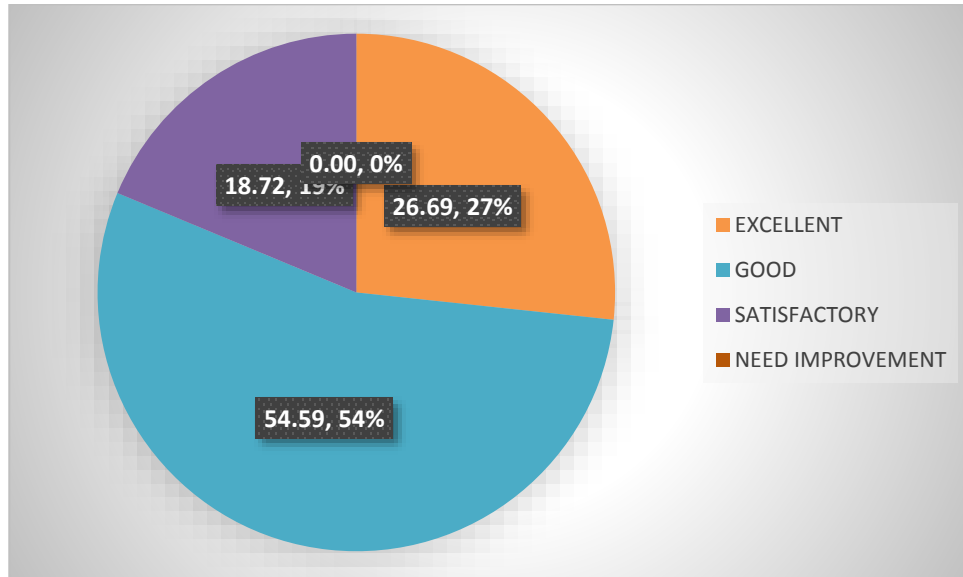
Q - 4 : Learning outcomes in terms of concepts, knowledge, skills and analytical abilities

EXCELLENT	GOOD	SATISFACTORY	NEED IMPROVEMENT
28.28	55.16	16.56	0.00



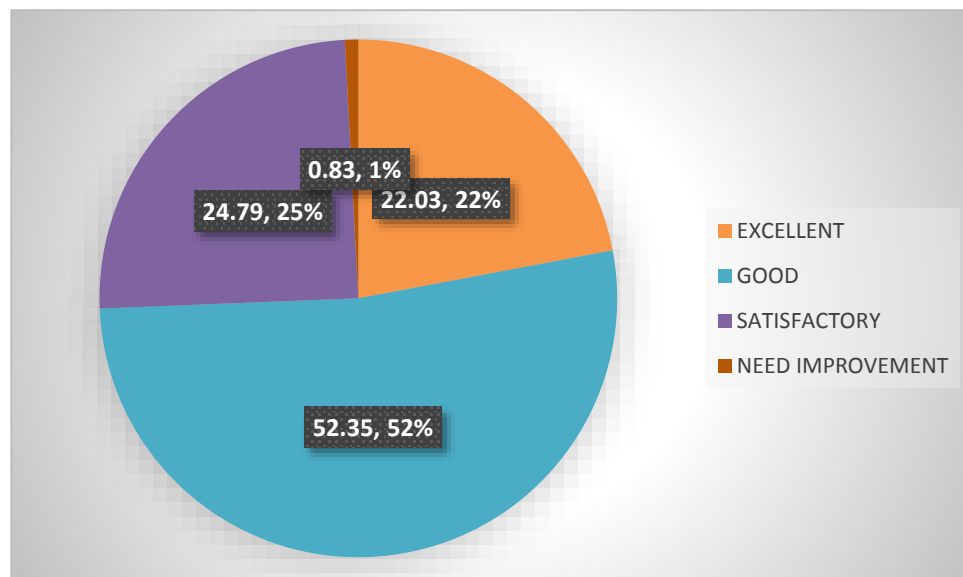
Q - 5: Depth of the Course Content

EXCELLENT	GOOD	SATISFACTORY	NEED IMPROVEMENT
26.69	54.59	18.72	0.00



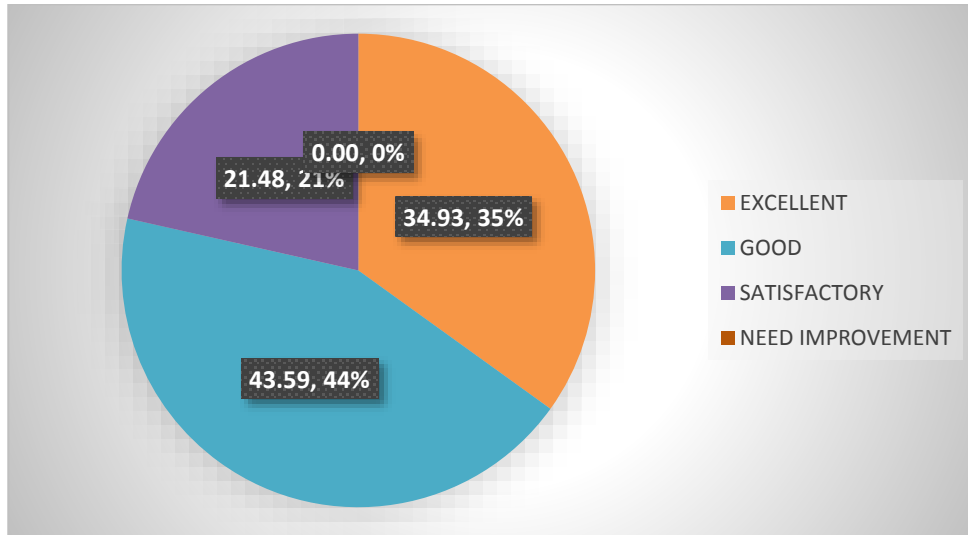
Q - 6 : Course content prepares the student to pursue higher studies

EXCELLENT	GOOD	SATISFACTORY	NEED IMPROVEMENT
22.03	52.35	24.79	0.83



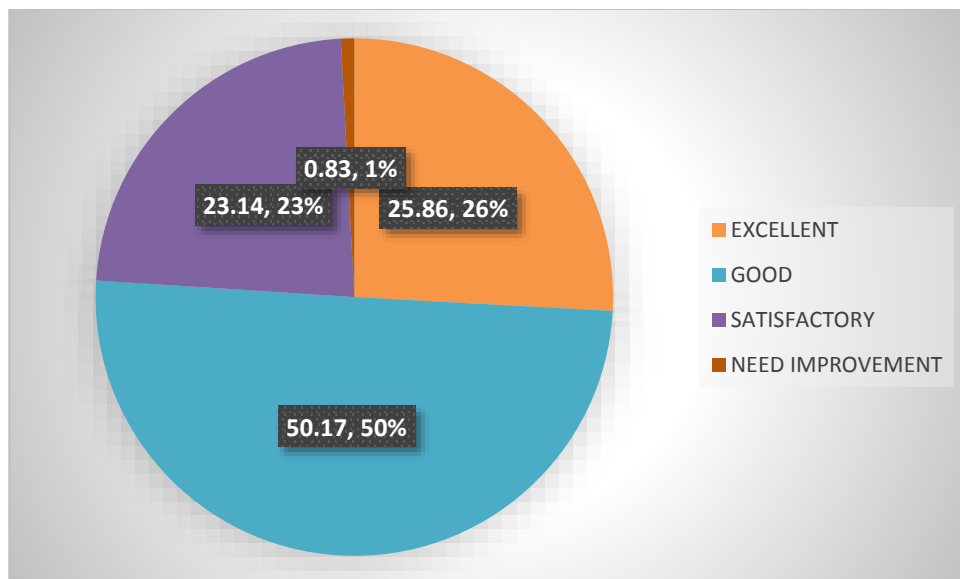
Q - 7: Course content prepares the student to face interviews

EXCELLENT	GOOD	SATISFACTORY	NEED IMPROVEMENT
34.93	43.59	21.48	0.00



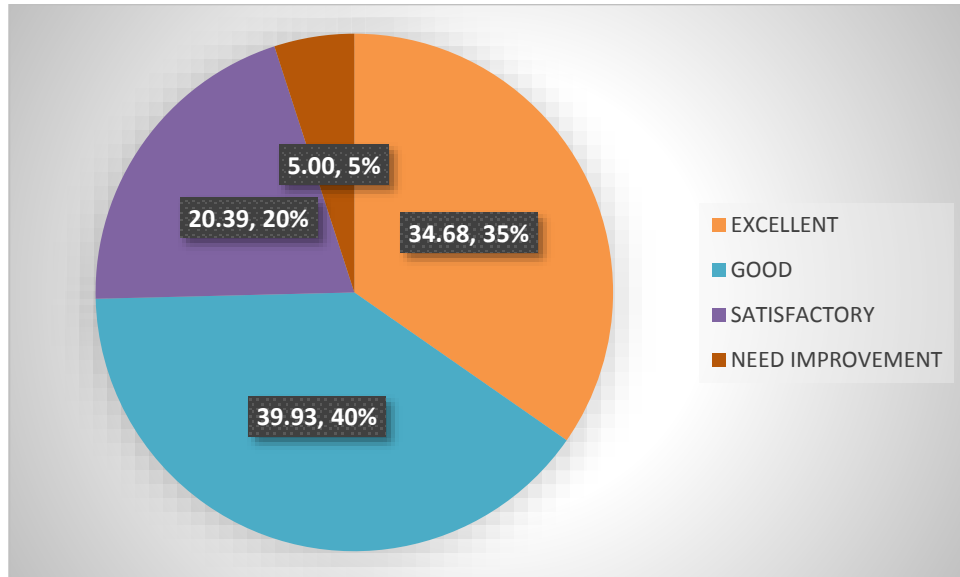
Q - 8: Course content prepares the student to qualify competitive / qualifying examination

EXCELLENT	GOOD	SATISFACTORY	NEED IMPROVEMENT
25.86	50.17	23.14	0.83



Q - 9: The library holdings for the course

EXCELLENT	GOOD	SATISFACTORY	NEED IMPROVEMENT
34.68	39.93	20.39	5.00



Q - 10: Overall rating

EXCELLENT	GOOD	SATISFACTORY	NEED IMPROVEMENT
29.12	52.17	18.72	0.00

