

# **GURU NANAK COLLEGE (AUTONOMOUS)**

**Affiliated to University of Madras and Accredited at A Grade by NAAC**

**An ISO 9001:2015 Certified Institution**

**Guru Nanak Salai, Velachery, Chennai – 600 042**



## **TEACHERS FEEDBACK REPORT**

**2019-20**

## TEACHERS' FEEDBACK

1. Relevance of curriculum to the Local, Regional, National and global developmental needs
  - Excellent
  - Good
  - Satisfactory
  - Needs Improvement
  
2. The mechanism for periodic curriculum revision
  - Excellent
  - Good
  - Satisfactory
  - Needs Improvement
  
3. Relevance of curriculum for current trends and industrial requirements
  - Excellent
  - Good
  - Satisfactory
  - Needs Improvement
  
4. The curriculum focus on employability, entrepreneurship and skill development
  - Excellent
  - Good
  - Satisfactory
  - Needs Improvement
  
5. Learning outcomes in terms of concepts, Knowledge, skills and analytical abilities
  - Excellent
  - Good
  - Satisfactory
  - Needs Improvement

6. Allotment of teaching hours to complete the syllabus
  - Excellent
  - Good
  - Satisfactory
  - Needs Improvement
  
7. Adaptability of the curriculum for enhancement of knowledge and skill through Projects and hands on training.
  - Excellent
  - Good
  - Satisfactory
  - Needs Improvement
  
8. Scope for practical exposure through internship/ Field visits/ Industrial Visits and research activities in the curriculum
  - Excellent
  - Good
  - Satisfactory
  - Needs Improvement
  
9. In-depth subject knowledge provided through course content
  - Excellent
  - Good
  - Satisfactory
  - Needs Improvement
  
10. Course content facilitate the students for higher education and competitive exams
  - Excellent
  - Good
  - Satisfactory
  - Needs Improvement
  
11. Impact of Multi-disciplinary learning approach towards the holistic development of the students
  - Excellent
  - Good
  - Satisfactory
  - Needs Improvement

12.Scope of Capability enhancement through Soft skills and NME

- Excellent
- Good
- Satisfactory
- Needs Improvement

13.The evaluation tools in the curriculum are

- Excellent
- Good
- Satisfactory
- Needs Improvement

14.References for learning materials indicated in the course syllabus

- Excellent
- Good
- Satisfactory
- Needs Improvement

15.Overall Rating for the curriculum

- Excellent
- Good
- Satisfactory
- Needs Improvement

**TEACHERS FEEDBACK  
(2019-20)  
SEMESTER I**

TOTAL NO OF TEACHERS RESPONDED =225

PARAMETERS	TEACHERS RESPONSE (IN PERCENTAGE)				AVERAGE
	Excellent	Good	Satisfactory	Need Improvement	
Q - 1	81.78	16.44	1.33	0.44	94.89
Q - 2	76.44	23.11	0.44	0	94
Q - 3	75.56	20.44	3.56	0.44	92.78
Q - 4	73.33	23.11	3.56	0	92.44
Q - 5	77.78	20.89	1.33	0	94.11
Q - 6	77.78	19.11	3.11	0	93.67
Q - 7	72.89	21.78	5.33	0	91.89
Q - 8	63.56	31.56	4.89	0	89.67
Q - 9	79.11	19.11	1.78	0	94.33
Q - 10	76.89	20.44	2.67	0	93.56
Q - 11	75.56	19.56	4.89	0	92.67
Q - 12	73.78	22.67	3.56	0	92.56
Q - 13	75.56	21.33	3.11	0	93.11
Q - 14	79.11	18.67	2.22	0	94.22
Q - 15	81.78	17.33	0.89	0	95.22

**TEACHERS FEDBACK  
(2019-20)  
SEMESTER II**

TOTAL NO OF TEACHERS RESPONDED =228

PARAMETERS	Teachers Response (In Percentage)				Average
	Excellent	Good	Satisfactory	Need Improvement	
Q - 1	79.39	19.3	0.88	0.44	94.41
Q - 2	75.44	23.25	1.32	0	93.53
Q - 3	73.25	22.81	3.51	0.44	92.21
Q - 4	78.95	19.74	1.32	0	94.41
Q - 5	80.26	17.11	2.63	0	94.41
Q - 6	79.82	17.54	2.63	0	94.3
Q - 7	74.56	21.05	4.39	0	92.54
Q - 8	68.42	27.19	4.39	0	91.01
Q - 9	77.63	20.61	1.75	0	93.97
Q - 10	75.88	22.81	1.32	0	93.64
Q - 11	74.12	21.93	3.95	0	92.54
Q - 12	78.07	19.3	2.63	0	93.86
Q - 13	76.75	20.61	2.63	0	93.53
Q - 14	78.07	19.3	2.63	0	93.86
Q - 15	81.14	18.42	0.44	0	95.18

**TEACHERS FEDBACK  
(2019-20)**

**SEMESTER III**

TOTAL NO OF TEACHERS RESPONDED =227

PARAMETERS	TEACHERS RESPONSE (IN PERCENTAGE)				AVERAGE
	Excellent	Good	Satisfactory	Need Improvement	
Q - 1	81.5	17.18	0.88	0.44	94.93
Q - 2	74.89	23.79	1.32	0	93.39
Q - 3	71.81	22.91	4.85	0.44	91.52
Q - 4	78.41	18.5	3.08	0	93.83
Q - 5	80.62	18.06	1.32	0	94.82
Q - 6	78.41	19.38	2.2	0	94.05
Q - 7	70.93	25.55	3.52	0	91.85
Q - 8	69.16	26.43	4.41	0	91.19
Q - 9	78.41	19.38	2.2	0	94.05
Q - 10	74.89	23.35	1.76	0	93.28
Q - 11	74.45	22.91	2.64	0	92.95
Q - 12	71.37	25.11	3.52	0	91.96
Q - 13	78.41	19.82	1.76	0	94.16
Q - 14	78.85	19.38	1.76	0	94.27
Q - 15	80.62	18.5	0.88	0	94.93

**TEACHERS FEDBACK  
(2019-20)  
SEMESTER IV**

TOTAL NO OF TEACHERS RESPONDED =231

PARAMETERS	TEACHERS RESPONSE (IN PERCENTAGE)				AVERAGE
	Excellent	Good	Satisfactory	Need Improvement	
Q - 1	81.82	16.88	0.87	0.43	95.02
Q - 2	75.76	22.94	1.3	0	93.61
Q - 3	73.59	22.94	3.03	0.43	92.42
Q - 4	78.35	18.61	3.03	0	93.83
Q - 5	77.49	22.08	0.43	0	94.26
Q - 6	79.65	18.61	1.73	0	94.48
Q - 7	75.76	20.35	3.9	0	92.97
Q - 8	70.13	25.97	3.9	0	91.56
Q - 9	80.09	18.18	1.73	0	94.59
Q - 10	77.49	20.78	1.73	0	93.94
Q - 11	74.89	22.51	2.6	0	93.07
Q - 12	73.59	23.38	3.03	0	92.64
Q - 13	76.62	21.21	2.16	0	93.61
Q - 14	79.65	18.61	1.73	0	94.48
Q - 15	81.82	17.32	0.87	0	95.24



**TEACHERS FEDBACK  
(2019-20)  
SEMESTER V**

TOTAL NO OF TEACHERS RESPONDED =165

PARAMETERS	TEACHERS RESPONSE (IN PERCENTAGE)				AVERAGE
	Excellent	Good	Satisfactory	Need Improvement	
Q - 1	80.61	17.58	1.82	0	94.7
Q - 2	74.55	24.24	1.21	0	93.33
Q - 3	72.73	25.45	1.21	0.61	92.58
Q - 4	77.58	20	1.82	0.61	93.64
Q - 5	75.76	22.42	1.82	0	93.48
Q - 6	75.76	20	4.24	0	92.88
Q - 7	73.94	22.42	3.03	0.61	92.42
Q - 8	70.91	24.85	3.64	0.61	91.52
Q - 9	78.18	20.61	1.21	0	94.24
Q - 10	81.21	16.36	2.42	0	94.7
Q - 11	73.94	21.21	4.85	0	92.27
Q - 12	73.33	24.24	2.42	0	92.73
Q - 13	78.18	20	1.82	0	94.09
Q - 14	80.61	18.18	0.61	0.61	94.7
Q - 15	79.39	19.39	1.21	0	94.55

**TEACHERS FEDBACK  
(2019-20)  
SEMESTER VI**

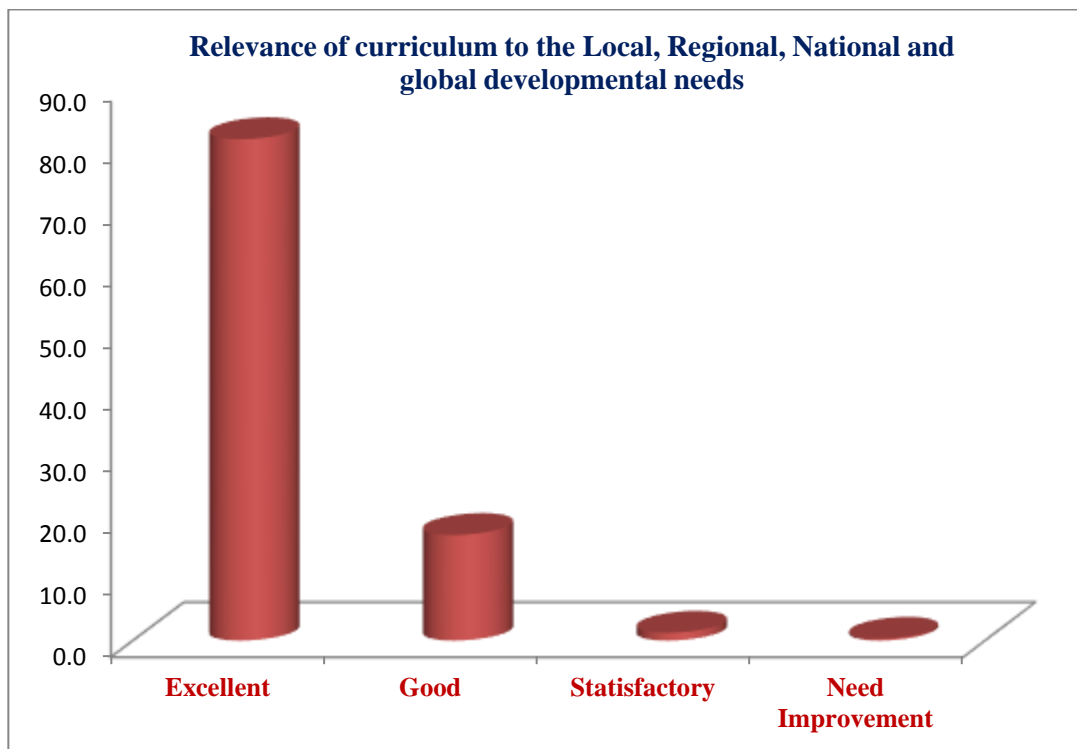
TOTAL NO OF TEACHERS RESPONDED =167

PARAMETERS	TEACHERS RESPONSE (IN PERCENTAGE)				AVERAGE
	Excellent	Good	Satisfactory	Need Improvement	
Q - 1	82.63	15.57	1.8	0	95.21
Q - 2	74.85	23.95	0.6	0.6	93.26
Q - 3	77.84	19.16	2.4	0.6	93.56
Q - 4	78.44	17.96	2.99	0.6	93.56
Q - 5	81.44	15.57	2.4	0.6	94.46
Q - 6	74.25	23.35	2.4	0	92.96
Q - 7	76.05	20.36	2.99	0.6	92.96
Q - 8	68.86	26.35	4.19	0.6	90.87
Q - 9	79.04	19.16	1.8	0	94.31
Q - 10	79.04	19.76	1.2	0	94.46
Q - 11	74.85	21.56	2.99	0.6	92.66
Q - 12	74.85	21.56	3.59	0	92.81
Q - 13	74.25	24.55	1.2	0	93.26
Q - 14	79.04	18.56	2.4	0	94.16
Q - 15	79.64	19.76	0.6	0	94.76

PARAMETERS		TEACHERS RESPONSE (IN PERCENTAGE)				Average
		Excellent	Good	Satisfactory	Need Improve ment	
Q - 1	Relevance of curriculum to the Local, Regional, National and global	81.3	17.2	1.3	0.3	94.9
Q - 2	The mechanism for periodic curriculum revision	75.3	23.5	1.0	0.1	93.5
Q - 3	Relevance of curriculum for current trends and industrial requirements	74.1	22.3	3.1	0.5	92.5
Q - 4	The curriculum focus on employability, entrepreneurship and skill development	77.5	19.7	2.6	0.2	93.6
Q - 5	Learning outcomes in terms of concepts, Knowledge, skills and analytical abilities	78.9	19.4	1.7	0.1	94.3
Q - 6	Allotment of teaching hours to complete the syllabus	77.6	19.7	2.7	0.0	93.7
Q - 7	Adaptability of the curriculum for enhancement of knowledge and skill through Projects and hands on training	74.0	21.9	3.9	0.2	92.4
Q - 8	Scope for practical exposure through internship/ Field visits/ Industrial Visits and research activities in the curriculum	68.5	27.1	4.2	0.2	91.0
Q - 9	In-depth subject knowledge provided through course content	78.7	19.5	1.7	0.0	94.2
Q - 10	Course content facilitate the students for higher education and competitive exams	77.6	20.6	1.9	0.0	93.9
Q - 11	Impact of Multi-disciplinary learning approach towards the holistic development of the students	74.6	21.6	3.7	0.1	92.7
Q - 12	Scope of Capability enhancement through Soft skills and NME	74.2	22.7	3.1	0.0	92.8
Q - 13	The evaluation tools in the curriculum are	76.6	21.3	2.1	0.0	93.6
Q - 14	References for learning materials indicated in the course syllabus	79.2	18.8	1.9	0.1	94.3
Q - 15	Overall Rating for the curriculum	80.7	18.5	0.8	0.0	95.0

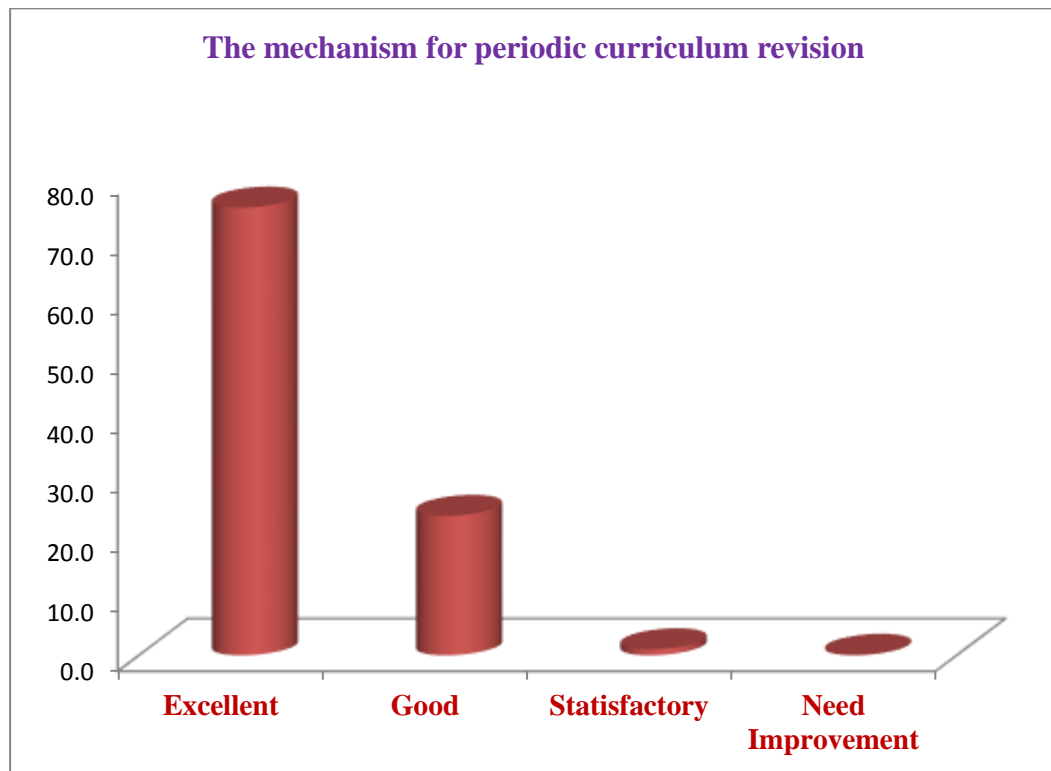
## 1. Relevance of curriculum to the Local, Regional, National and global developmental needs

Excellent	Good	Satisfactory	Need Improvement
81.3	17.2	1.3	0.3



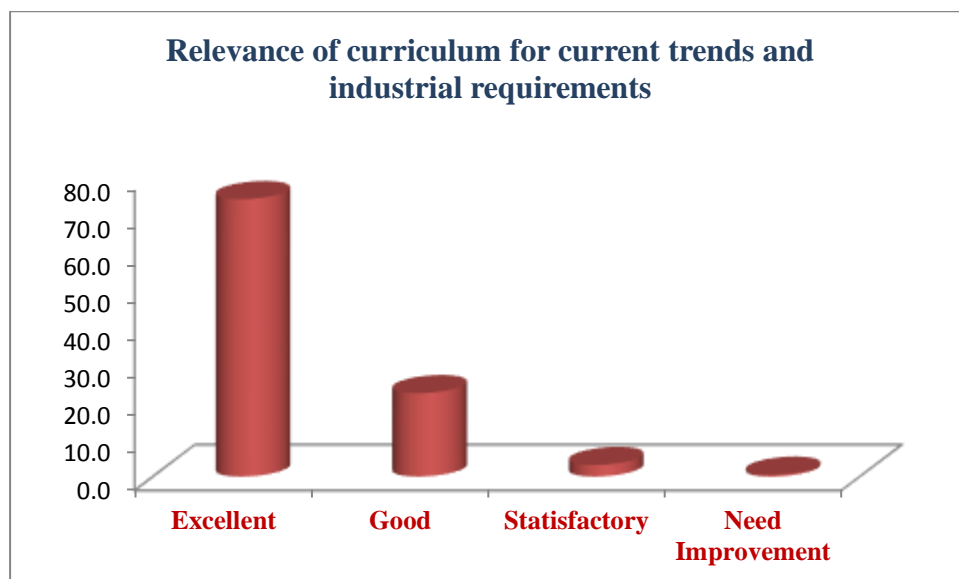
## 2. The mechanism for periodic curriculum revision

Excellent	Good	Satisfactory	Need Improvement
75.3	23.5	1.0	0.1



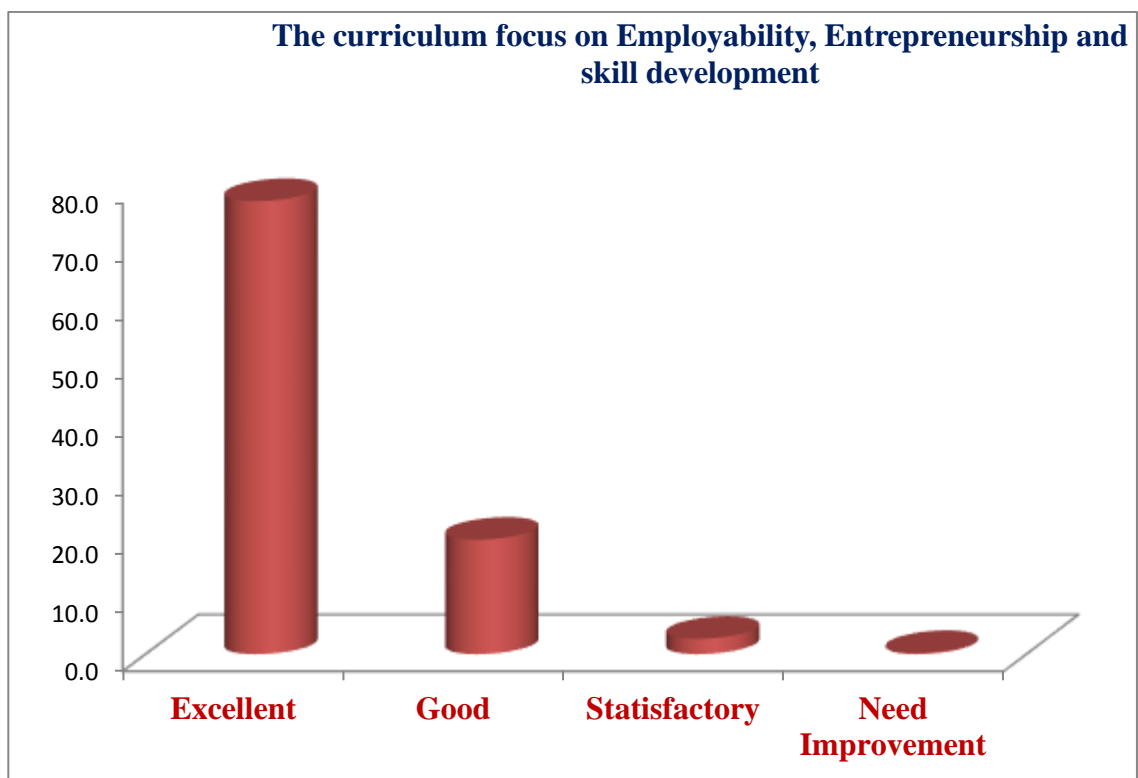
### 3. Relevance of curriculum for current trends and industrial requirements

Excellent	Good	Satisfactory	Need Improvement
74.1	22.3	3.1	0.5



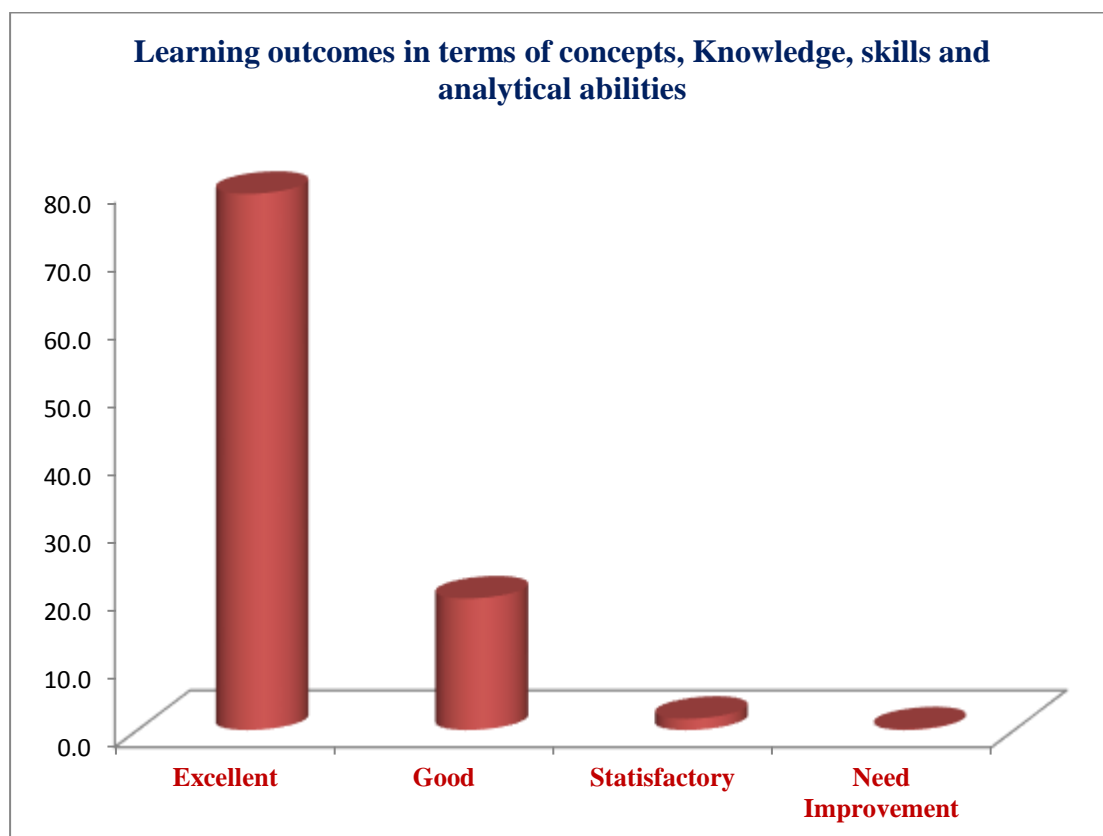
#### 4. The curriculum focus on Employability, Entrepreneurship and skill development

<b>Excellent</b>	<b>Good</b>	<b>Satisfactory</b>	<b>Need Improvement</b>
<b>77.5</b>	<b>19.7</b>	<b>2.6</b>	<b>0.2</b>



**5. Learning outcomes in terms of concepts, Knowledge, skills and analytical abilities.**

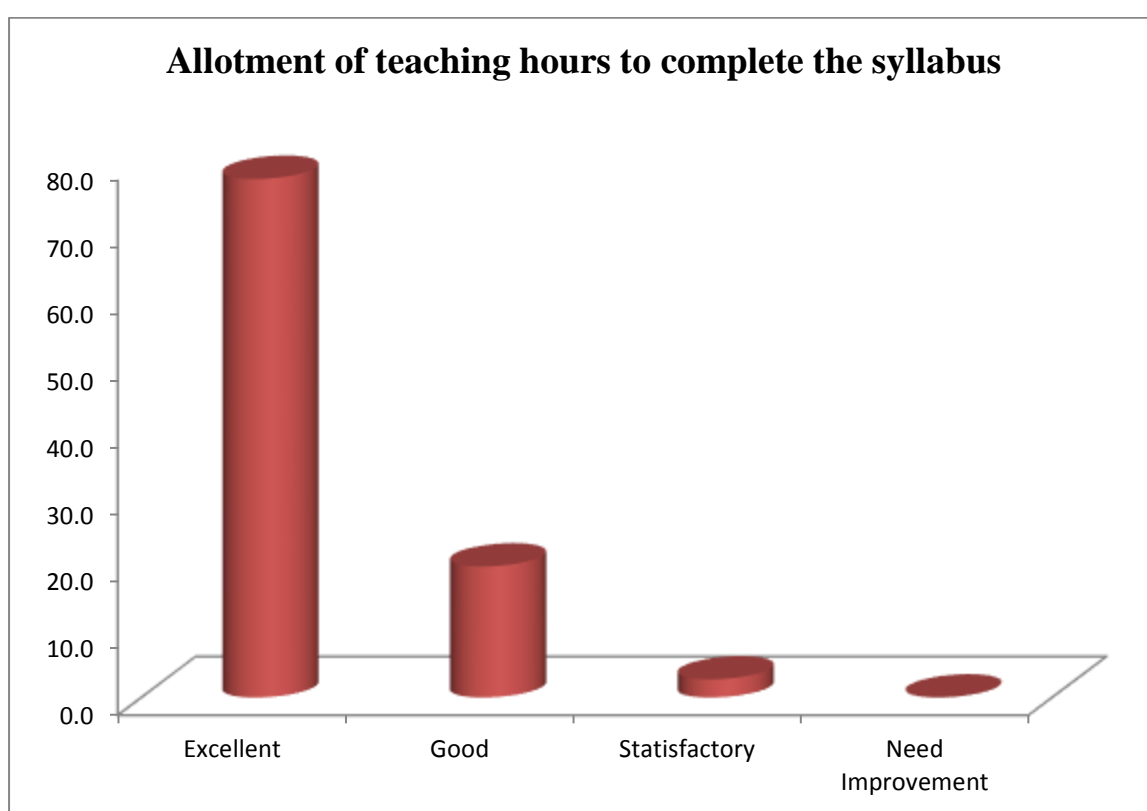
<b>Excellent</b>	<b>Good</b>	<b>Satisfactory</b>	<b>Need Improvement</b>
<b>78.9</b>	<b>19.4</b>	<b>1.7</b>	<b>0.1</b>





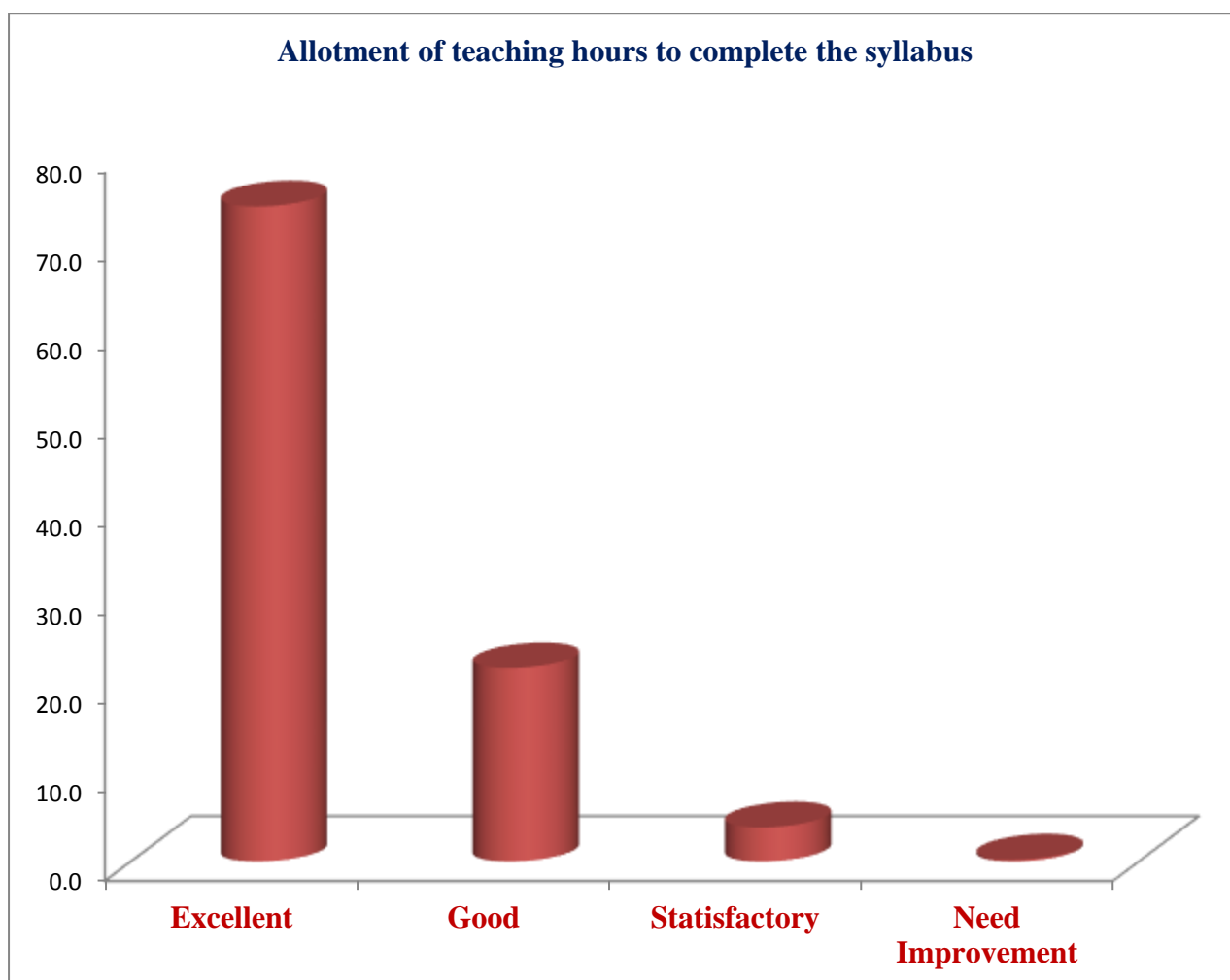
## 6. Allotment of teaching hours to complete the syllabus

<b>Excellent</b>	<b>Good</b>	<b>Satisfactory</b>	<b>Need Improvement</b>
<b>77.6</b>	<b>19.7</b>	<b>2.7</b>	<b>0.0</b>



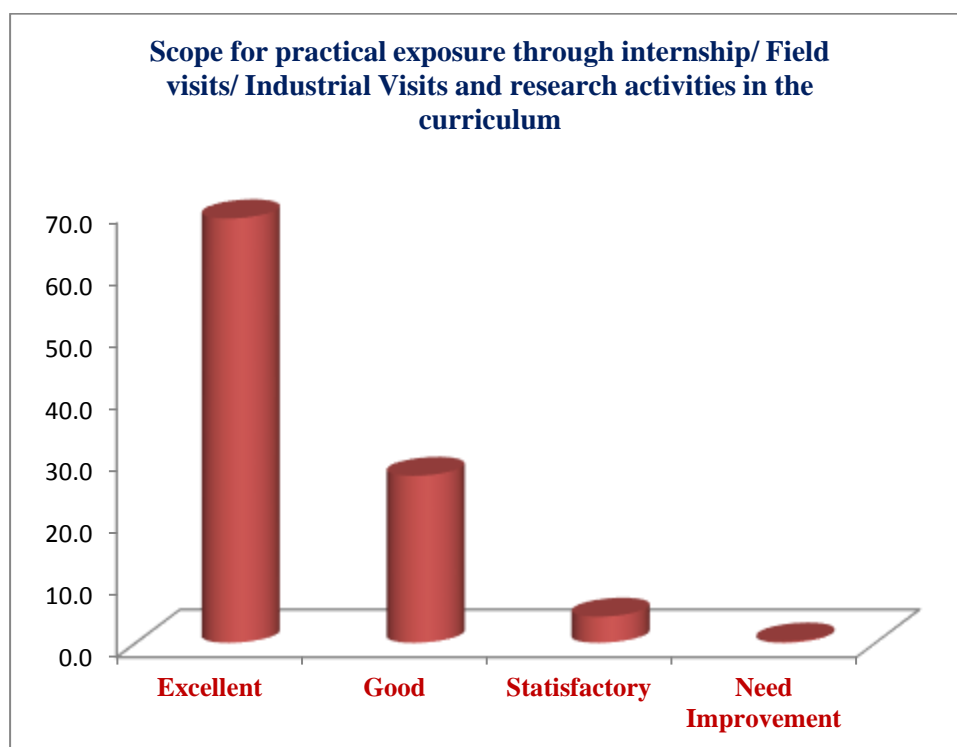
**7. Adaptability of the curriculum for enhancement of knowledge and skill through Projects and hands on training.**

<b>Excellent</b>	<b>Good</b>	<b>Satisfactory</b>	<b>Need Improvement</b>
<b>74.0</b>	<b>21.9</b>	<b>3.9</b>	<b>0.2</b>



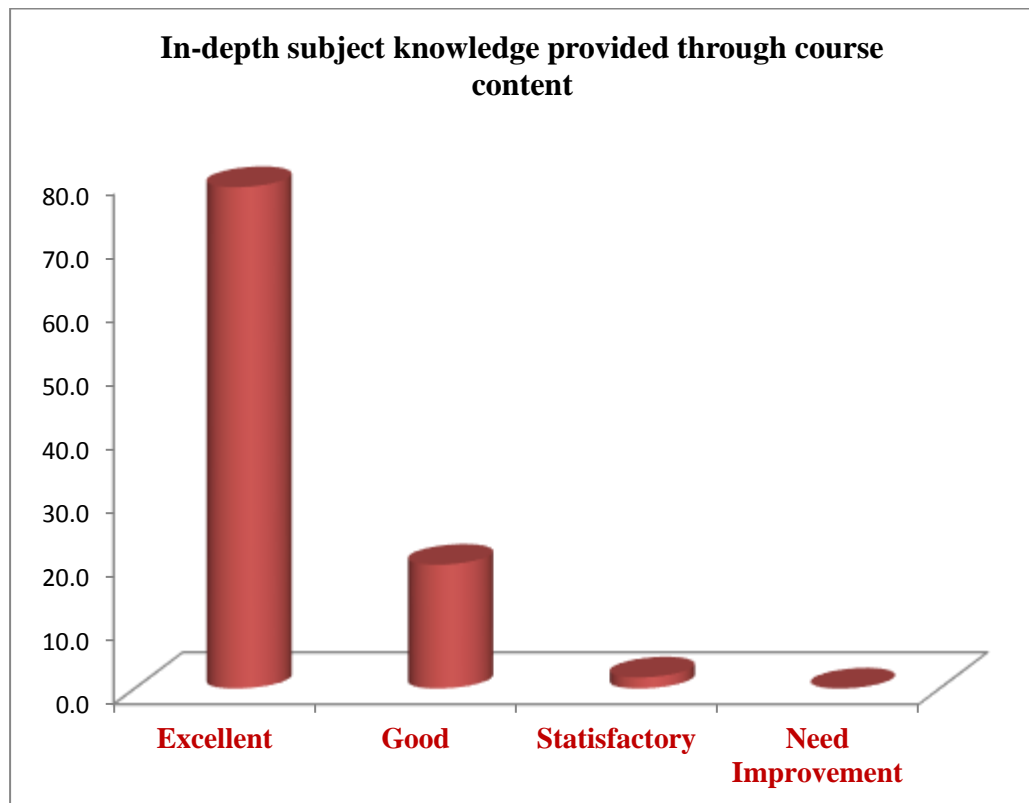
**8. Scope for practical exposure through internship/ Field visits/ Industrial Visits and research activities in the curriculum.**

<b>Excellent</b>	<b>Good</b>	<b>Satisfactory</b>	<b>Need Improvement</b>
<b>68.5</b>	<b>27.1</b>	<b>4.2</b>	<b>0.2</b>



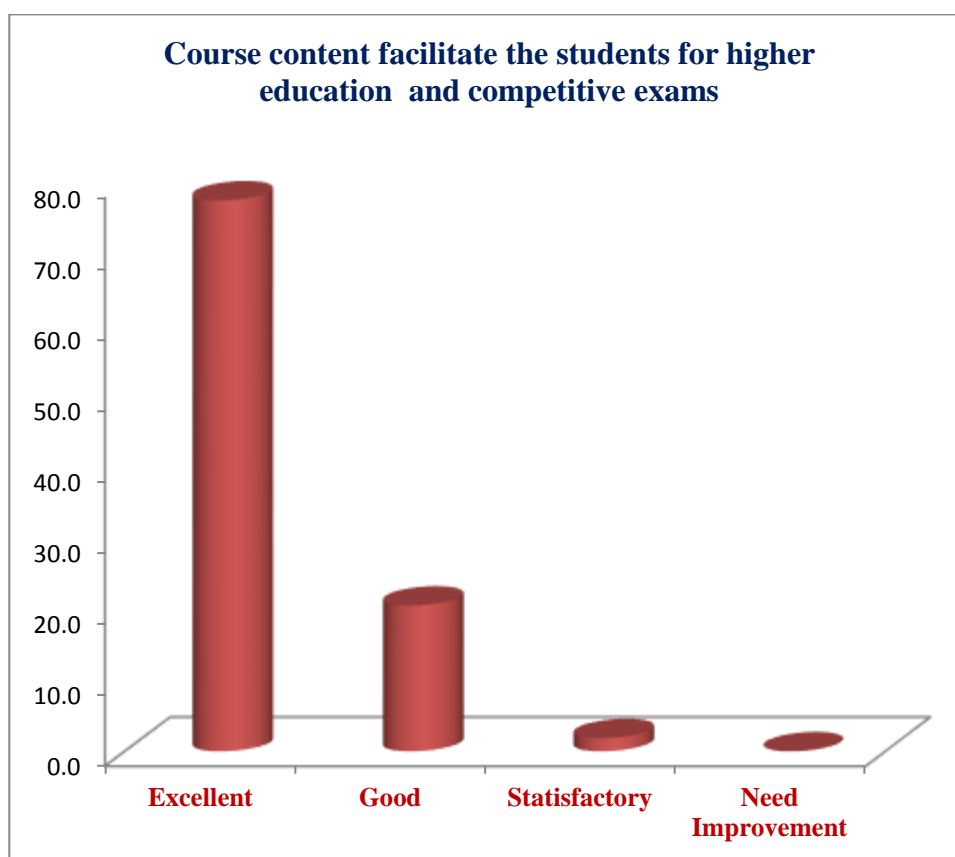
### 9. In-depth subject knowledge provided through course content.

<b>Excellent</b>	<b>Good</b>	<b>Satisfactory</b>	<b>Need Improvement</b>
<b>78.7</b>	<b>19.5</b>	<b>1.7</b>	<b>0.0</b>



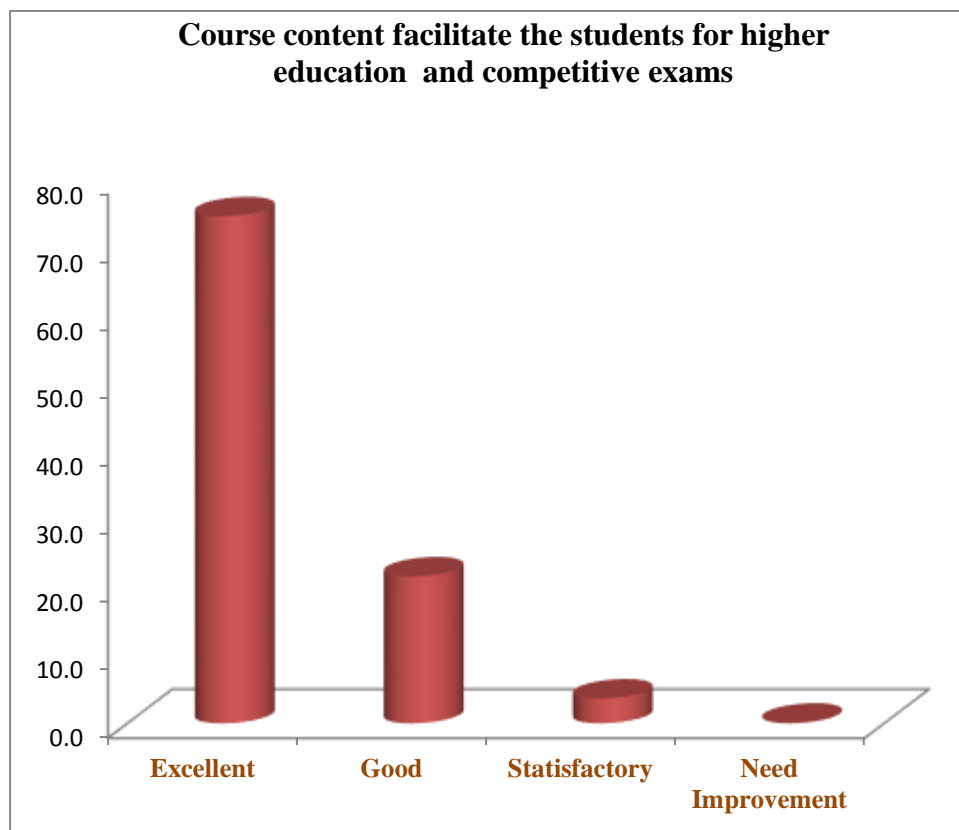
**10. Course content facilitate the students for higher education and competitive exams**

<b>Excellent</b>	<b>Good</b>	<b>Satisfactory</b>	<b>Need Improvement</b>
<b>77.6</b>	<b>20.6</b>	<b>1.9</b>	<b>0.0</b>



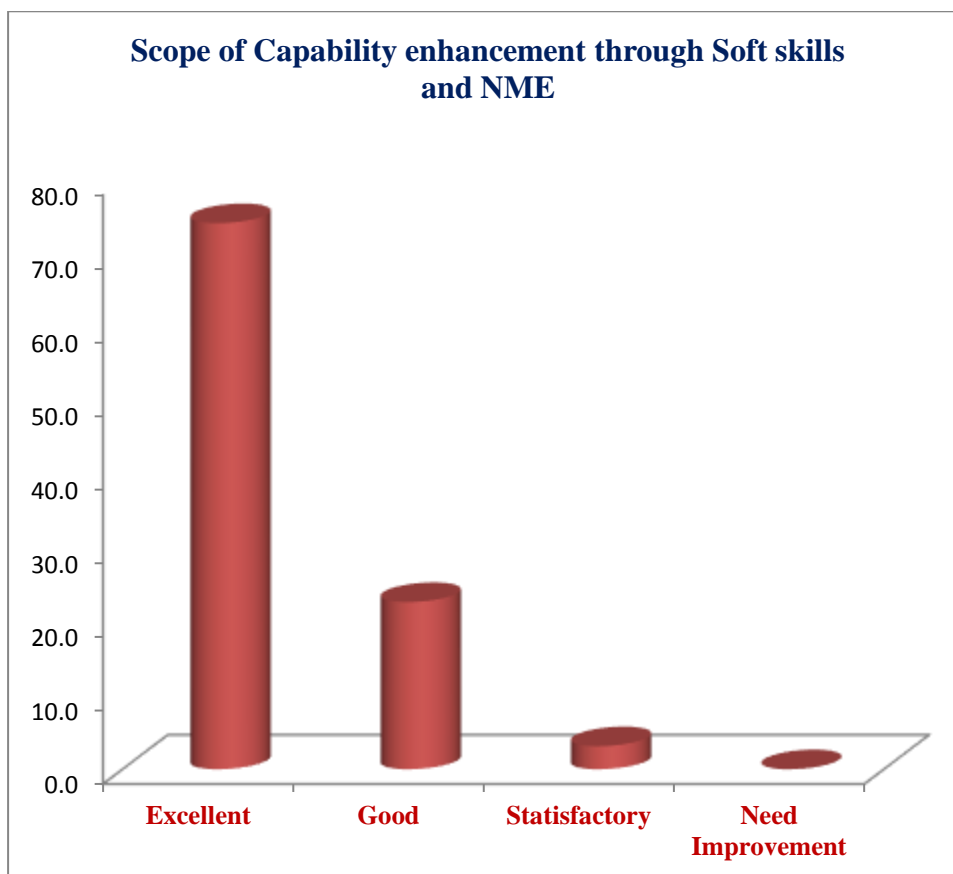
### 11. Impact of Multi-disciplinary learning approach towards the holistic development of the students.

Excellent	Good	Satisfactory	Need Improvement
74.6	21.6	3.7	0.1



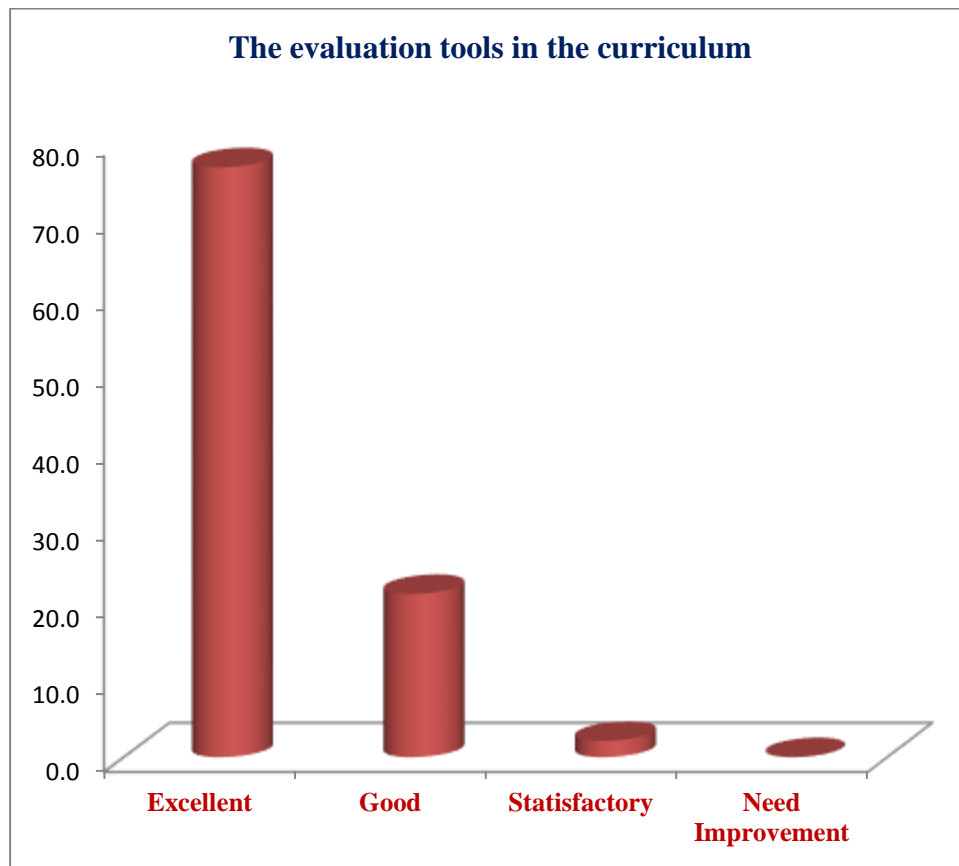
## 12.Scope of Capability enhancement through Soft skills and NME

Excellent	Good	Satisfactory	Need Improvement
74.2	22.7	3.1	0.0



### 13. The evaluation tools in the curriculum

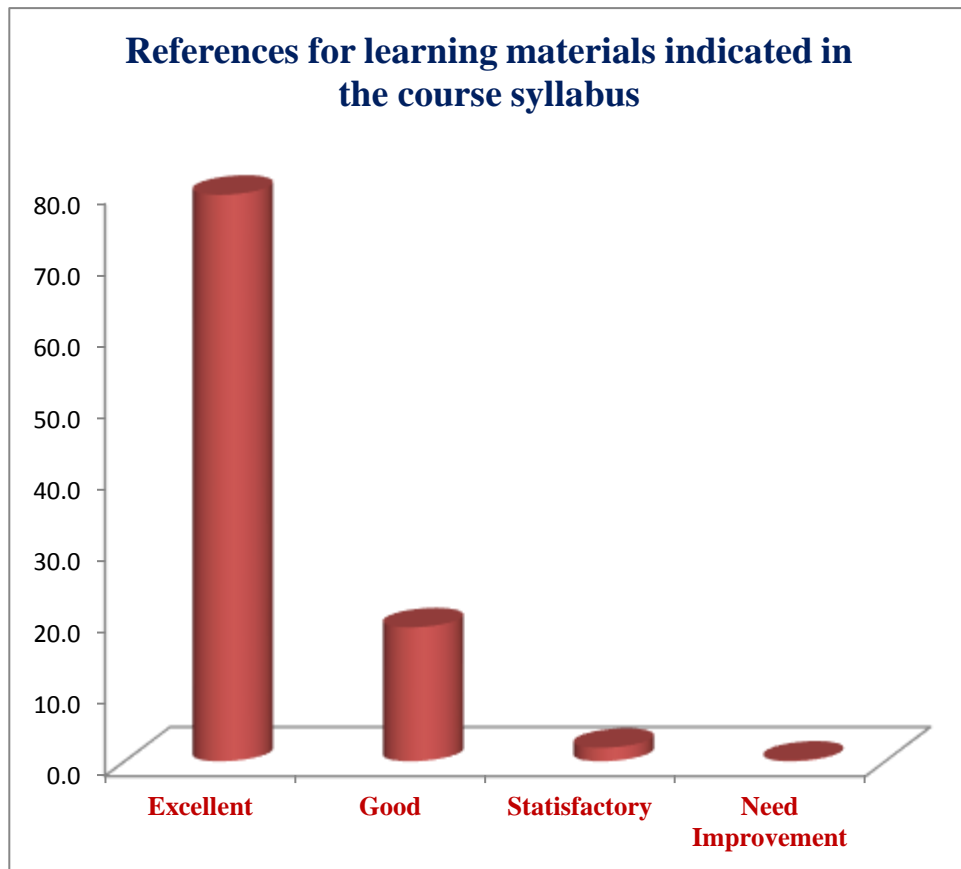
<b>Excellent</b>	<b>Good</b>	<b>Satisfactory</b>	<b>Need Improvement</b>
<b>76.6</b>	<b>21.3</b>	<b>2.1</b>	<b>0.0</b>





#### 14.References for learning materials indicated in the course syllabus.

<b>Excellent</b>	<b>Good</b>	<b>Satisfactory</b>	<b>Need Improvement</b>
<b>79.2</b>	<b>18.8</b>	<b>1.9</b>	<b>0.1</b>



### 15.Overall Rating for the curriculum

<b>Excellent</b>	<b>Good</b>	<b>Satisfactory</b>	<b>Need Improvement</b>
<b>80.7</b>	<b>18.5</b>	<b>0.8</b>	<b>0.0</b>

