

# **GURU NANAK COLLEGE (AUTONOMOUS)**

(Affiliated to university of Madras and Re-accredited at A Grade by NAAC)

Guru Nanak Salai, Velachery, Chennai 600042



## **TEACHERS FEEDBACK REPORT**

**2018-19**

**TEACHERS' FEEDBACK**

1. Relevance of curriculum to the Local, Regional, National and global developmental needs
  - Excellent
  - Good
  - Satisfactory
  - Needs Improvement
  
2. The mechanism for periodic curriculum revision
  - Excellent
  - Good
  - Satisfactory
  - Needs Improvement
  
3. Relevance of curriculum for current trends and industrial requirements
  - Excellent
  - Good
  - Satisfactory
  - Needs Improvement
  
4. The curriculum focus on employability, entrepreneurship and skill development
  - Excellent
  - Good
  - Satisfactory
  - Needs Improvement
  
5. Learning outcomes in terms of concepts, Knowledge, skills and analytical abilities
  - Excellent
  - Good
  - Satisfactory
  - Needs Improvement
  
6. Allotment of teaching hours to complete the syllabus
  - Excellent
  - Good
  - Satisfactory

- Needs Improvement
7. Adaptability of the curriculum for enhancement of knowledge and skill through Projects and hands on training.
- Excellent
  - Good
  - Satisfactory
  - Needs Improvement
8. Scope for practical exposure through internship/ Field visits/ Industrial Visits and research activities in the curriculum
- Excellent
  - Good
  - Satisfactory
  - Needs Improvement
9. In-depth subject knowledge provided through course content
- Excellent
  - Good
  - Satisfactory
  - Needs Improvement
10. Course content facilitate the students for higher education and competitive exams
- Excellent
  - Good
  - Satisfactory
  - Needs Improvement
11. Impact of Multi-disciplinary learning approach towards the holistic development of the students
- Excellent
  - Good
  - Satisfactory
  - Needs Improvement
12. Scope of Capability enhancement through Soft skills and NME
- Excellent
  - Good
  - Satisfactory

- Needs Improvement

13.The evaluation tools in the curriculum are

- Excellent
- Good
- Satisfactory
- Needs Improvement

14.References for learning materials indicated in the course syllabus

- Excellent
- Good
- Satisfactory
- Needs Improvement

15.Overall Rating for the curriculum

- Excellent
- Good
- Satisfactory
- Needs Improvement

**TEACHERS FEEDBACK  
(2018-19)  
SEMESTER I**

**TOTAL NO OF TEACHERS RESPONDED =215**

PARAMETERS	Teachers Response (In Percentage)				Average
	E	G	S	NS	
Q - 1	78.6	20	0.93	0.47	94.19
Q - 2	76.28	20.93	2.79	0	93.37
Q - 3	70.7	24.65	3.72	0.93	91.28
Q - 4	78.14	17.67	3.72	0.47	93.37
Q - 5	75.81	21.4	2.79	0	93.26
Q - 6	75.35	22.33	1.86	0.47	93.14
Q - 7	66.98	26.05	6.51	0.47	89.88
Q - 8	60	33.49	6.05	0.47	88.26
Q - 9	79.53	18.6	1.4	0.47	94.3
Q - 10	77.21	17.67	4.65	0.47	92.91
Q - 11	70.23	26.05	3.72	0	91.63
Q - 12	75.35	21.86	2.79	0	93.14
Q - 13	72.56	25.58	1.86	0	92.67
Q - 14	74.88	21.4	3.26	0.47	92.67
Q - 15	80	18.6	1.4	0	94.65

**TEACHERS FEDBACK  
(2018-19)  
SEMESTER II**

**TOTAL NO OF TEACHERS RESPONDED =214**

PARAMETERS	Teachers Response (In Percentage)				Average
	E	G	S	NS	
Q - 1	80.37	17.76	1.4	0.47	94.51
Q - 2	76.64	20.56	2.8	0	93.46
Q - 3	71.03	23.36	4.67	0.93	91.12
Q - 4	75.23	20.09	4.21	0.47	92.52
Q - 5	75.7	19.16	5.14	0	92.64
Q - 6	74.3	23.36	2.34	0	92.99
Q - 7	68.69	26.17	5.14	0	90.89
Q - 8	66.36	28.97	4.21	0.47	90.3
Q - 9	79.44	18.22	1.87	0.47	94.16
Q - 10	75.23	21.5	2.8	0.47	92.87
Q - 11	69.63	26.64	3.74	0	91.47
Q - 12	75.7	20.09	4.21	0	92.87
Q - 13	75.7	22.43	1.87	0	93.46
Q - 14	77.57	18.69	3.74	0	93.46
Q - 15	80.84	18.22	0.93	0	94.98

**TEACHERS FEDBACK  
(2018-19)  
SEMESTER III**

**TOTAL NO OF TEACHERS RESPONDED =214**

PARAMETERS	Teachers Response (In Percentage)				Average
	E	G	S	NS	
Q - 1	82.71	16.82	0	0.47	95.44
Q - 2	78.97	20.56	0.47	0	94.63
Q - 3	78.04	16.36	5.61	0	93.11
Q - 4	78.5	16.82	4.67	0	93.46
Q - 5	78.04	21.03	0.93	0	94.28
Q - 6	75.23	22.9	1.87	0	93.34
Q - 7	71.5	24.3	4.21	0	91.82
Q - 8	65.42	31.78	2.8	0	90.65
Q - 9	78.97	19.16	1.87	0	94.28
Q - 10	75.23	22.43	2.34	0	93.22
Q - 11	71.96	25.23	2.8	0	92.29
Q - 12	75.7	21.96	2.34	0	93.34
Q - 13	78.04	21.03	0.93	0	94.28
Q - 14	78.97	19.16	1.87	0	94.28
Q - 15	82.71	16.82	0.47	0	95.56

**TEACHERS FEDBACK  
(2018-19)**

## SEMESTER IV

**TOTAL NO OF TEACHERS RESPONDED =214**

PARAMETERS	Teachers Response (In Percentage)				Average
	E	G	S	NS	
Q - 1	80.84	17.76	0.93	0.47	94.74
Q - 2	74.3	24.3	1.4	0	93.22
Q - 3	74.77	20.56	4.21	0.47	92.41
Q - 4	75.23	21.5	3.27	0	92.99
Q - 5	78.97	17.29	3.74	0	93.81
Q - 6	75.23	21.96	2.8	0	93.11
Q - 7	72.9	24.3	2.8	0	92.52
Q - 8	65.42	30.84	3.74	0	90.42
Q - 9	79.91	18.69	1.4	0	94.63
Q - 10	78.04	19.63	2.34	0	93.93
Q - 11	68.69	27.57	3.74	0	91.24
Q - 12	76.64	19.63	3.74	0	93.22
Q - 13	74.77	23.83	1.4	0	93.34
Q - 14	76.17	22.43	1.4	0	93.69
Q - 15	81.78	17.76	0.47	0	95.33

**TEACHERS FEDBACK  
(2018-19)  
SEMESTER V**



**TOTAL NO OF TEACHERS RESPONDED =158**

PARAMETERS	Teachers Response (In Percentage)				Average
	E	G	S	NS	
Q - 1	81.65	17.72	0.63	0	95.25
Q - 2	76.58	22.78	0.63	0	93.99
Q - 3	75.95	18.35	5.7	0	92.56
Q - 4	74.05	22.78	3.16	0	92.72
Q - 5	75.95	21.52	2.53	0	93.35
Q - 6	79.75	18.35	1.9	0	94.46
Q - 7	70.25	26.58	3.16	0	91.77
Q - 8	68.35	25.95	5.7	0	90.66
Q - 9	77.85	20.25	1.9	0	93.99
Q - 10	75.32	22.78	1.9	0	93.35
Q - 11	73.42	22.78	3.8	0	92.41
Q - 12	74.68	23.42	1.9	0	93.2
Q - 13	77.85	20.25	1.9	0	93.99
Q - 14	75.95	23.42	0.63	0	93.83
Q - 15	80.38	17.72	1.9	0	94.62

**TEACHERS FEDBACK  
(2018-19)  
SEMESTER VI**

**TOTAL NO OF TEACHERS RESPONDED =158**

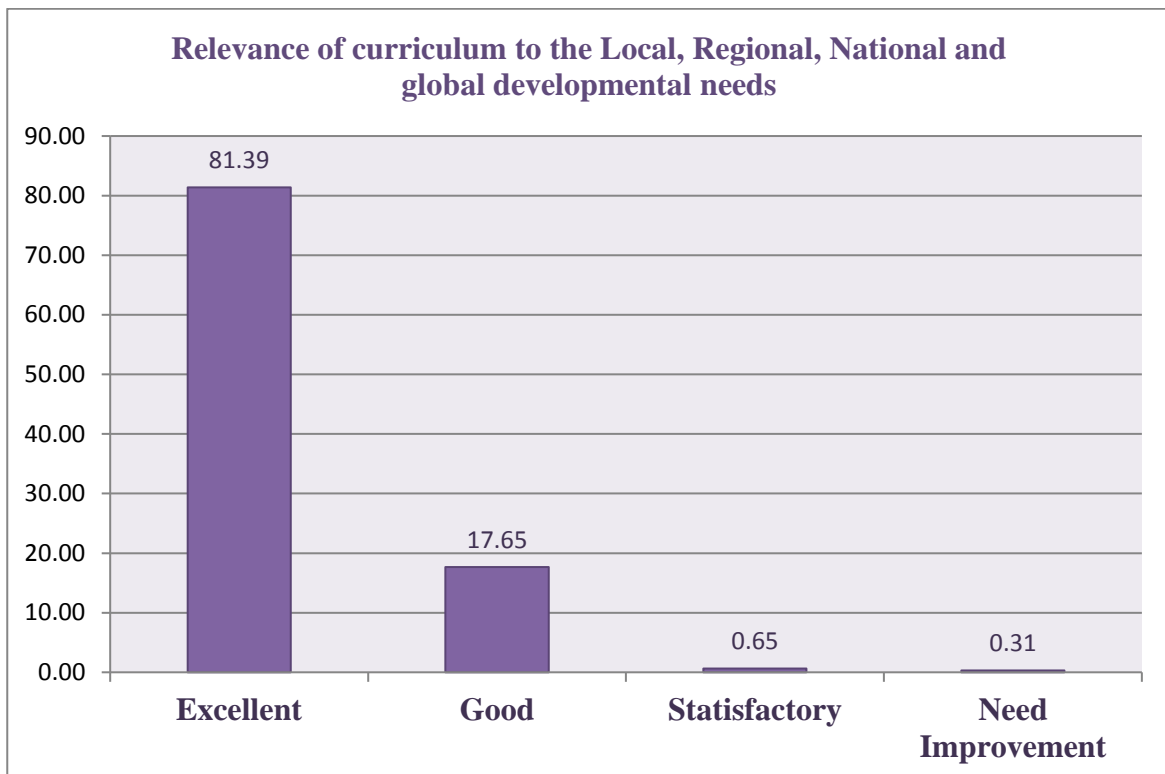
PARAMETERS	Teachers Response (In Percentage)				Average
	E	G	S	NS	
Q - 1	84.18	15.82	0	0	96.04
Q - 2	75.32	23.42	1.27	0	93.51
Q - 3	77.22	18.99	3.8	0	93.35
Q - 4	77.22	20.89	1.9	0	93.83
Q - 5	76.58	21.52	1.9	0	93.67
Q - 6	73.42	22.78	3.8	0	92.41
Q - 7	72.78	22.15	5.06	0	91.93
Q - 8	68.99	26.58	4.43	0	91.14
Q - 9	80.38	18.35	1.27	0	94.78
Q - 10	80.38	16.46	3.16	0	94.3
Q - 11	72.78	23.42	3.8	0	92.25
Q - 12	76.58	19.62	3.8	0	93.2
Q - 13	77.22	21.52	1.27	0	93.99
Q - 14	76.58	22.15	1.27	0	93.83
Q - 15	78.48	20.89	0.63	0	94.46

PARAMETERS	Teachers Response (In Percentage)				Average
	E	G	S	NS	

Q - 1	Relevance of curriculum to the Local, Regional, National and global developmental needs	81.4	17.6	0.6	0.3	95.0
Q - 2	The mechanism for periodic curriculum revision	76.3	22.1	1.6	0.0	93.7
Q - 3	Relevance of curriculum for current trends and industrial requirements	74.6	20.4	4.6	0.4	92.3
Q - 4	The curriculum focus on employability, entrepreneurship and skill development	76.4	20.0	3.5	0.2	93.1
Q - 5	Learning outcomes in terms of concepts, Knowledge, skills and analytical abilities	76.8	20.3	2.8	0.0	93.5
Q - 6	Allotment of teaching hours to complete the syllabus	75.5	21.9	2.4	0.1	93.2
Q - 7	Adaptability of the curriculum for enhancement of knowledge and skill through Projects and hands on training	70.5	24.9	4.5	0.1	91.5
Q - 8	Scope for practical exposure through internship/ Field visits/ Industrial Visits and research activities in the curriculum	65.8	29.6	4.5	0.2	90.2
Q - 9	In-depth subject knowledge provided through course content	79.3	18.9	1.6	0.2	94.4
Q - 10	Course content facilitate the students for higher education and competitive exams	76.9	20.1	2.9	0.2	93.4
Q - 11	Impact of Multi-disciplinary learning approach towards the holistic development of the students	71.1	25.3	3.6	0.0	91.9
Q - 12	Scope of Capability enhancement through Soft skills and NME	75.8	21.1	3.1	0.0	93.2
Q - 13	The evaluation tools in the curriculum are	76.0	22.4	1.5	0.0	93.6
Q - 14	References for learning materials indicated in the course syllabus	76.7	21.2	2.0	0.1	93.6
Q - 15	Overall Rating for the curriculum	80.7	18.3	1.0	0.0	94.9

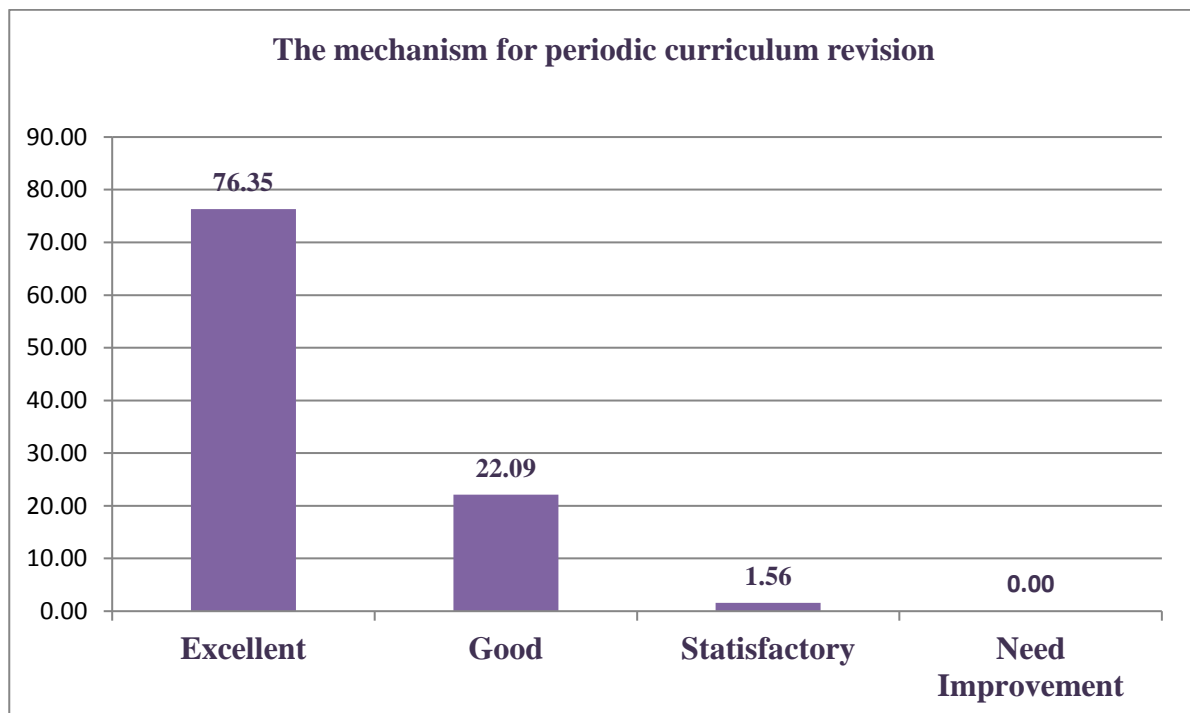
## 1. Relevance of curriculum to the Local, Regional, National and global developmental needs

Excellent	Good	Satisfactory	Need Improvement
81.39	17.65	0.65	0.31



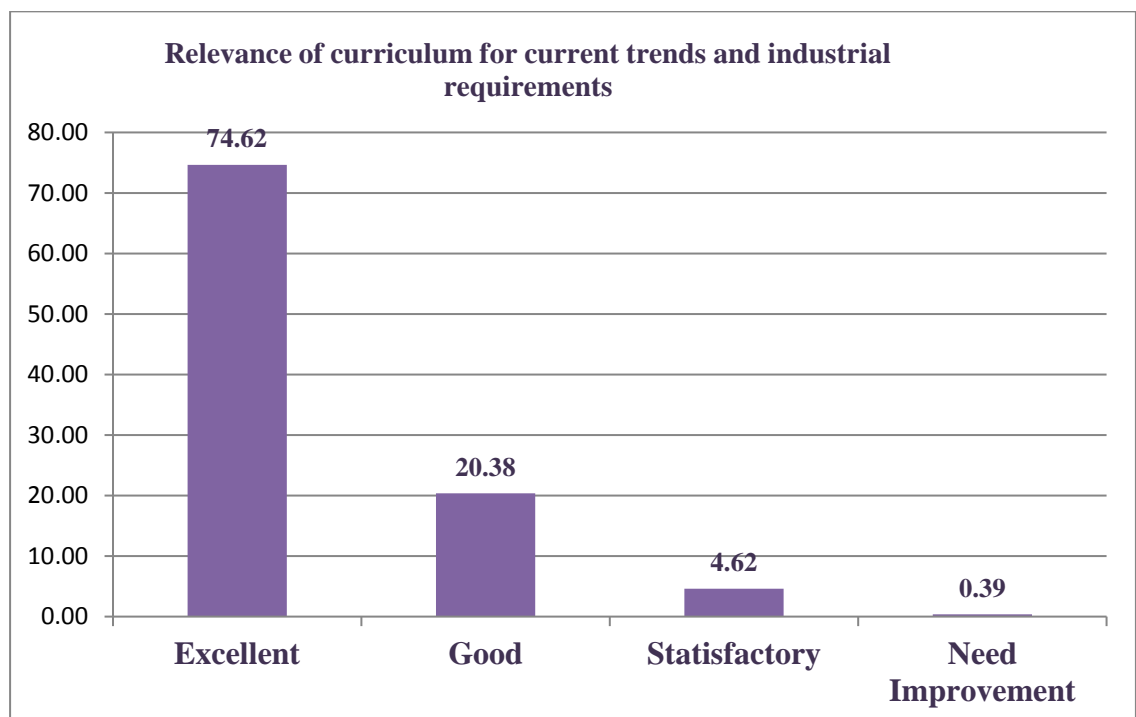
## 2. The mechanism for periodic curriculum revision

<b>Excellent</b>	<b>Good</b>	<b>Satisfactory</b>	<b>Need Improvement</b>
<b>76.35</b>	<b>22.09</b>	<b>1.56</b>	<b>0</b>



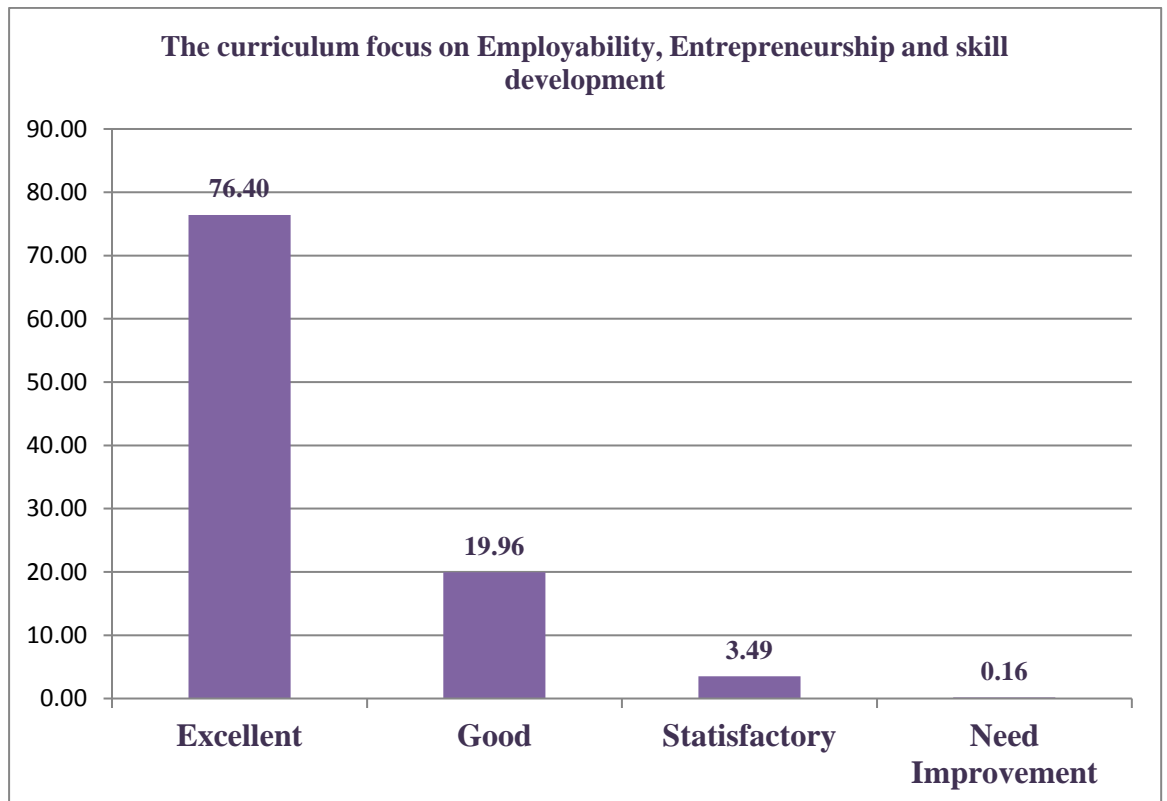
### 3. Relevance of curriculum for current trends and industrial requirements

Excellent	Good	Satisfactory	Need Improvement
74.68	20.38	4.62	0.39



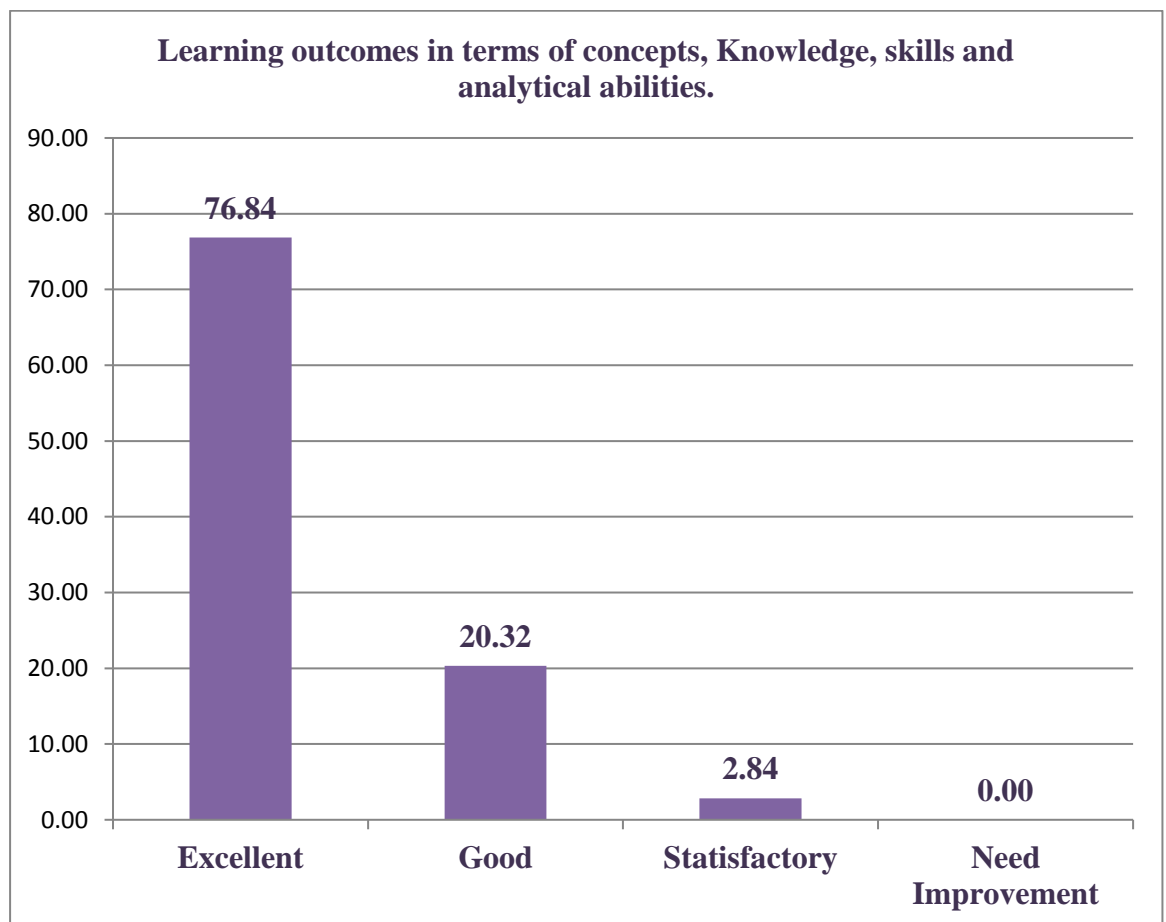
### 4. The curriculum focus on Employability, Entrepreneurship and skill development

<b>Excellent</b>	<b>Good</b>	<b>Satisfactory</b>	<b>Need Improvement</b>
<b>76.40</b>	<b>19.96</b>	<b>3.49</b>	<b>0.16</b>



**5. Learning outcomes in terms of concepts, Knowledge, skills and analytical abilities.**

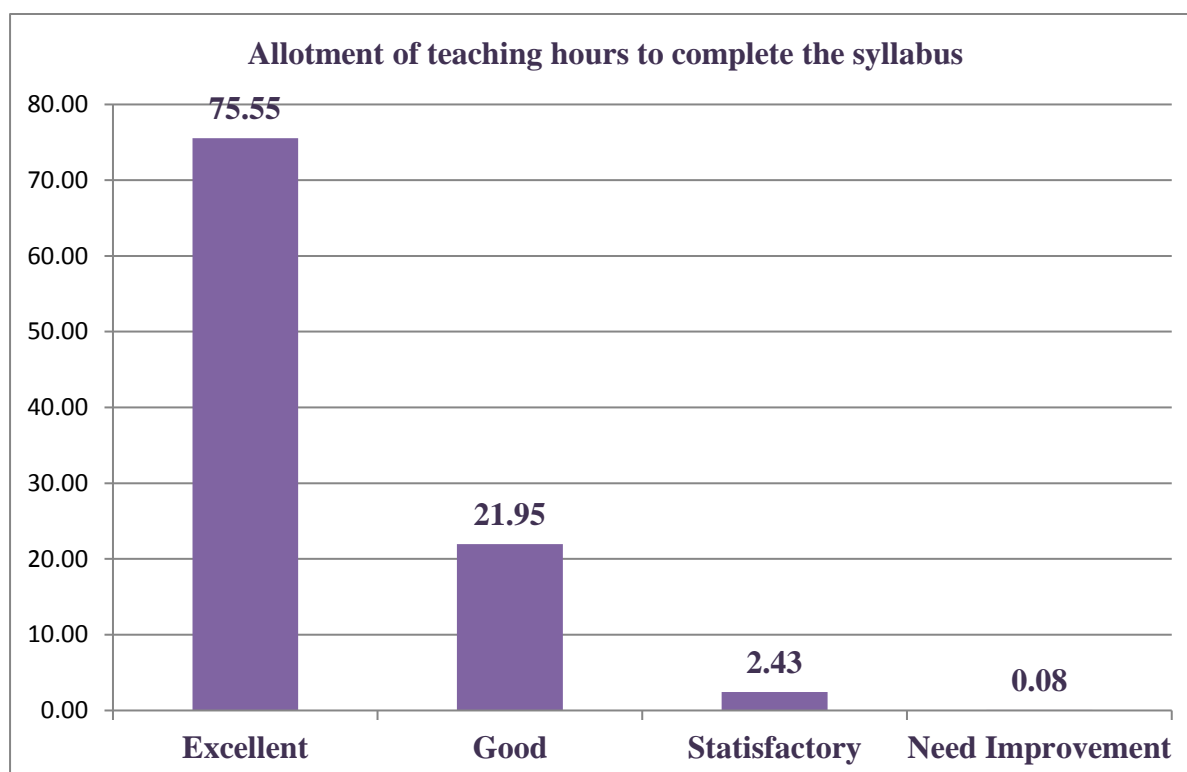
<b>Excellent</b>	<b>Good</b>	<b>Satisfactory</b>	<b>Need Improvement</b>
<b>76.84</b>	<b>20.32</b>	<b>2.84</b>	<b>0.00</b>





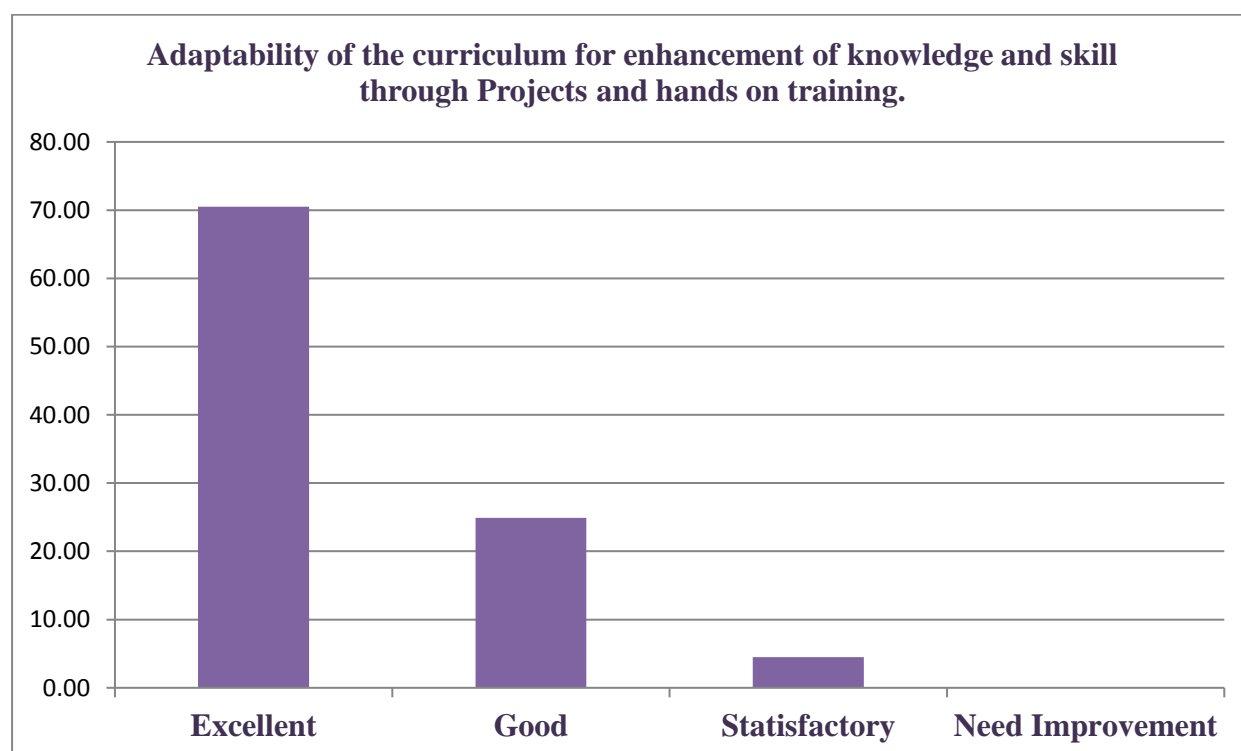
## 6. Allotment of teaching hours to complete the syllabus

Excellent	Good	Satisfactory	Need Improvement
75.55	21.95	2.43	0.08



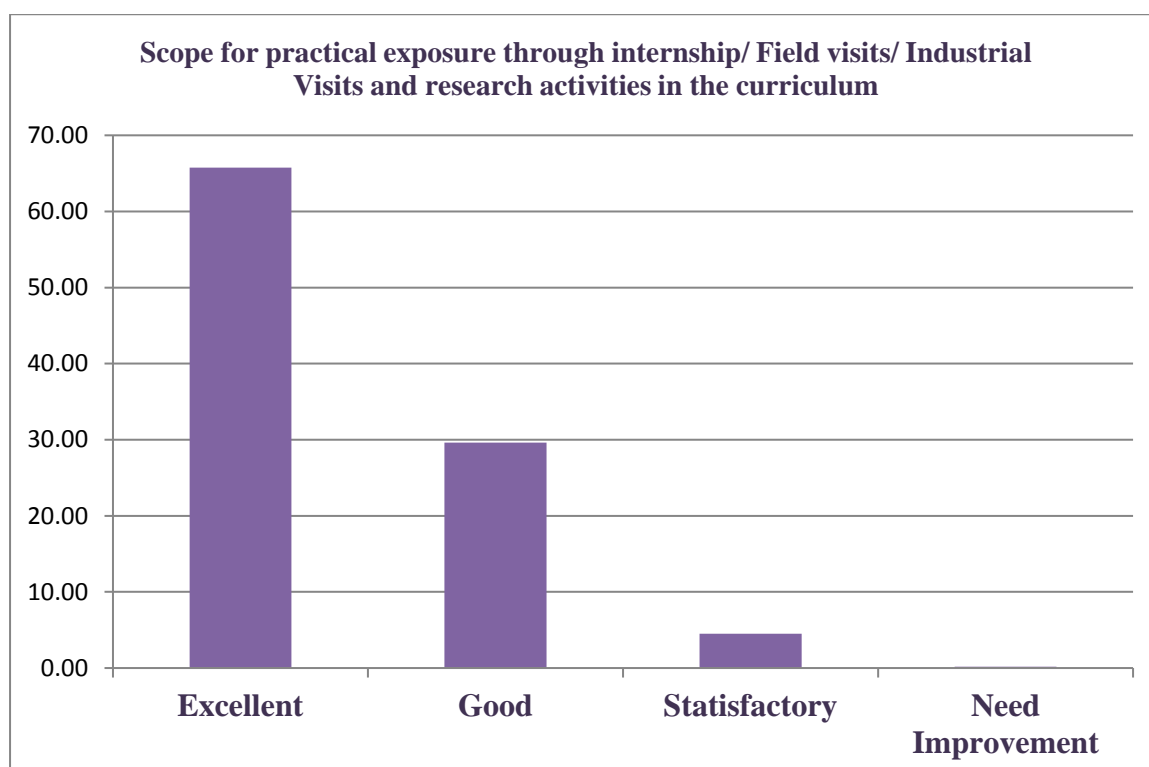
**7. Adaptability of the curriculum for enhancement of knowledge and skill through Projects and hands on training.**

<b>Excellent</b>	<b>Good</b>	<b>Satisfactory</b>	<b>Need Improvement</b>
<b>70.52</b>	<b>24.93</b>	<b>4.48</b>	<b>0.08</b>



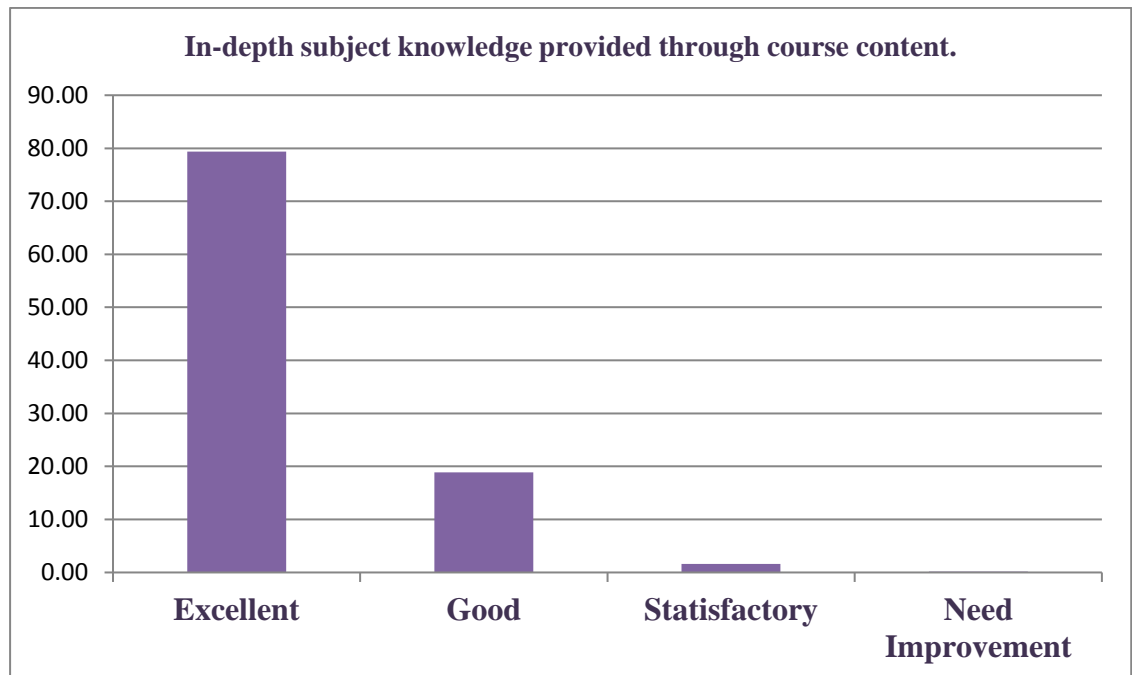
**8. Scope for practical exposure through internship/ Field visits/ Industrial Visits and research activities in the curriculum.**

Excellent	Good	Satisfactory	Need Improvement
65.76	29.60	4.49	0.16



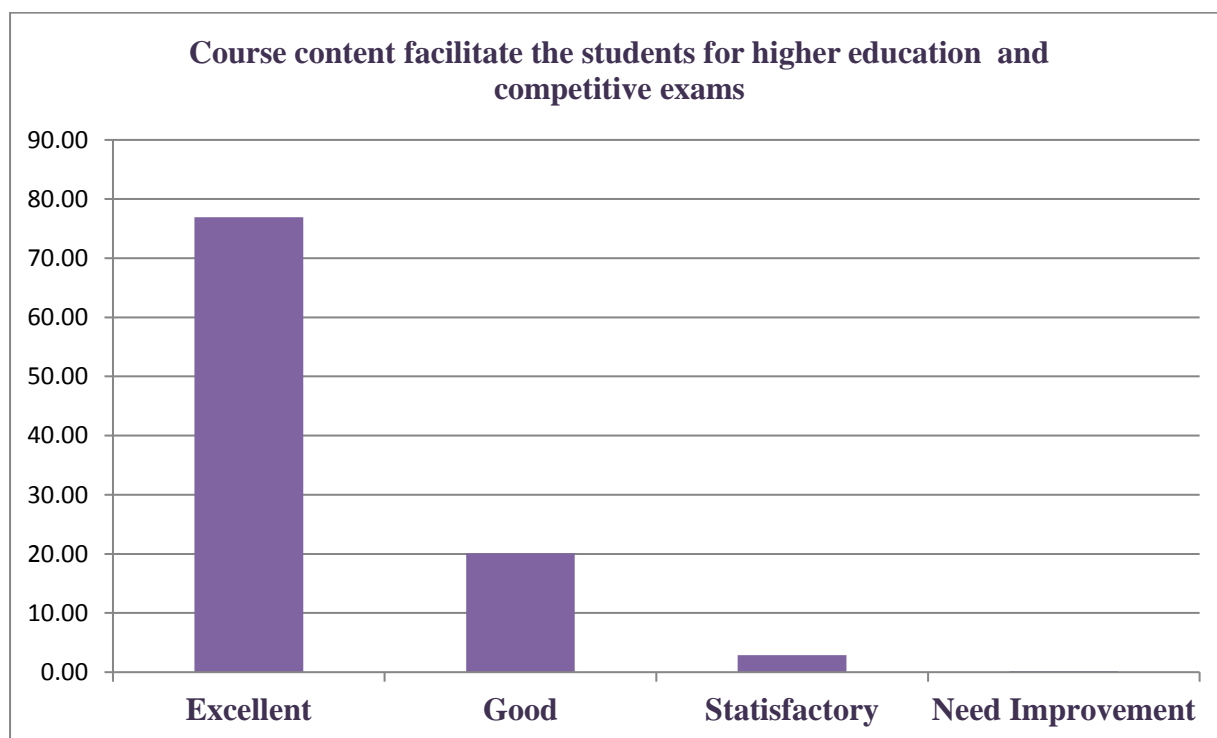
### 9. In-depth subject knowledge provided through course content.

Excellent	Good	Satisfactory	Need Improvement
79.35	18.88	1.62	0.16



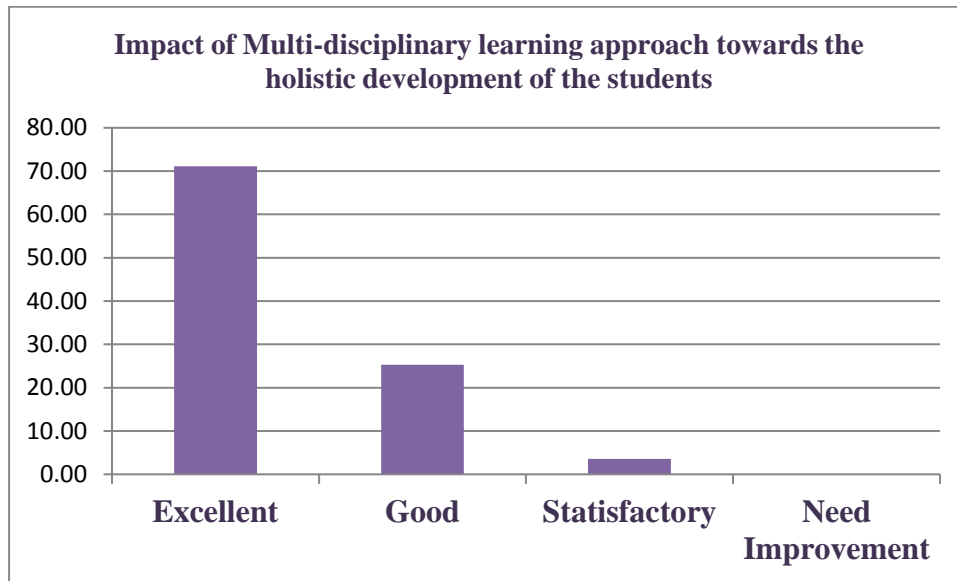
**10. Course content facilitate the students for higher education and competitive exams**

<b>Excellent</b>	<b>Good</b>	<b>Satisfactory</b>	<b>Need Improvement</b>
<b>76.90</b>	<b>20.08</b>	<b>2.87</b>	<b>0.16</b>



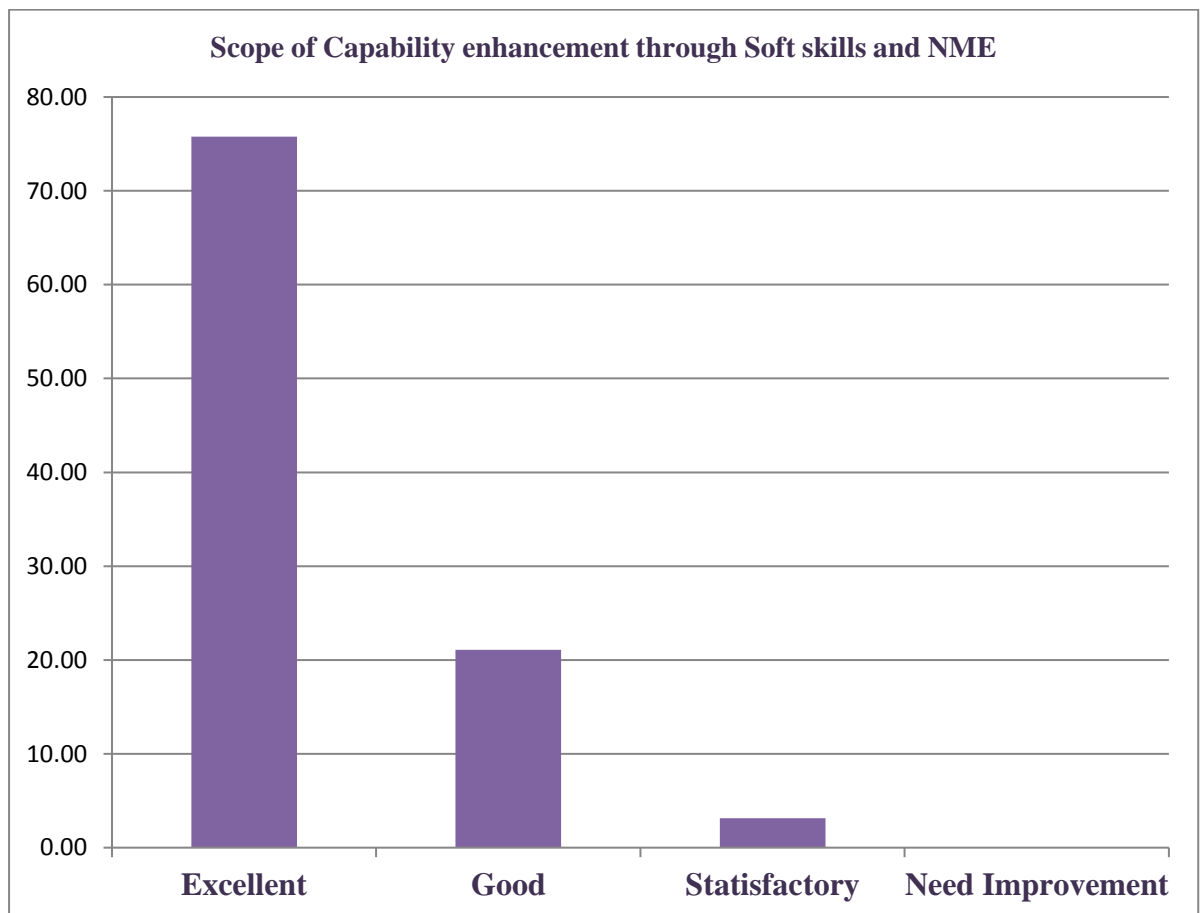
### 11. Impact of Multi-disciplinary learning approach towards the holistic development of the students.

Excellent	Good	Satisfactory	Need Improvement
71.12	25.28	3.60	0.00



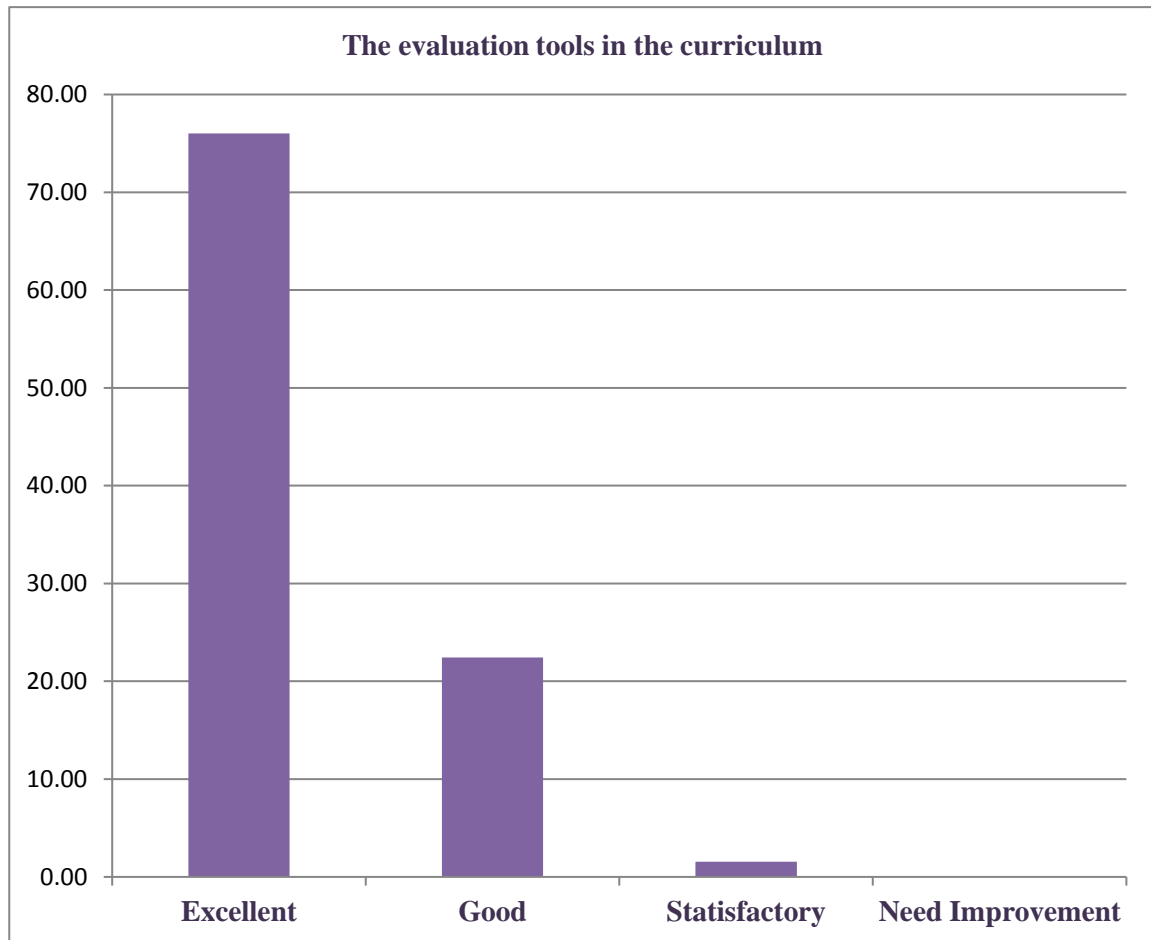
## 12.Scope of Capability enhancement through Soft skills and NME

Excellent	Good	Satisfactory	Need Improvement
75.78	21.10	3.13	0.00



### 13. The evaluation tools in the curriculum

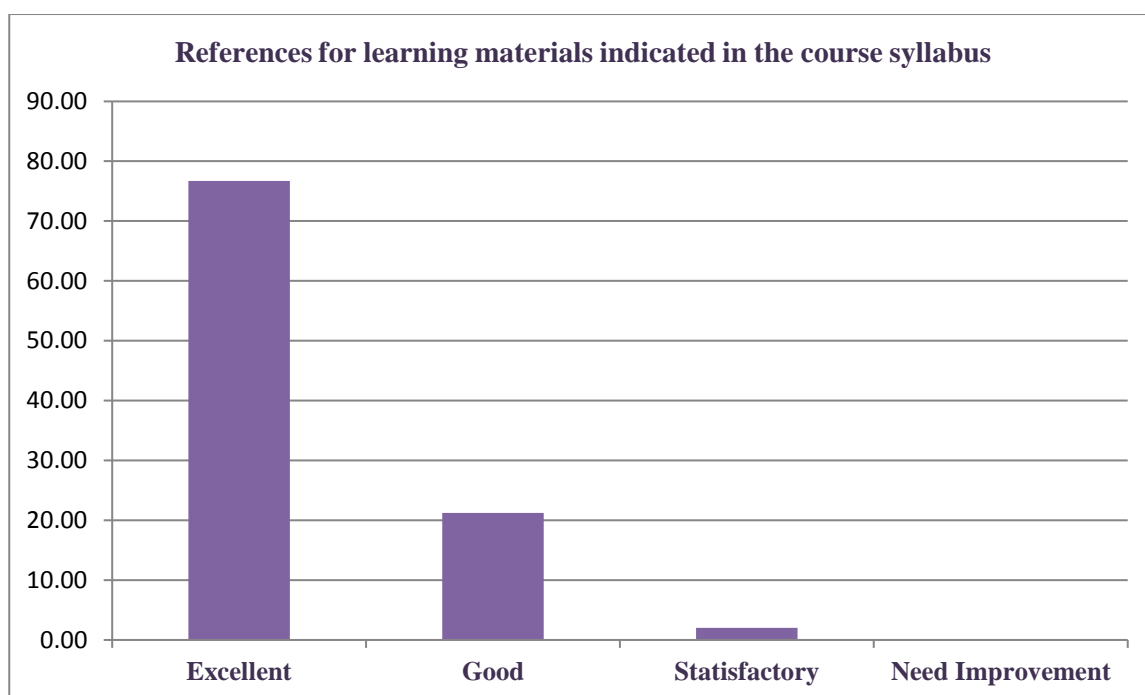
Excellent	Good	Satisfactory	Need Improvement
76.02	22.44	1.54	0.00





#### 14. References for learning materials indicated in the course syllabus.

Excellent	Good	Satisfactory	Need Improvement
76.69	21.21	2.03	0.08



### 15.Overall Rating for the curriculum

Excellent	Good	Satisfactory	Need Improvement
80.70	18.34	0.97	0.00

