

# **GURU NANAK COLLEGE (AUTONOMOUS)**

**Affiliated to University of Madras and Accredited at A Grade by NAAC**

**An ISO 9001:2015 Certified Institution**

**Guru Nanak Salai, Velachery, Chennai – 600 042**



## **STUDENT FEEDBACK REPORT**

**2018-19**

## **STUDENTS' FEEDBACK**

1. Relevance of syllabus for Core subjects
  - Excellent
  - Good
  - Satisfactory
  - Need Improvement
2. Relevance of syllabus for Elective subjects
  - Excellent
  - Good
  - Satisfactory
  - Need Improvement
3. Relevance of syllabus for Project/Dissertation
  - Excellent
  - Good
  - Satisfactory
  - Need Improvement
4. Learning outcomes in terms of concepts, knowledge, skills and analytical abilities
  - Excellent
  - Good
  - Satisfactory
  - Need Improvement
5. Depth of the Course Content
  - Excellent
  - Good

- Satisfactory
  - Need Improvement
6. Course content prepares the student to pursue higher studies
- Excellent
  - Good
  - Satisfactory
  - Need Improvement
7. Course content prepares the student to face interviews
- Excellent
  - Good
  - Satisfactory
  - Need Improvement
8. Course content prepares the student to qualify competitive / qualifying examination
- Excellent
  - Good
  - Satisfactory
  - Need Improvement
9. The library holdings for the course
- Excellent
  - Good
  - Satisfactory
  - Need Improvement
10. Overall rating
- Excellent
  - Good

- Satisfactory
- Need Improvement

**B.A. DEFENCE & STRATEGIC STUDIES (SHIFT I)**

<b>STUDENT RESPONSES (In Percentage)</b>				
<b>PARAMETERS</b>	<b>EXCELLENT</b>	<b>GOOD</b>	<b>SATISFACTORY</b>	<b>NEED IMPROVEMENT</b>
<b>Q1</b>	<b>53.09</b>	<b>42.59</b>	<b>3.89</b>	<b>0.43</b>
<b>Q2</b>	<b>43.96</b>	<b>49.75</b>	<b>5.43</b>	<b>0.86</b>
<b>Q3</b>	<b>38.04</b>	<b>50.23</b>	<b>9.19</b>	<b>2.54</b>
<b>Q4</b>	<b>40.64</b>	<b>47.39</b>	<b>9.72</b>	<b>2.25</b>
<b>Q5</b>	<b>46.08</b>	<b>45.21</b>	<b>7.85</b>	<b>0.86</b>
<b>Q6</b>	<b>42.40</b>	<b>44.03</b>	<b>11.70</b>	<b>1.87</b>
<b>Q7</b>	<b>37.74</b>	<b>46.34</b>	<b>8.94</b>	<b>6.99</b>
<b>Q8</b>	<b>45.80</b>	<b>42.47</b>	<b>8.84</b>	<b>2.88</b>
<b>Q9</b>	<b>45.04</b>	<b>45.91</b>	<b>7.76</b>	<b>1.29</b>
<b>Q10</b>	<b>41.27</b>	<b>51.99</b>	<b>6.32</b>	<b>0.43</b>

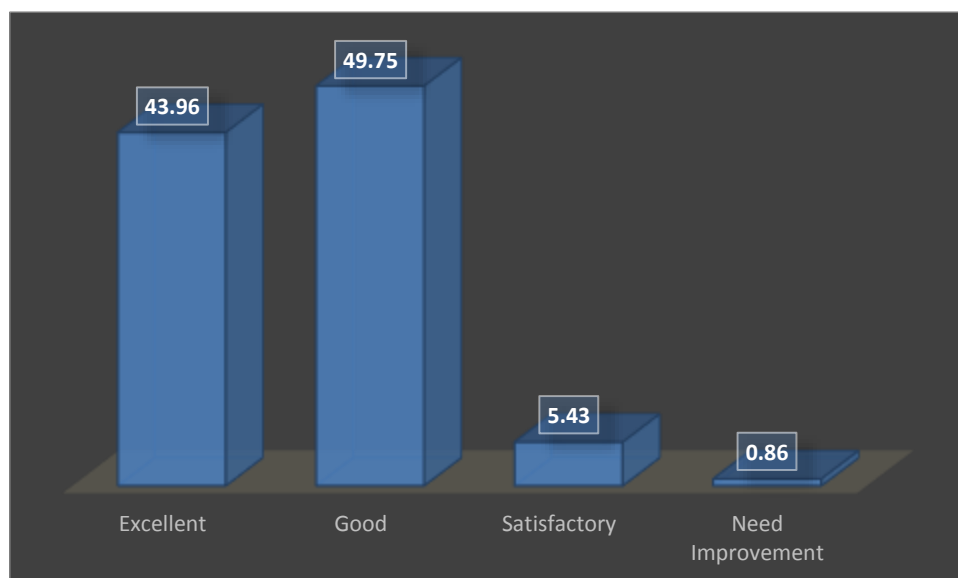
**Q - 1 : Relevance of syllabus for Core subjects**

Excellent	Good	Satisfactory	Need Improvement
53.09	42.59	3.89	0.43



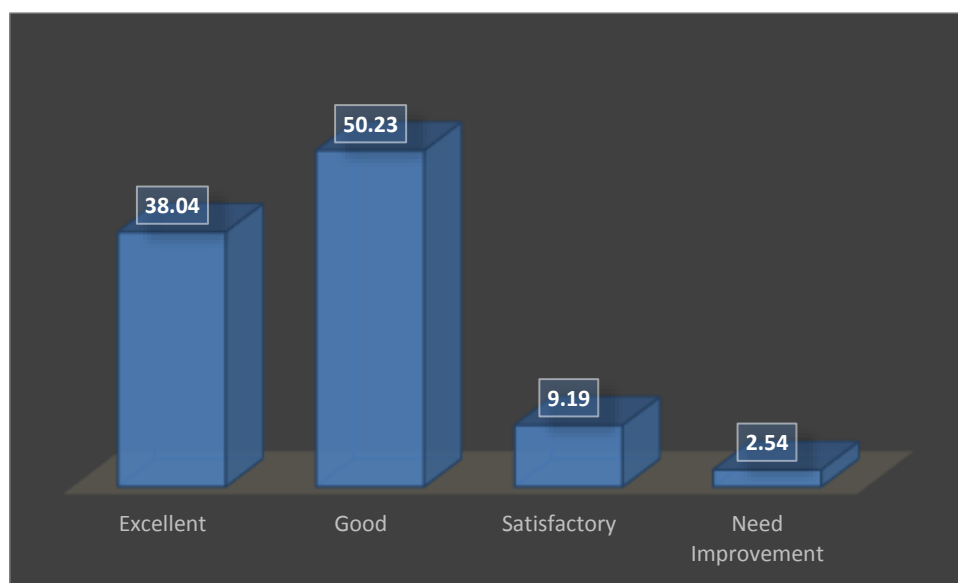
**Q - 2 : Relevance of syllabus for Elective subjects**

Excellent	Good	Satisfactory	Need Improvement
43.96	49.75	5.43	0.86



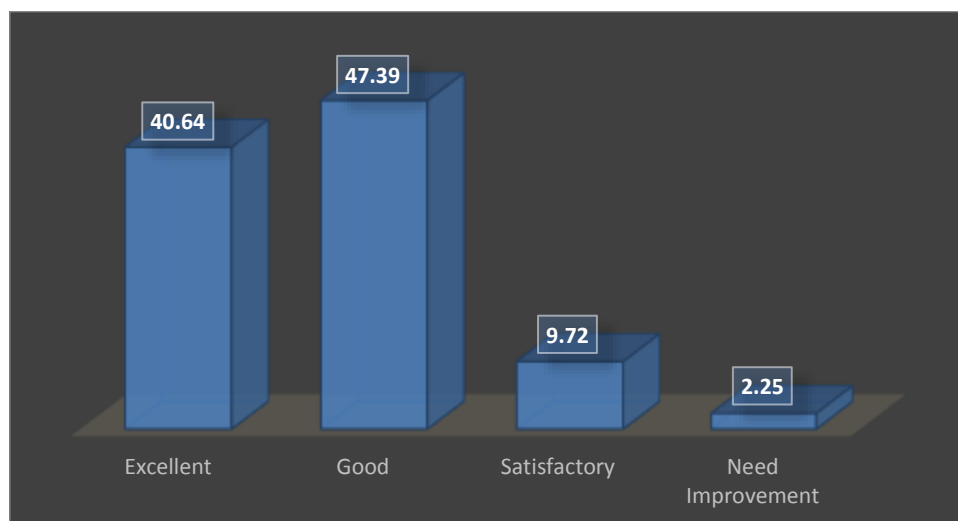
### Q - 3 : Relevance of syllabus for Project/Dissertation

Excellent	Good	Satisfactory	Need Improvement
38.04	50.23	9.19	2.54



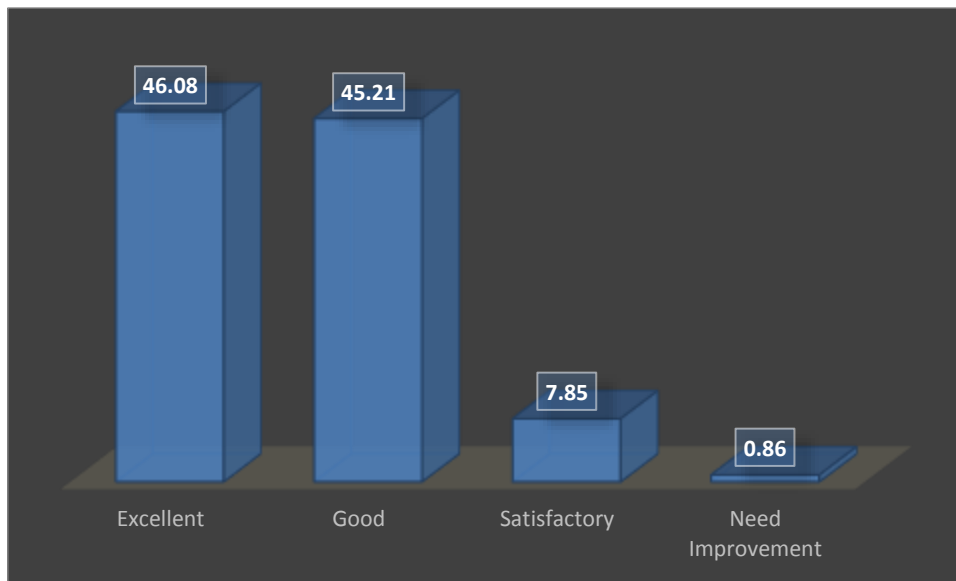
### Q - 4 : Learning outcomes in terms of concepts, knowledge, skills and analytical abilities

Excellent	Good	Satisfactory	Need Improvement
40.64	47.39	9.72	2.25



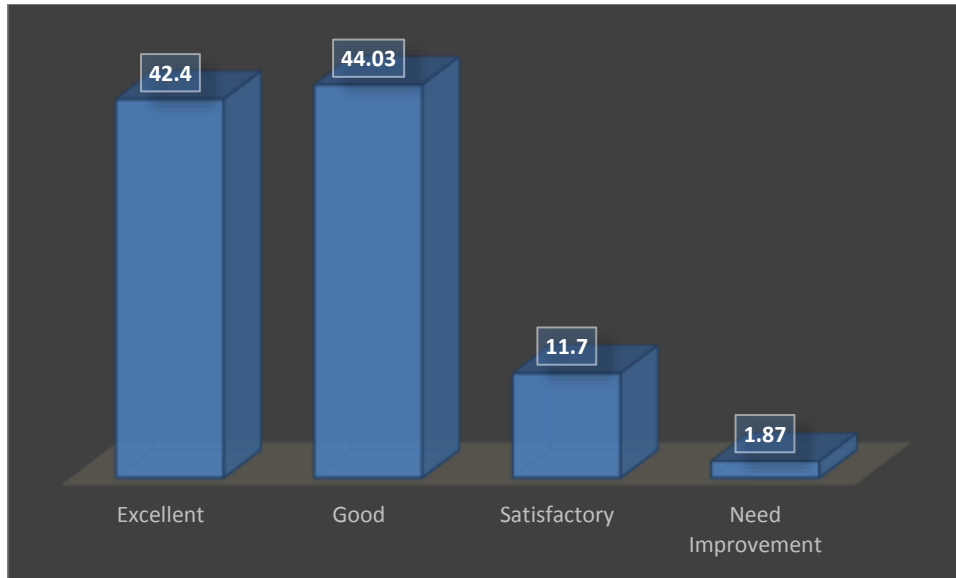
**Q - 5 : Depth of the Course Content**

Excellent	Good	Satisfactory	Need Improvement
46.08	45.21	7.85	0.86



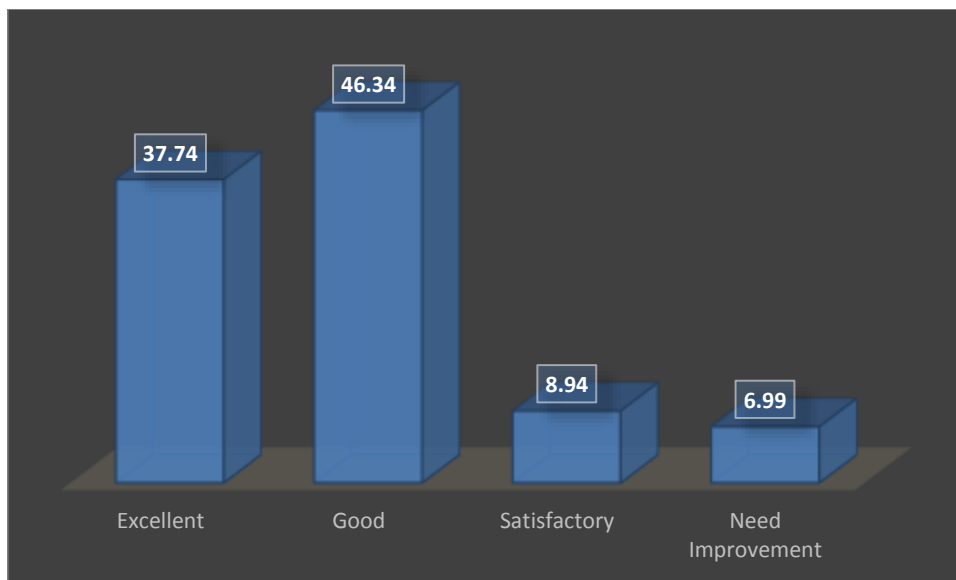
**Q - 6 : Course content prepares the student to pursue higher studies**

Excellent	Good	Satisfactory	Need Improvement
42.40	44.03	11.70	1.87



**Q - 7 : Course content prepares the student to face interviews**

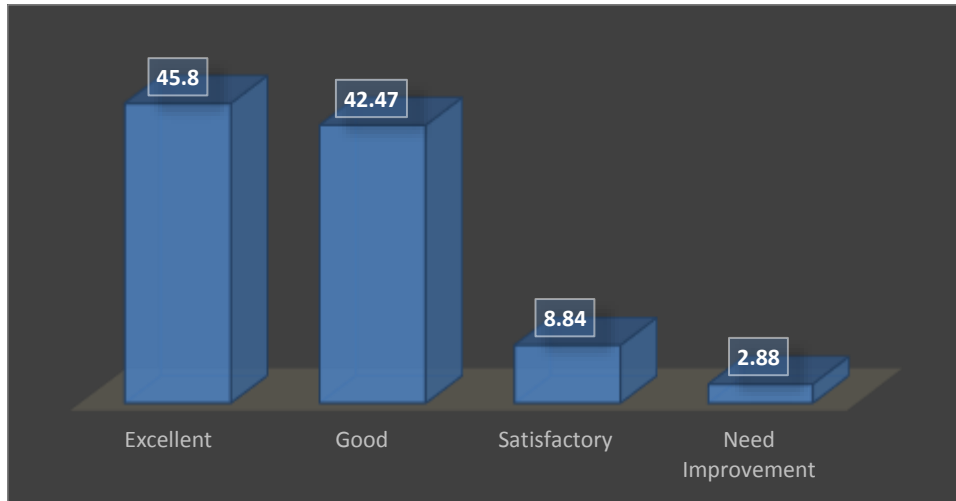
Excellent	Good	Satisfactory	Need Improvement
37.74	46.34	8.94	6.99



**Q - 8 : Course content prepares the student to qualify competitive / qualifying examination**

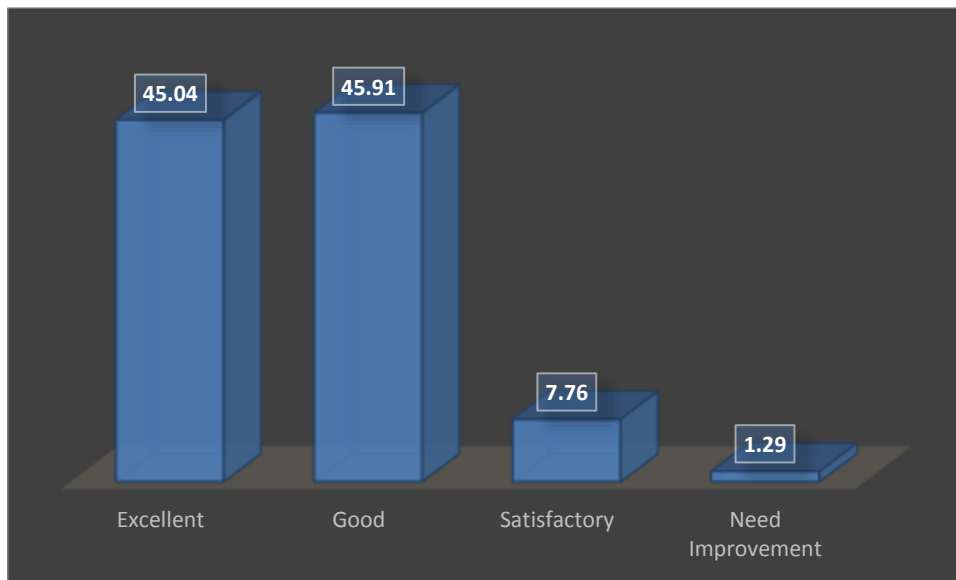
Excellent	Good	Satisfactory	Need Improvement
45.80	42.47	8.84	2.88





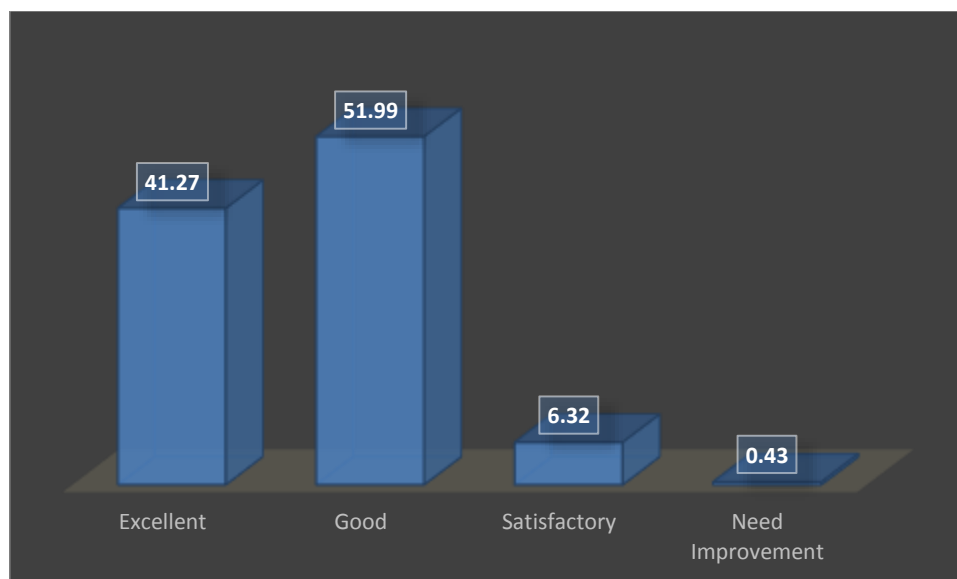
**Q - 9 : The library holdings for the course**

Excellent	Good	Satisfactory	Need Improvement
45.04	45.91	7.76	1.29



**Q - 10 : Overall rating**

Excellent	Good	Satisfactory	Need Improvement
41.27	51.99	6.32	0.43

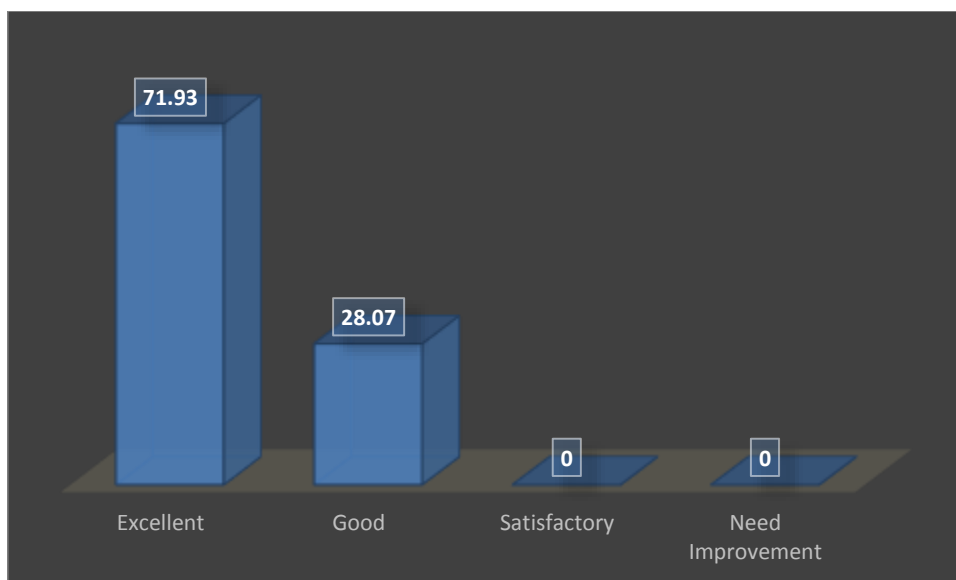


### B.A ECONOMICS (SHIFT I)

<b>STUDENT RESPONSES (In Percentage)</b>				
<b>PARAMETERS</b>	<b>EXCELLENT</b>	<b>GOOD</b>	<b>SATISFACTORY</b>	<b>NEED IMPROVEMENT</b>
<b>Q1</b>	<b>71.93</b>	<b>28.07</b>	<b>0.00</b>	<b>0.00</b>
<b>Q2</b>	<b>53.83</b>	<b>46.17</b>	<b>0.00</b>	<b>0.00</b>
<b>Q3</b>	<b>55.62</b>	<b>42.99</b>	<b>1.39</b>	<b>0.00</b>
<b>Q4</b>	<b>50.95</b>	<b>47.70</b>	<b>1.35</b>	<b>0.00</b>
<b>Q5</b>	<b>65.86</b>	<b>34.14</b>	<b>0.00</b>	<b>0.00</b>
<b>Q6</b>	<b>55.18</b>	<b>44.82</b>	<b>0.00</b>	<b>0.00</b>
<b>Q7</b>	<b>60.07</b>	<b>37.92</b>	<b>2.01</b>	<b>0.00</b>
<b>Q8</b>	<b>53.14</b>	<b>45.08</b>	<b>1.79</b>	<b>0.00</b>
<b>Q9</b>	<b>62.19</b>	<b>34.24</b>	<b>3.57</b>	<b>0.00</b>
<b>Q10</b>	<b>60.70</b>	<b>35.08</b>	<b>4.23</b>	<b>0.00</b>

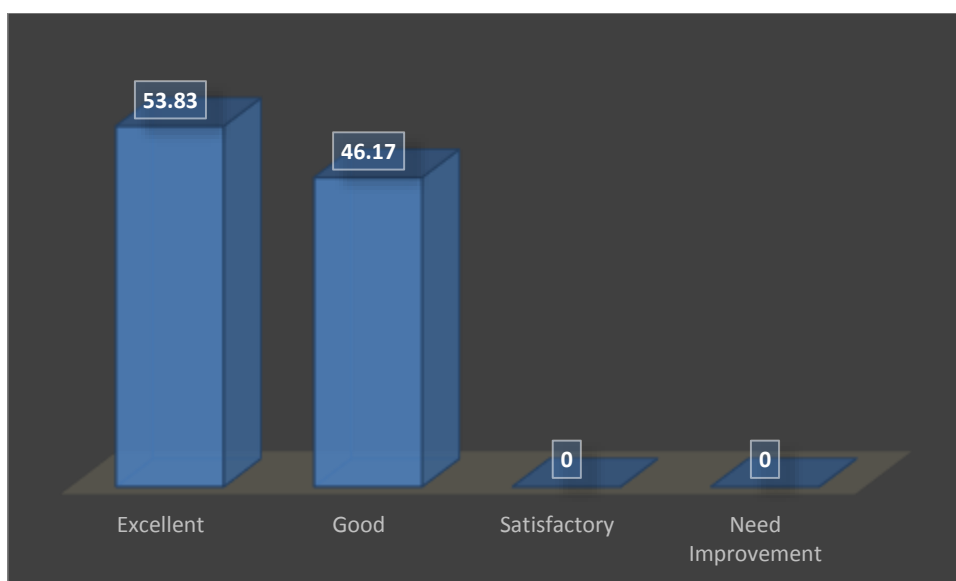
**Q - 1 : Relevance of syllabus for Core subjects**

Excellent	Good	Satisfactory	Need Improvement
71.93	28.07	0.00	0.00



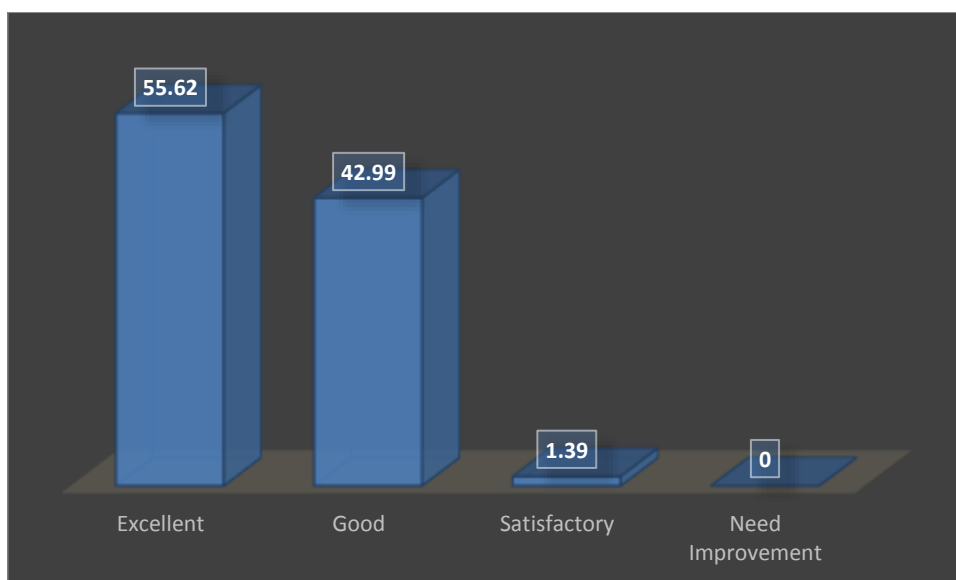
**Q - 2 : Relevance of syllabus for Elective subjects**

Excellent	Good	Satisfactory	Need Improvement
53.83	46.17	0.00	0.00



**Q - 3 : Relevance of syllabus for Project/Dissertation**

Excellent	Good	Satisfactory	Need Improvement
55.62	42.99	1.39	0.00



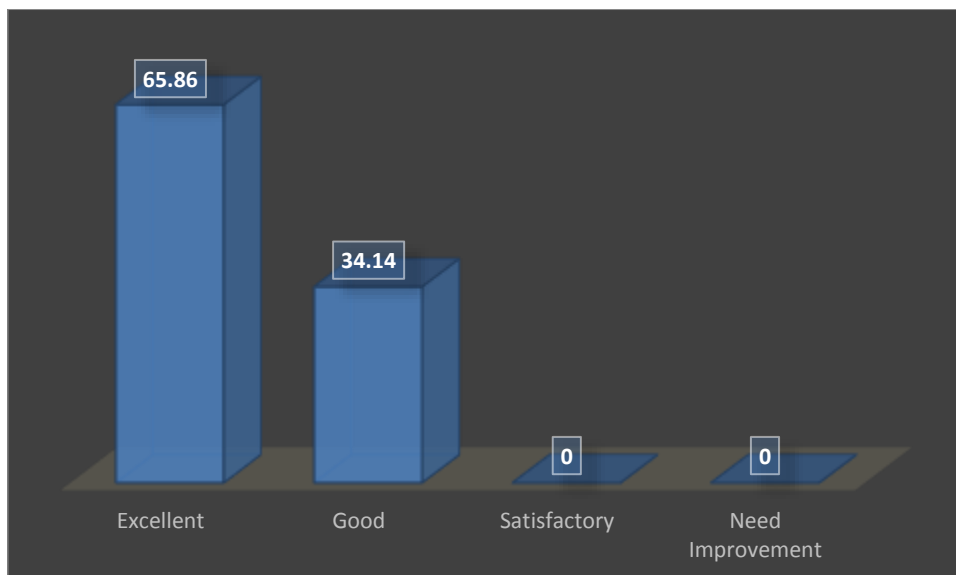
**Q - 4 : Learning outcomes in terms of concepts, knowledge, skills and analytical abilities**

Excellent	Good	Satisfactory	Need Improvement
50.95	47.70	1.35	0.00



**Q - 5 : Depth of the Course Content**

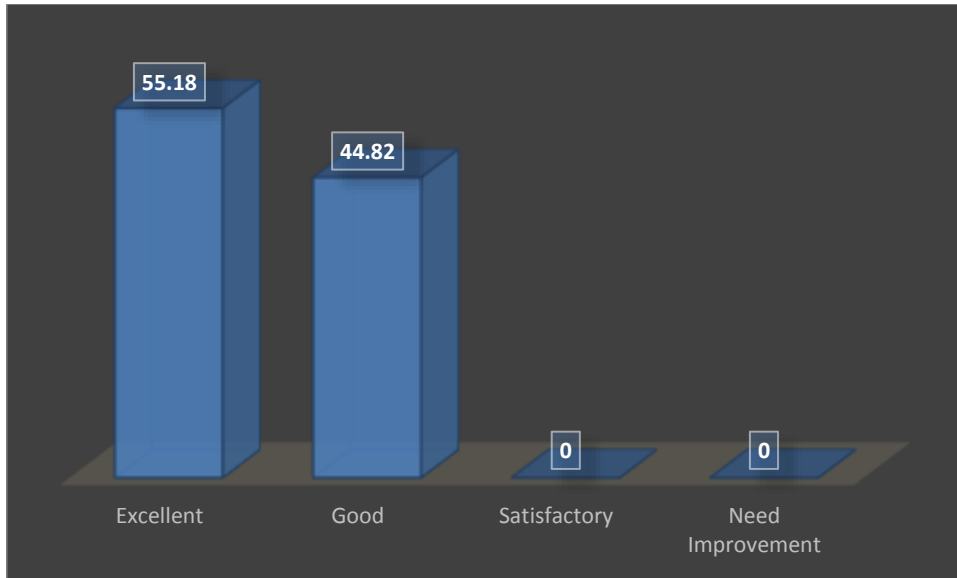
Excellent	Good	Satisfactory	Need Improvement
65.86	34.14	0.00	0.00



**Q - 6 : Course content prepares the student to pursue higher studies**

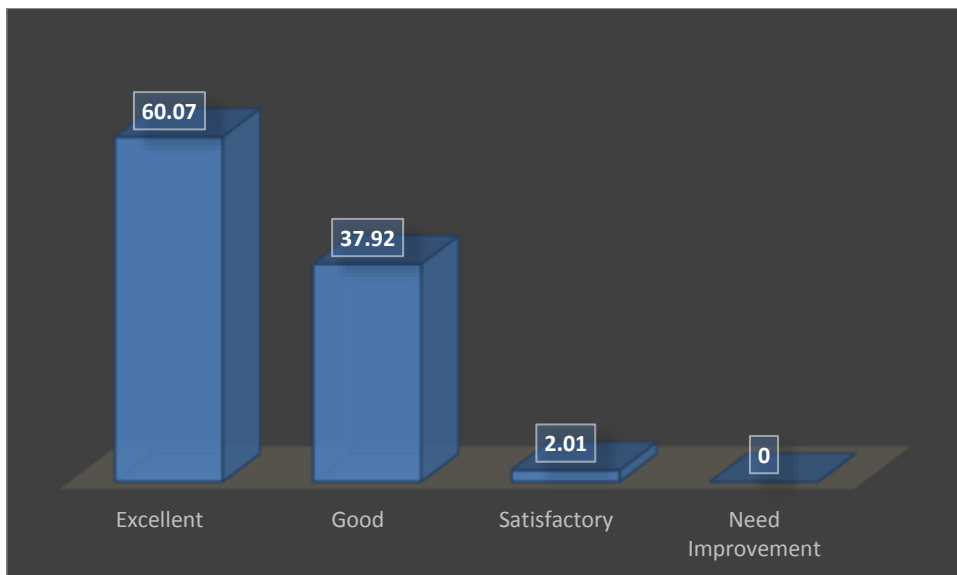
Excellent	Good	Satisfactory	Need Improvement
65.86	34.14	0.00	0.00

55.18	44.82	0.00	0.00
-------	-------	------	------



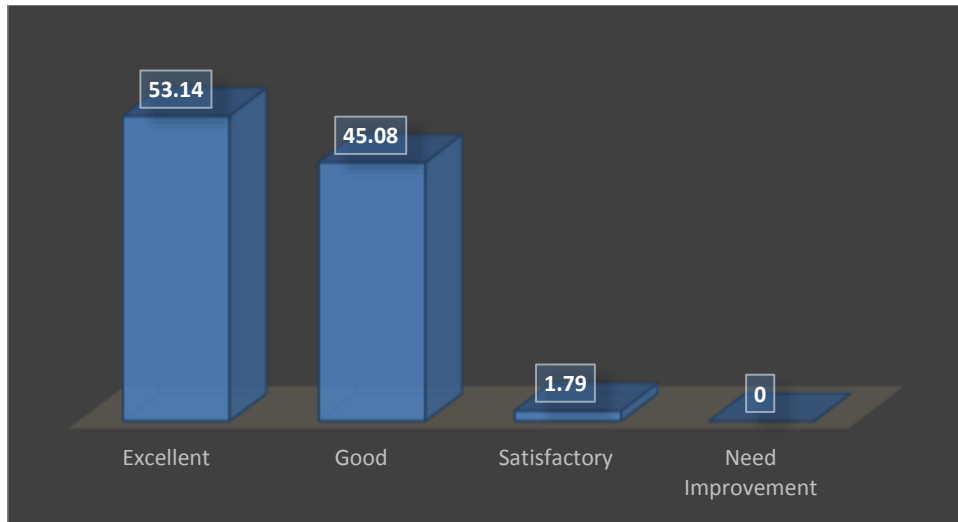
**Q - 7 : Course content prepares the student to face interviews**

Excellent	Good	Satisfactory	Need Improvement
60.07	37.92	2.01	0.00



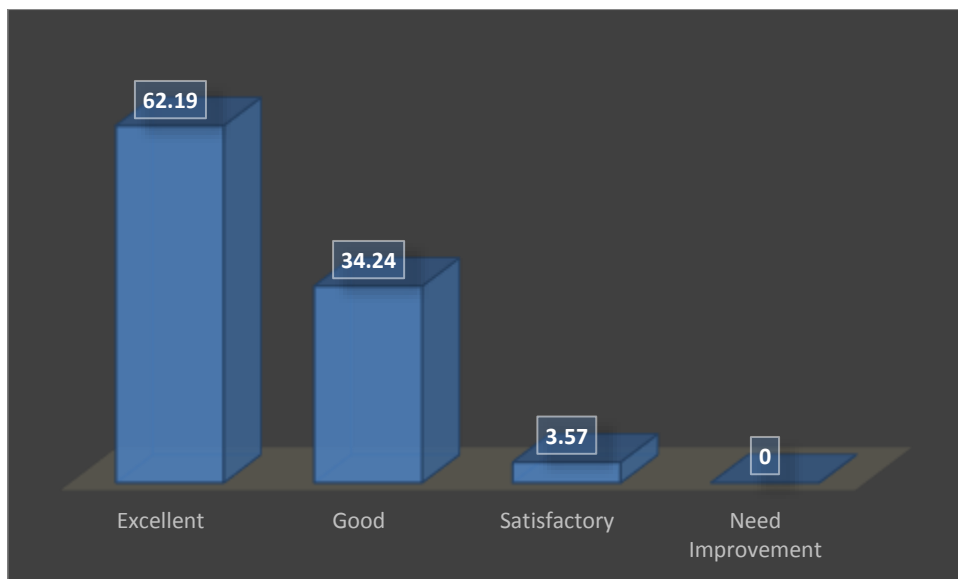
**Q - 8 : Course content prepares the student to qualify competitive / qualifying examination**

Excellent	Good	Satisfactory	Need Improvement
53.14	45.08	1.79	0.00



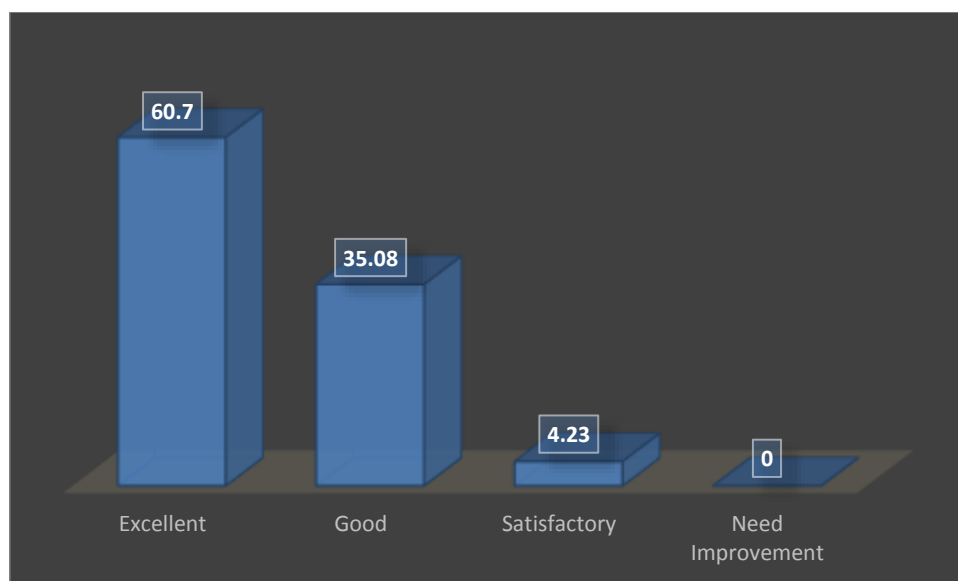
**Q - 9 : The library holdings for the course**

Excellent	Good	Satisfactory	Need Improvement
62.19	34.24	3.57	0.00



**Q - 10 : Overall rating**

Excellent	Good	Satisfactory	Need Improvement
60.70	35.08	4.23	0.00



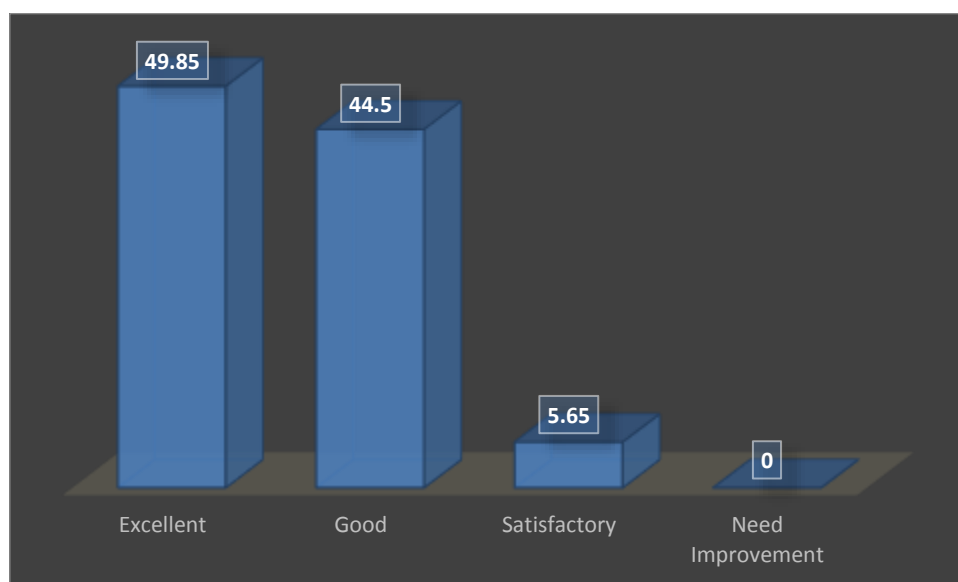
### B.A ENGLISH (SHIFT II)

STUDENT RESPONSES (In Percentage)				
PARAMETERS	EXCELLENT	GOOD	SATISFACTORY	NEED IMPROVEMENT
Q1	49.85	44.50	5.65	0.00
Q2	34.40	56.05	9.55	0.00
Q3	35.61	52.71	8.05	3.64
Q4	40.94	46.83	12.23	0.00
Q5	43.97	44.77	10.34	0.93
Q6	40.78	50.12	8.21	0.89
Q7	35.29	54.15	10.57	0.00
Q8	35.83	53.63	10.54	0.00
Q9	35.50	49.56	14.94	0.00
Q10	42.98	49.35	6.77	0.89



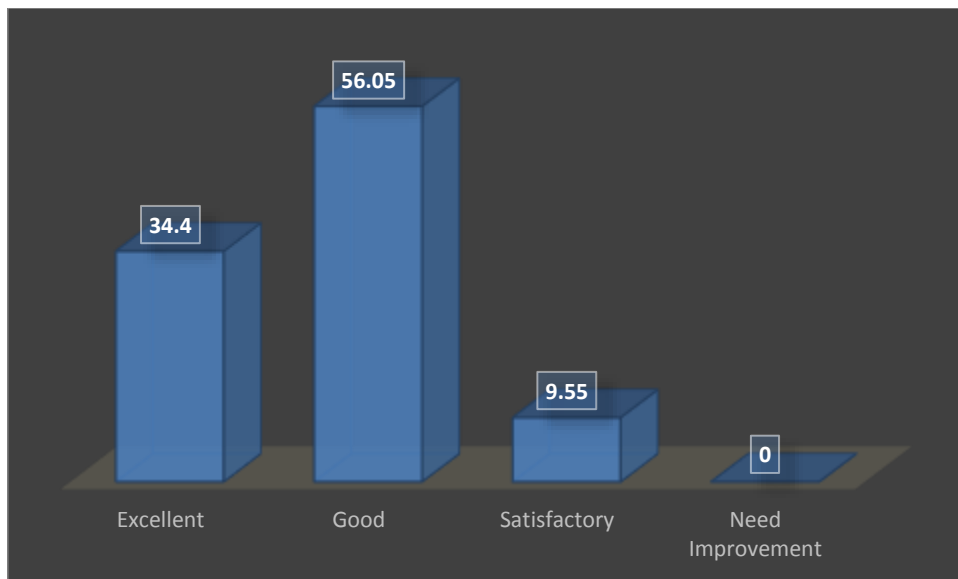
**Q - 1 : Relevance of syllabus for Core subjects**

Excellent	Good	Satisfactory	Need Improvement
49.85	44.50	5.65	0.00



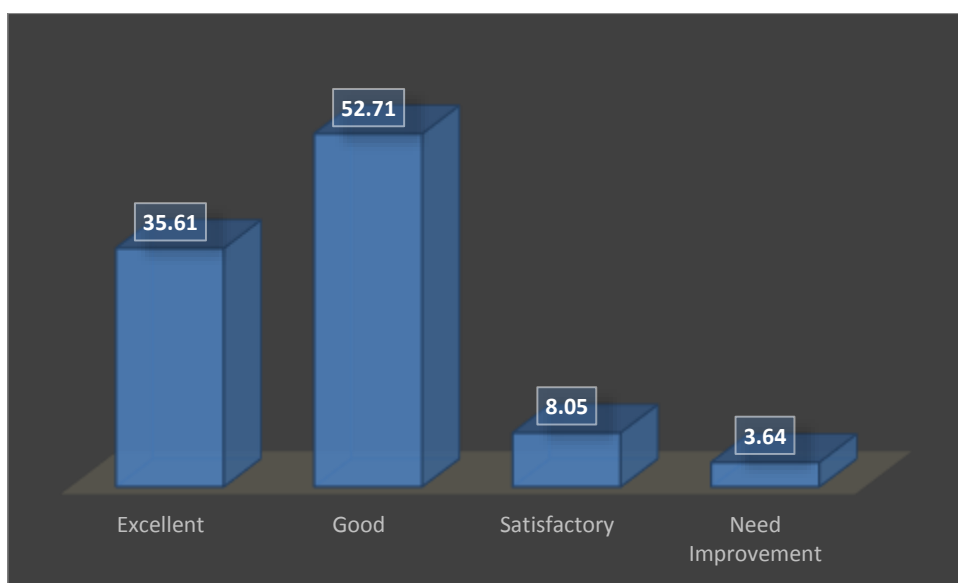
**Q - 2 : Relevance of syllabus for Elective subjects**

Excellent	Good	Satisfactory	Need Improvement
34.40	56.05	9.55	0.00



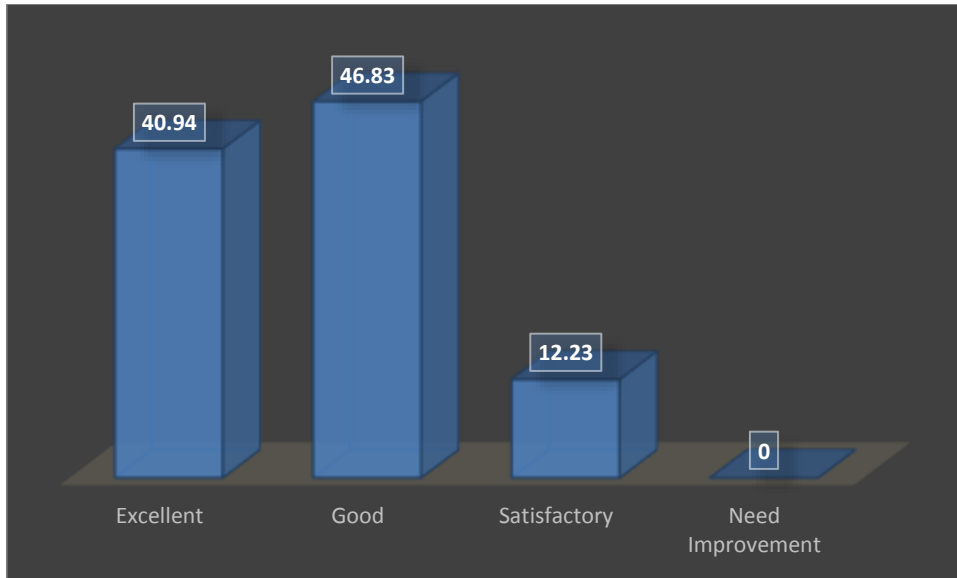
**Q - 3 : Relevance of syllabus for Project/Dissertation**

Excellent	Good	Satisfactory	Need Improvement
35.61	52.71	8.05	3.64



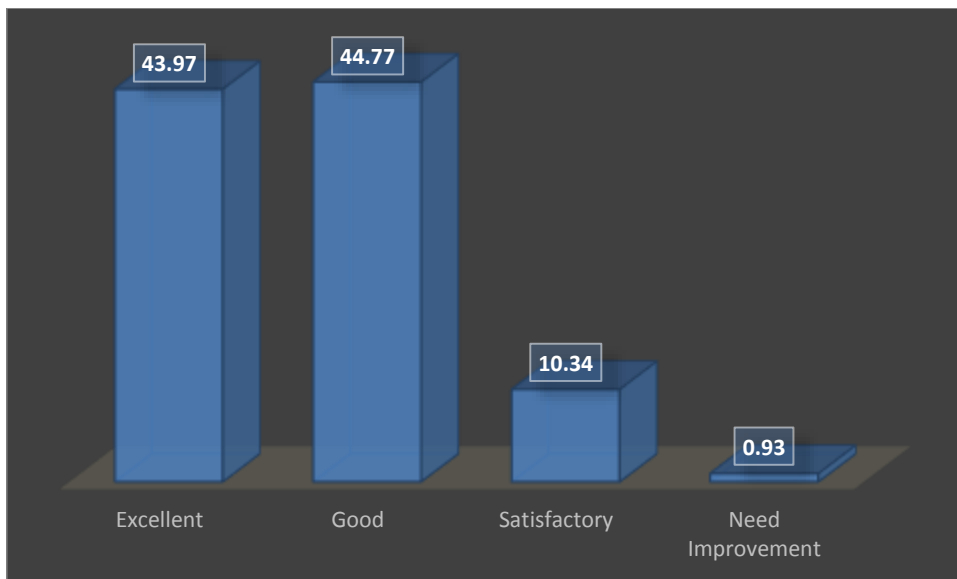
**Q - 4 : Learning outcomes in terms of concepts, knowledge, skills and analytical abilities**

Excellent	Good	Satisfactory	Need Improvement
40.94	46.83	12.23	0.00



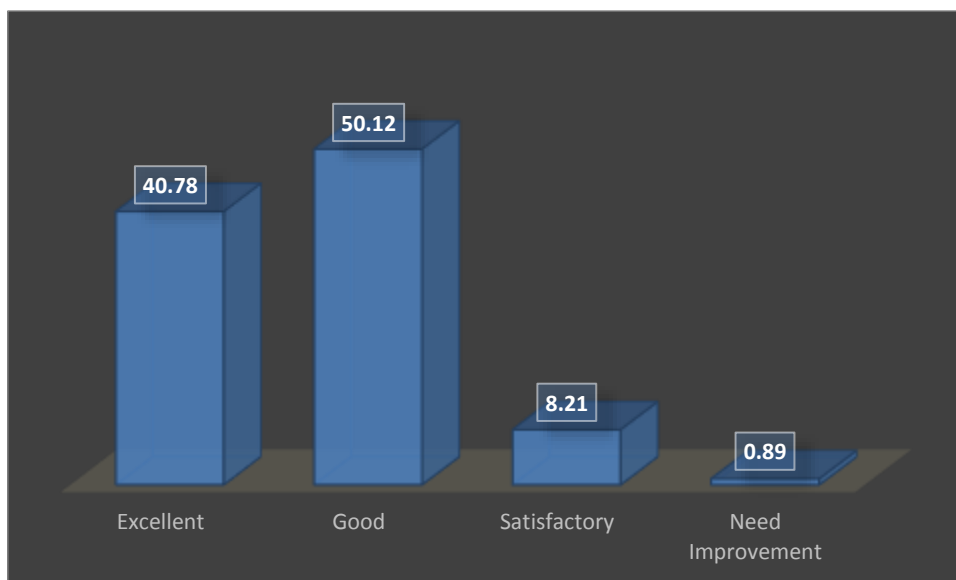
**Q - 5 : Depth of the Course Content**

Excellent	Good	Satisfactory	Need Improvement
43.97	44.77	10.34	0.93



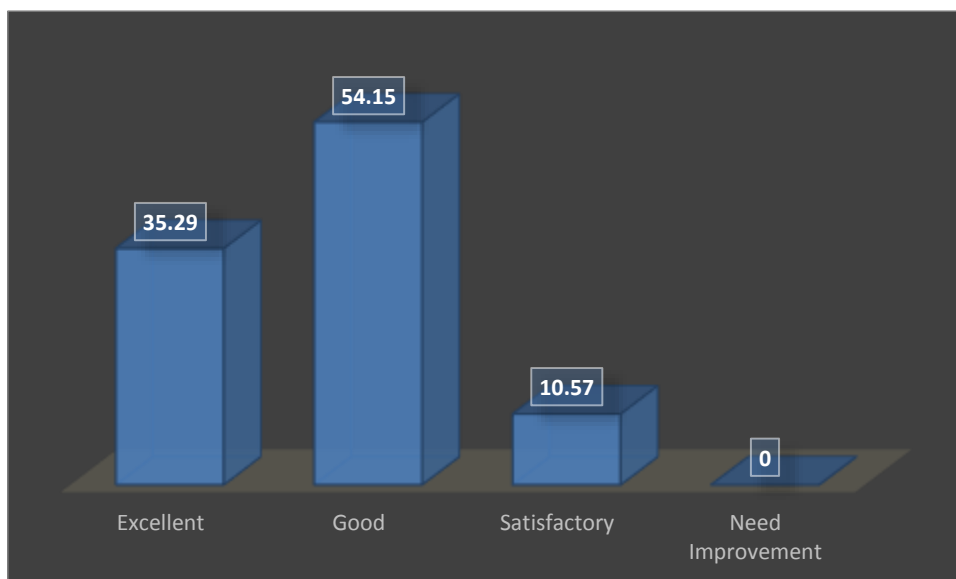
**Q - 6 : Course content prepares the student to pursue higher studies**

Excellent	Good	Satisfactory	Need Improvement
40.78	50.12	8.21	0.89



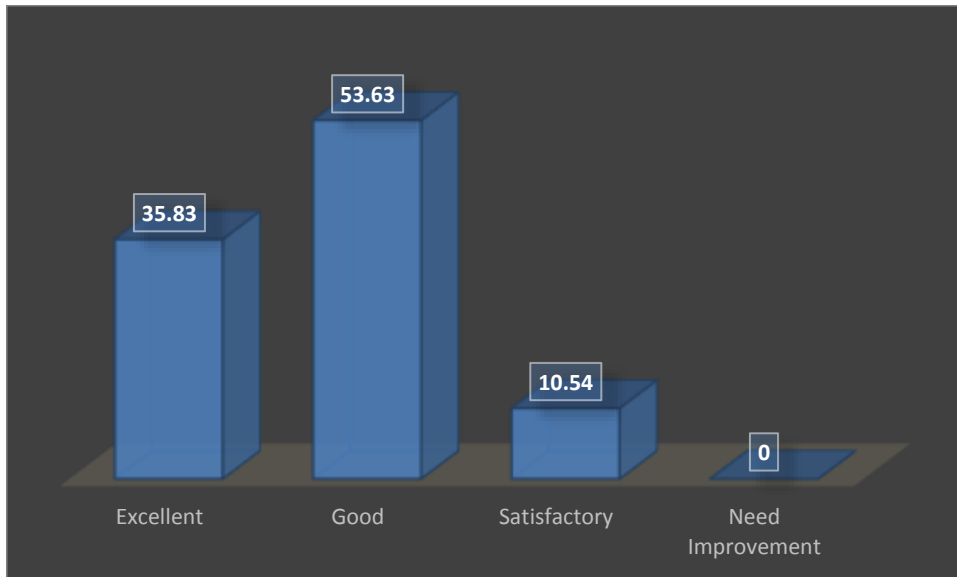
**Q - 7 : Course content prepares the student to face interviews**

Excellent	Good	Satisfactory	Need Improvement
35.29	54.15	10.57	0.00



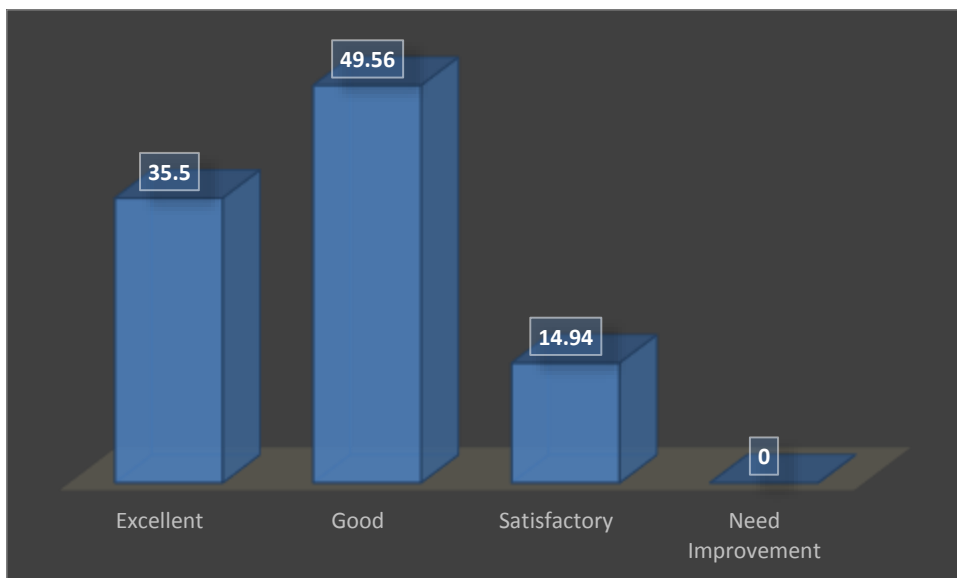
**Q - 8 : Course content prepares the student to qualify competitive / qualifying examination**

Excellent	Good	Satisfactory	Need Improvement
35.83	53.63	10.54	0.00



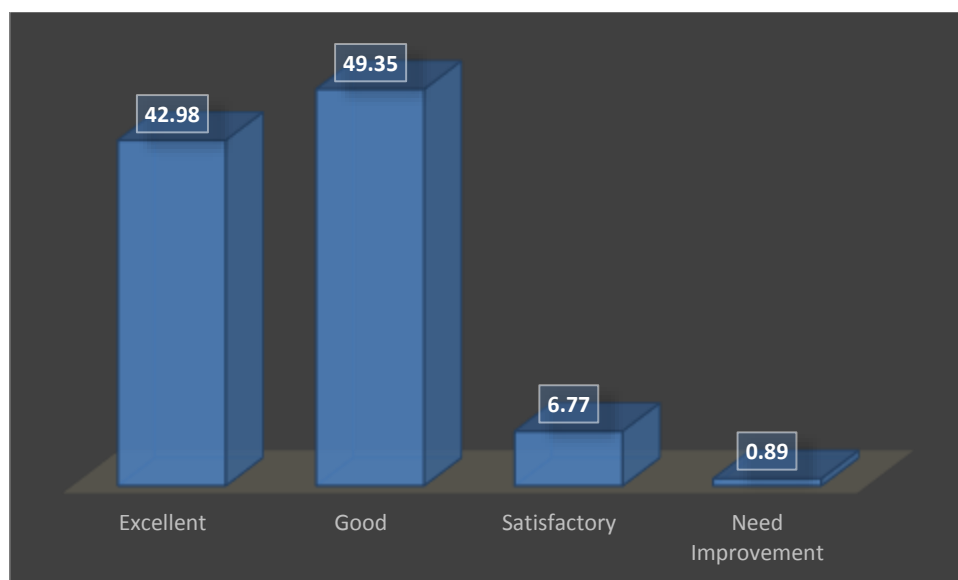
**Q - 9 : The library holdings for the course**

Excellent	Good	Satisfactory	Need Improvement
35.50	49.56	14.94	0.00



### Q - 10 : Overall rating

Excellent	Good	Satisfactory	Need Improvement
42.98	49.35	6.77	0.89



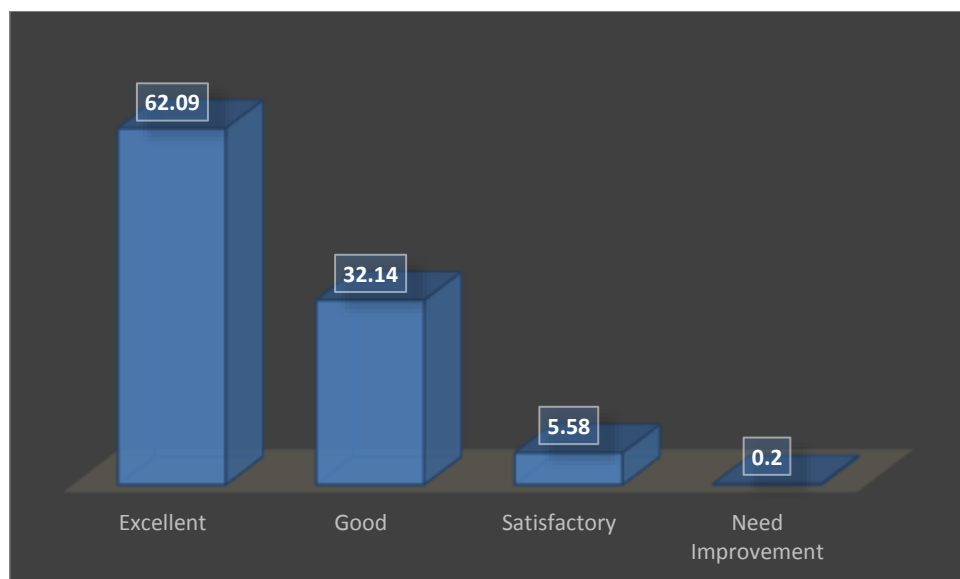
### B.COM (ACCOUNTING & FINANCE) (SHIFT II)

STUDENT RESPONSES (In Percentage)				
PARAMETERS	EXCELLENT	GOOD	SATISFACTORY	NEED IMPROVEMENT
Q1	62.09	32.14	5.58	0.20
Q2	47.71	41.96	10.14	0.20
Q3	50.37	35.38	13.29	0.96
Q4	50.18	37.65	10.27	1.91
Q5	53.03	38.24	7.94	0.78
Q6	47.42	42.07	9.58	0.94
Q7	51.54	37.91	9.41	1.14
Q8	46.37	40.67	11.80	1.16
Q9	55.30	34.57	9.93	0.20

<b>Q10</b>	<b>51.86</b>	<b>37.55</b>	<b>10.20</b>	<b>0.39</b>
------------	--------------	--------------	--------------	-------------

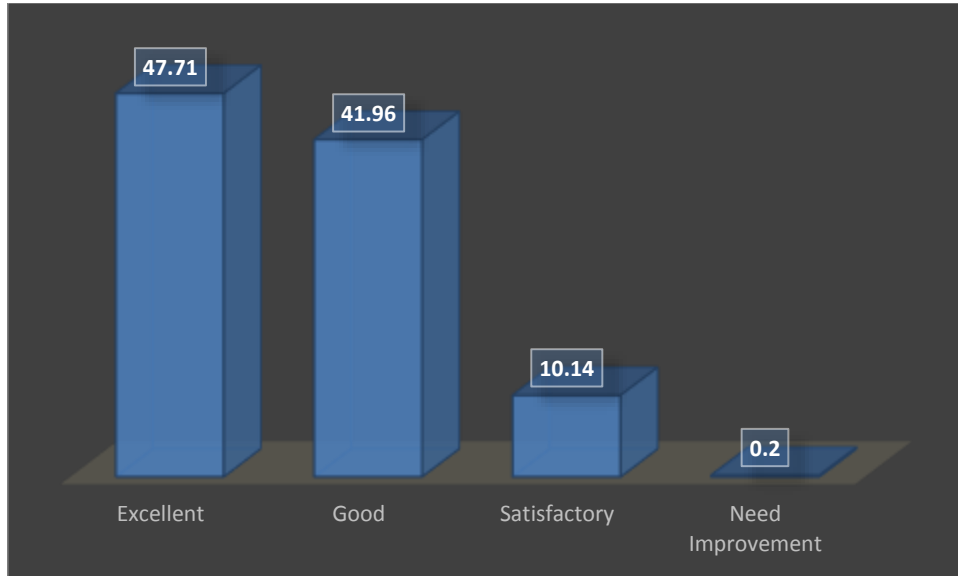
**Q - 1 : Relevance of syllabus for Core subjects**

<b>Excellent</b>	<b>Good</b>	<b>Satisfactory</b>	<b>Need Improvement</b>
<b>62.09</b>	<b>32.14</b>	<b>5.58</b>	<b>0.20</b>



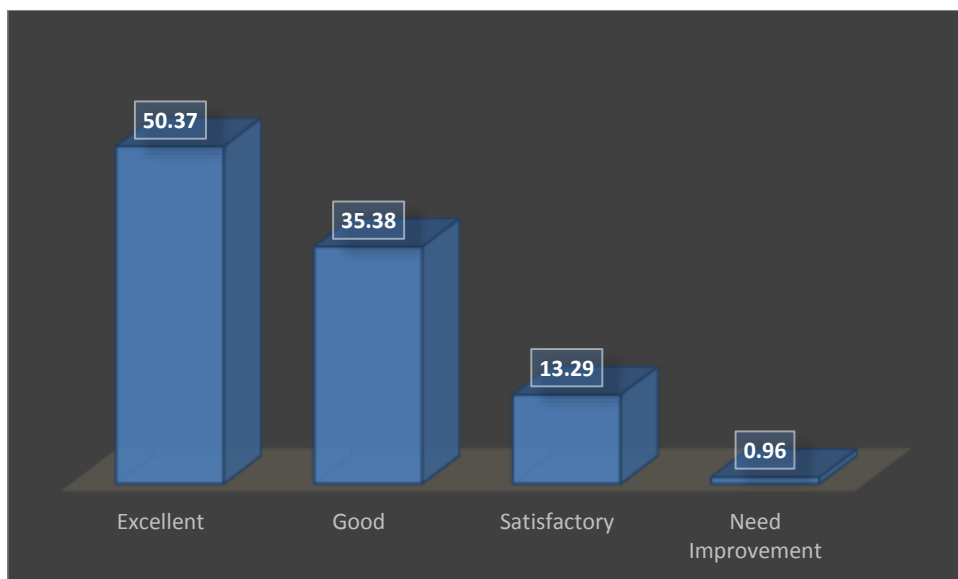
### Q - 2 : Relevance of syllabus for Elective subjects

Excellent	Good	Satisfactory	Need Improvement
47.71	41.96	10.14	0.20



### Q - 3 : Relevance of syllabus for Project/Dissertation

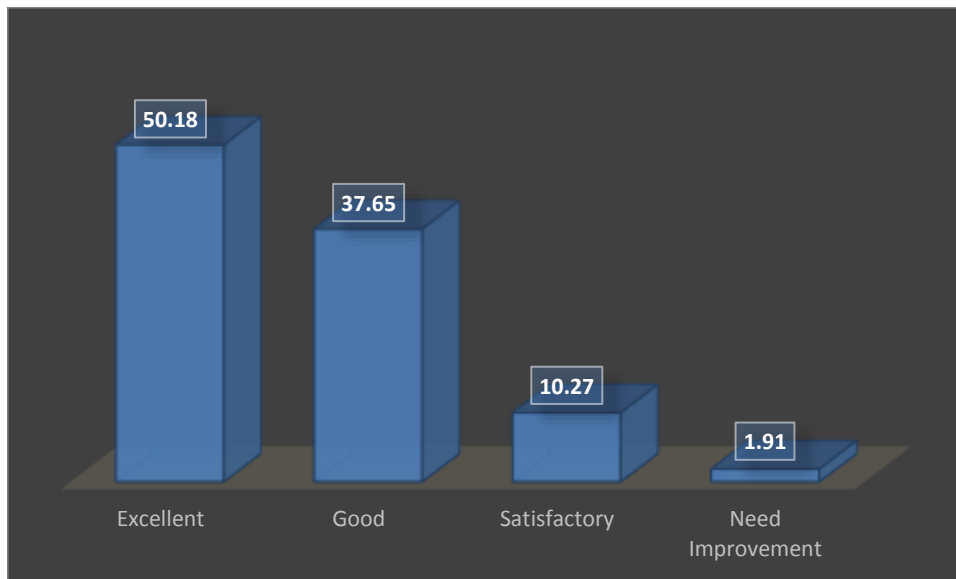
Excellent	Good	Satisfactory	Need Improvement
50.37	35.38	13.29	0.96





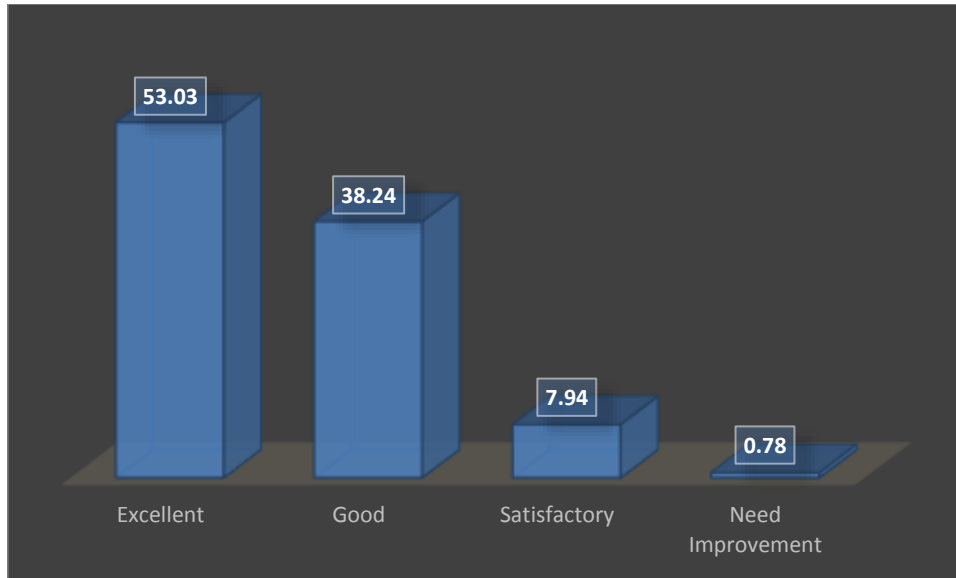
**Q - 4 : Learning outcomes in terms of concepts, knowledge, skills and analytical abilities**

Excellent	Good	Satisfactory	Need Improvement
50.18	37.65	10.27	1.91



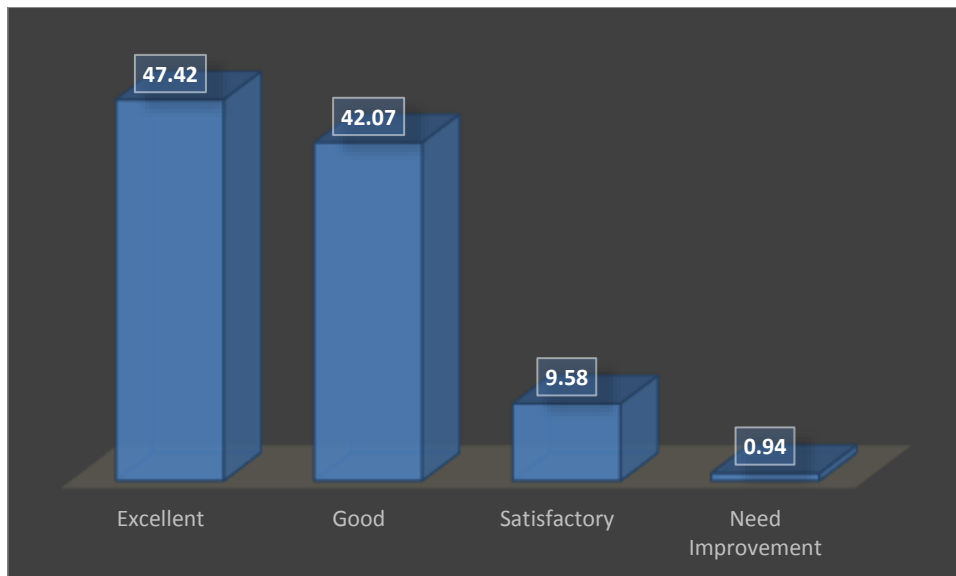
**Q - 5 : Depth of the Course Content**

Excellent	Good	Satisfactory	Need Improvement
53.03	38.24	7.94	0.78



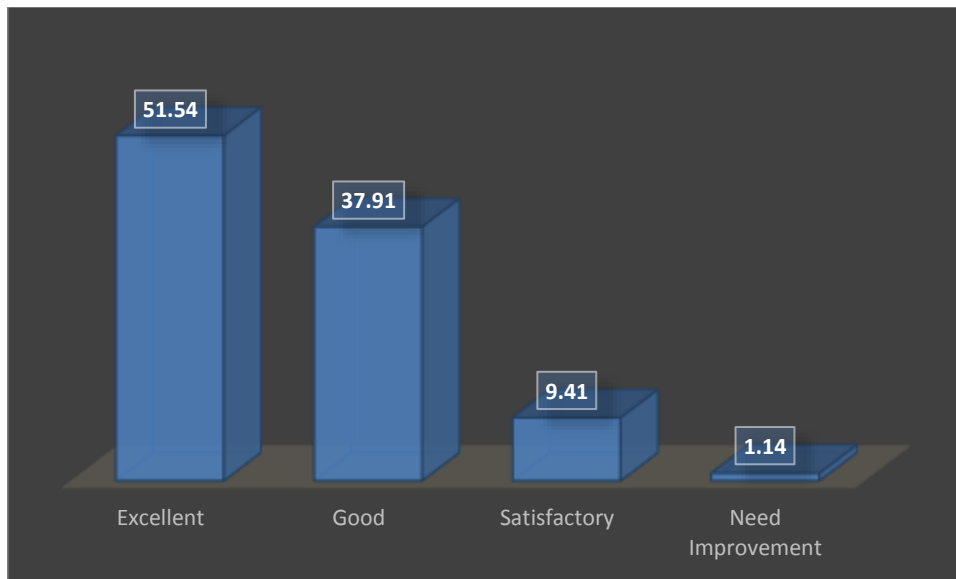
**Q - 6 : Course content prepares the student to pursue higher studies**

Excellent	Good	Satisfactory	Need Improvement
47.42	42.07	9.58	0.94



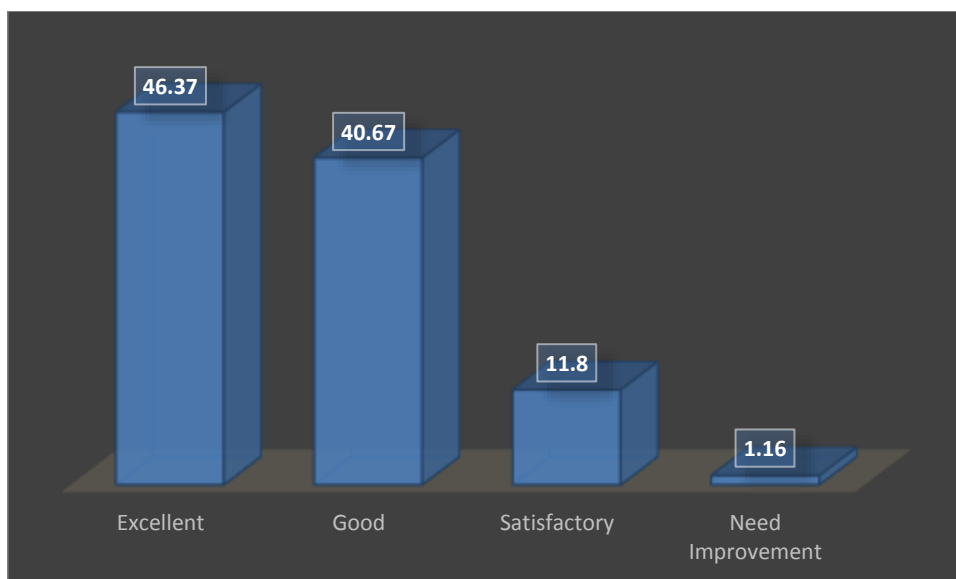
**Q - 7 : Course content prepares the student to face interviews**

Excellent	Good	Satisfactory	Need Improvement
51.54	37.91	9.41	1.14



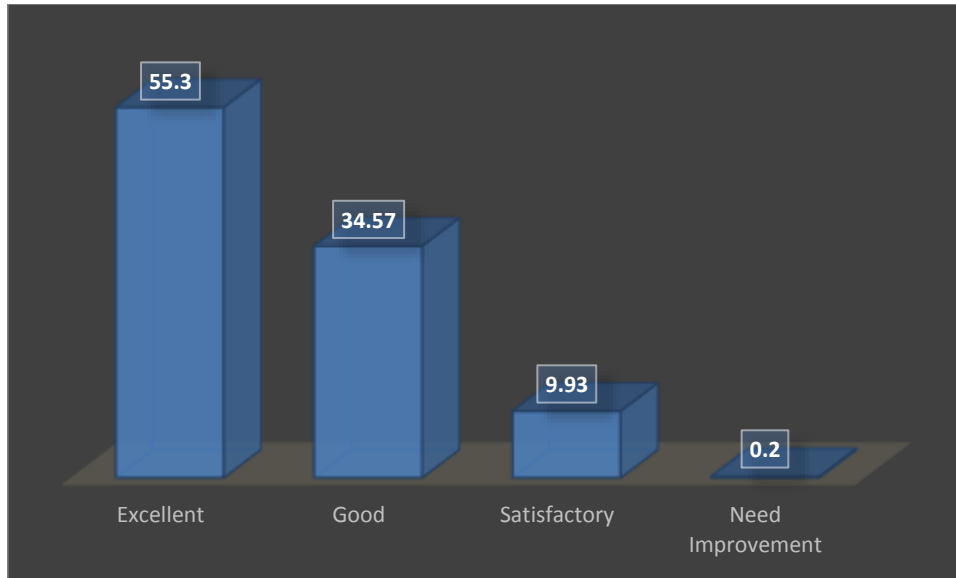
**Q - 8 : Course content prepares the student to qualify competitive / qualifying examination**

Excellent	Good	Satisfactory	Need Improvement
46.37	40.67	11.80	1.16



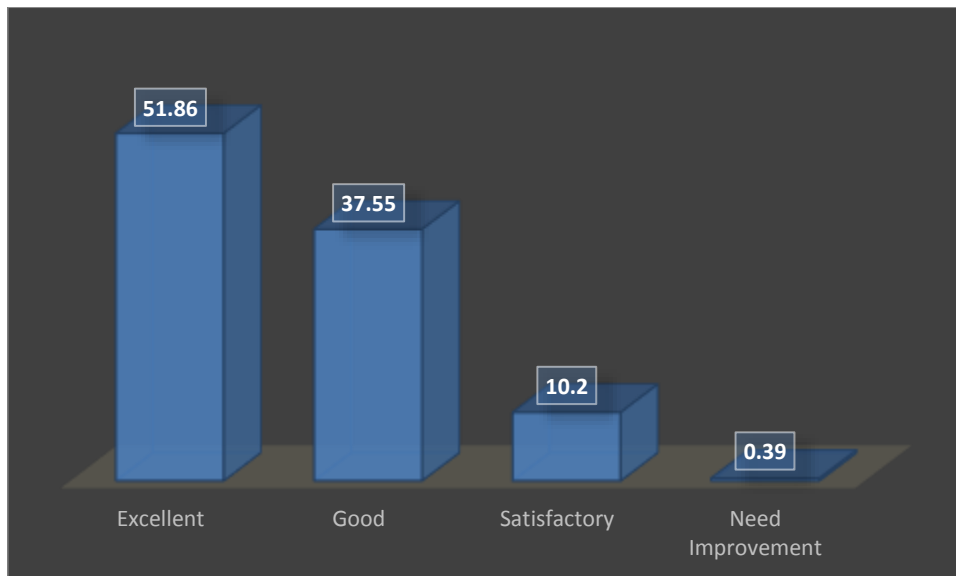
**Q - 9 : The library holdings for the course**

Excellent	Good	Satisfactory	Need Improvement
55.30	34.57	9.93	0.20



**Q - 10 : Overall rating**

Excellent	Good	Satisfactory	Need Improvement
51.86	37.55	10.20	0.39



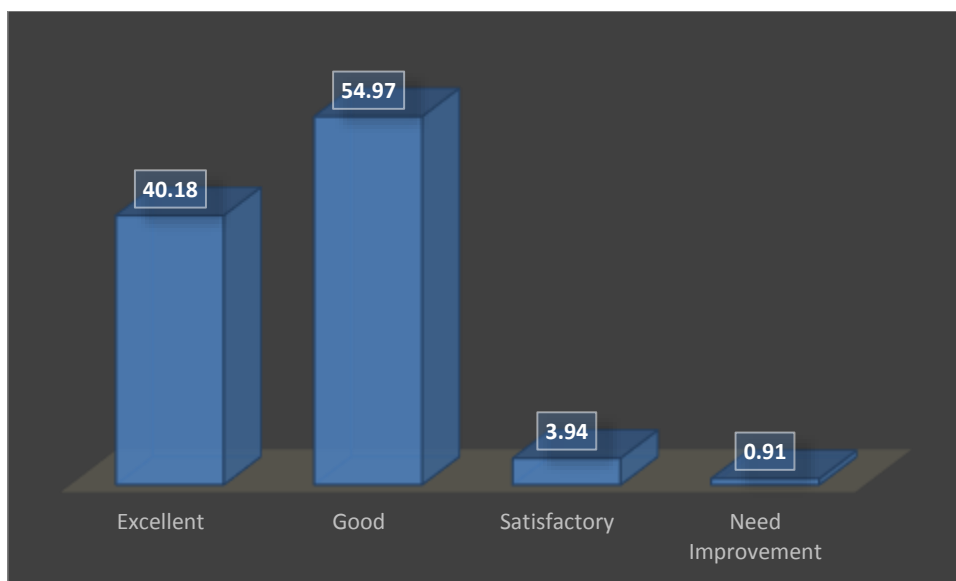
**B.COM (BANK MANAGEMENT) (SHIFT II)**

STUDENT RESPONSES (In Percentage)				
PARAMETERS	EXCELLENT	GOOD	SATISFACTORY	NEED IMPROVEMENT

Q1	40.18	54.97	3.94	0.91
Q2	29.80	66.11	4.09	0.00
Q3	29.07	56.79	13.23	0.91
Q4	37.91	54.50	7.60	0.00
Q5	31.36	60.58	7.15	0.91
Q6	31.06	56.64	11.85	0.46
Q7	33.36	55.86	9.88	0.91
Q8	29.37	58.21	11.06	1.37
Q9	33.69	52.45	13.41	0.46
Q10	32.10	56.62	10.84	0.46

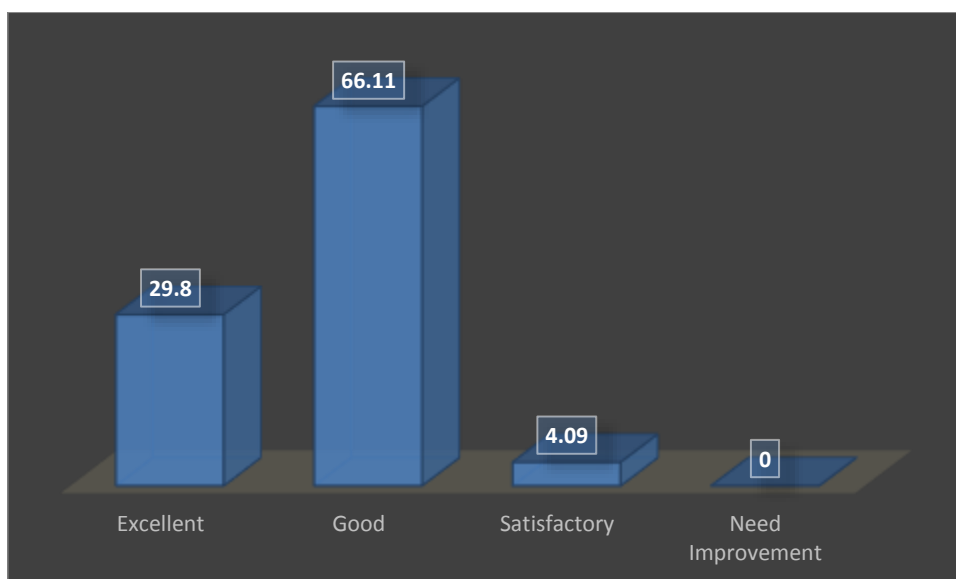
**Q - 1 : Relevance of syllabus for Core subjects**

Excellent	Good	Satisfactory	Need Improvement
40.18	54.97	3.94	0.91



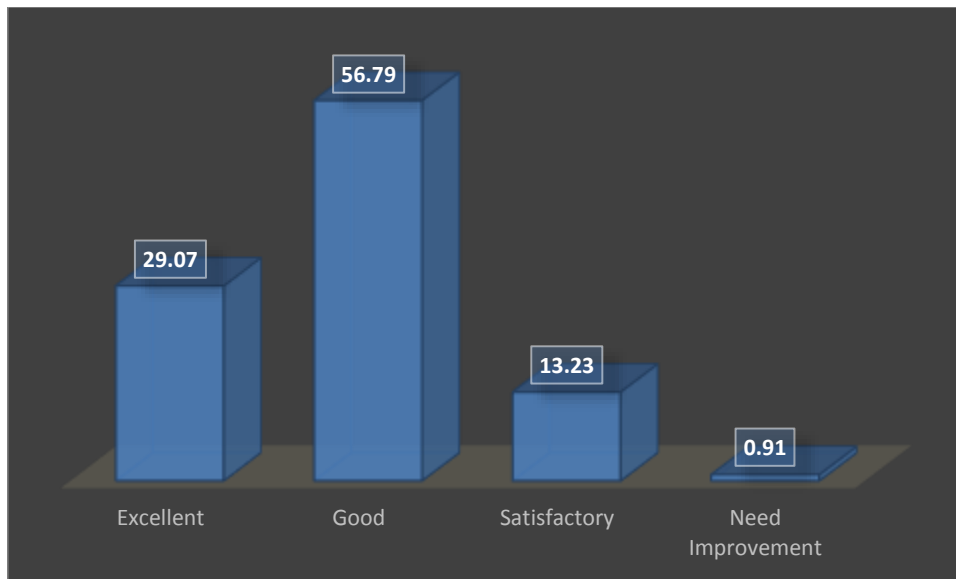
**Q - 2 : Relevance of syllabus for Elective subjects**

Excellent	Good	Satisfactory	Need Improvement
29.80	66.11	4.09	0.00



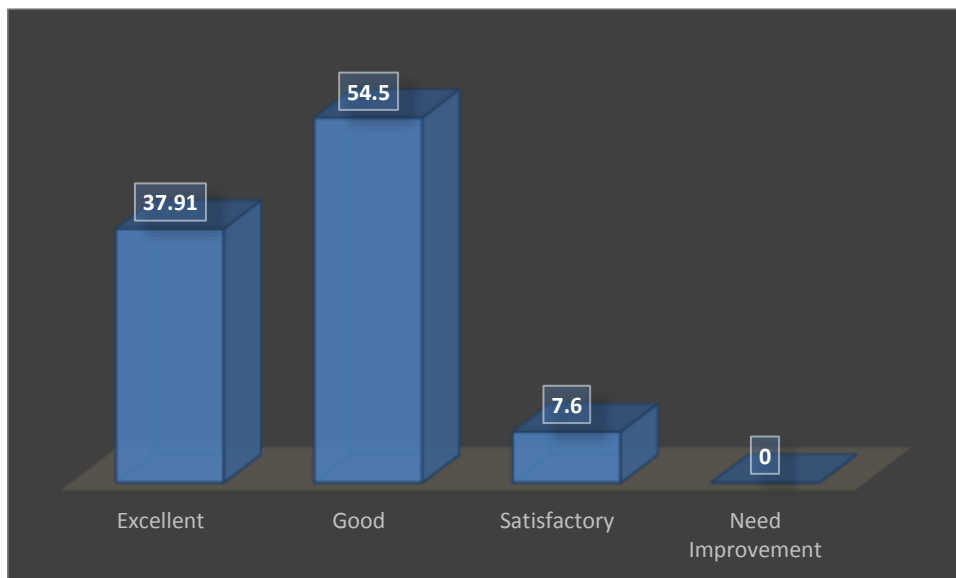
**Q - 3 : Relevance of syllabus for Project/Dissertation**

Excellent	Good	Satisfactory	Need Improvement
29.07	56.79	13.23	0.91



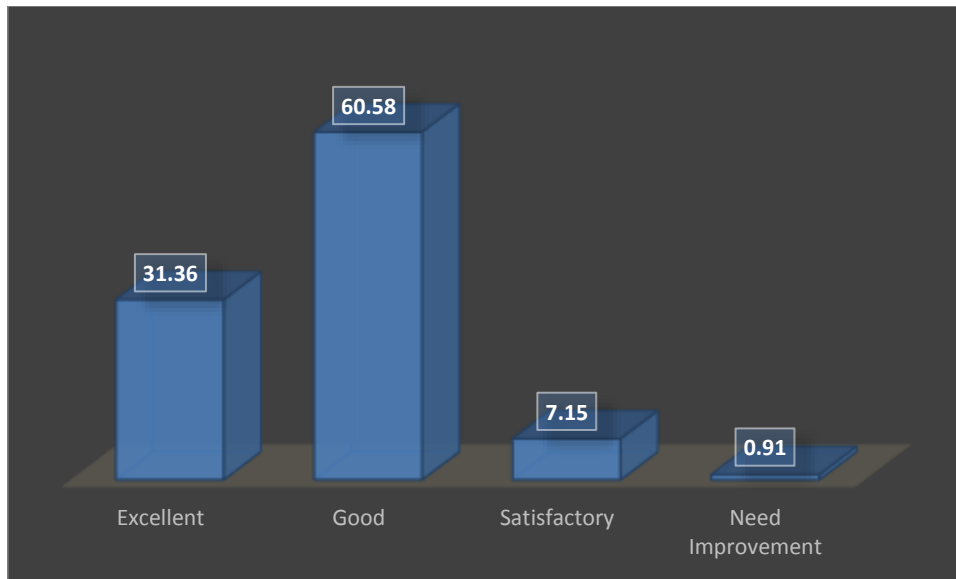
**Q - 4 : Learning outcomes in terms of concepts, knowledge, skills and analytical abilities**

Excellent	Good	Satisfactory	Need Improvement
37.91	54.50	7.60	0.00



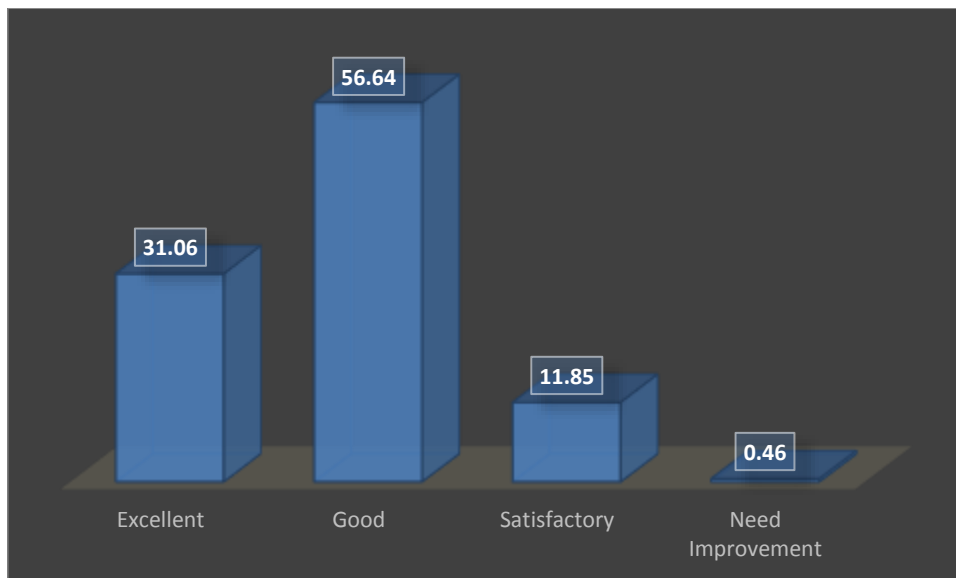
**Q - 5 : Depth of the Course Content**

Excellent	Good	Satisfactory	Need Improvement
31.36	60.58	7.15	0.91



**Q - 6 : Course content prepares the student to pursue higher studies**

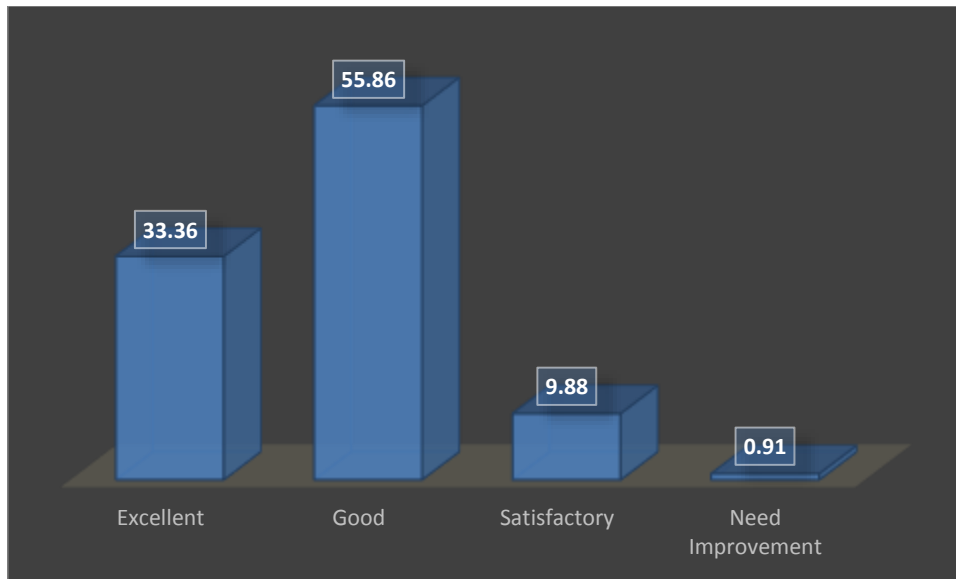
Excellent	Good	Satisfactory	Need Improvement
31.06	56.64	11.85	0.46



**Q - 7 : Course content prepares the student to face interviews**

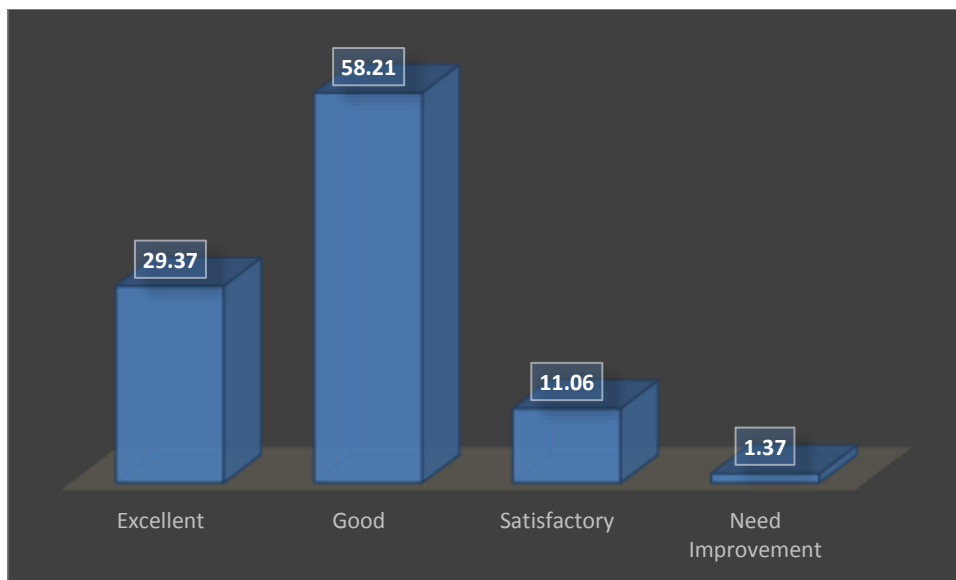
Excellent	Good	Satisfactory	Need Improvement
33.36	55.86	9.88	0.91





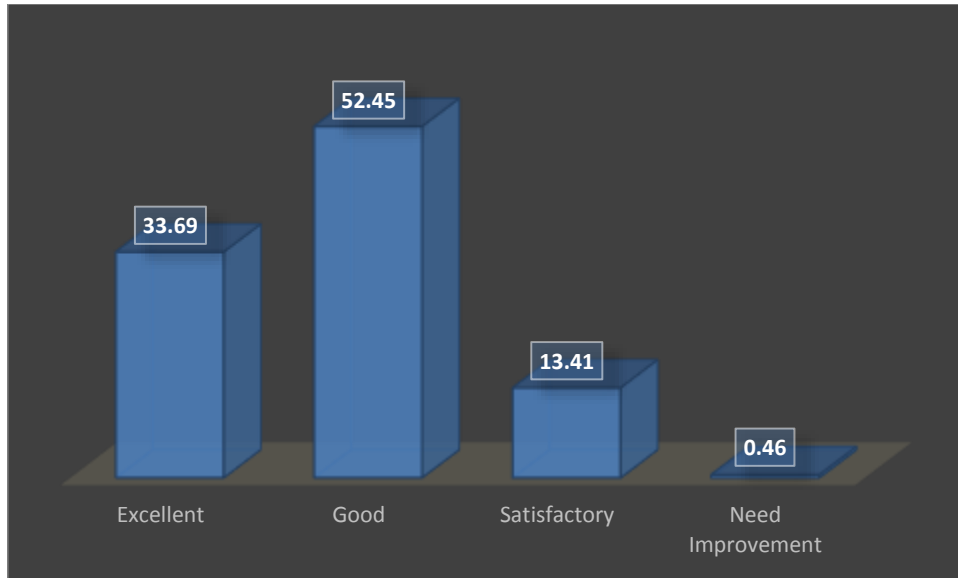
**Q - 8 : Course content prepares the student to qualify competitive / qualifying examination**

Excellent	Good	Satisfactory	Need Improvement
29.37	58.21	11.06	1.37



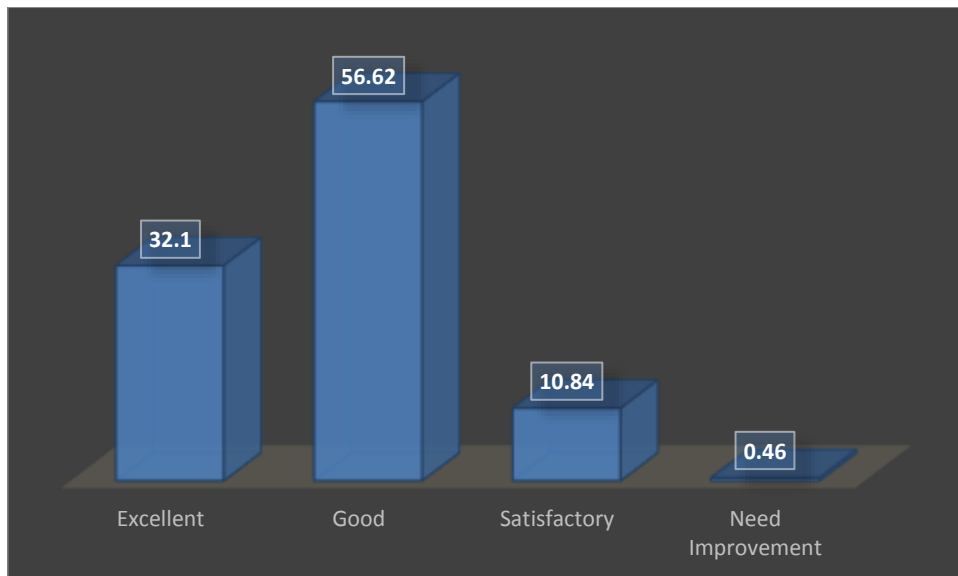
**Q - 9 : The library holdings for the course**

Excellent	Good	Satisfactory	Need Improvement
33.69	52.45	13.41	0.46



**Q - 10 : Overall rating**

Excellent	Good	Satisfactory	Need Improvement
32.10	56.62	10.84	0.46



**B.COM (CORPORATE SECRETARYSHIP) (SHIFT I & II)**

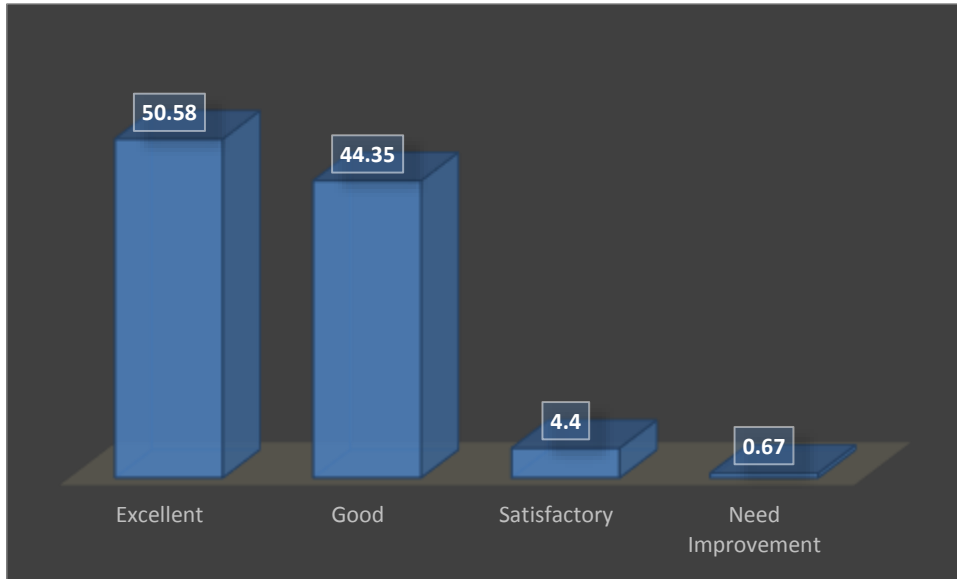
**STUDENT RESPONSES (In Percentage)**

<b>PARAMETERS</b>	<b>EXCELLENT</b>	<b>GOOD</b>	<b>SATISFACTORY</b>	<b>NEED IMPROVEMENT</b>
<b>Q1</b>	<b>50.58</b>	<b>44.35</b>	<b>4.40</b>	<b>0.67</b>
<b>Q2</b>	<b>44.00</b>	<b>49.71</b>	<b>5.82</b>	<b>0.47</b>
<b>Q3</b>	<b>43.83</b>	<b>46.86</b>	<b>8.60</b>	<b>0.71</b>
<b>Q4</b>	<b>44.99</b>	<b>45.40</b>	<b>8.94</b>	<b>0.67</b>
<b>Q5</b>	<b>46.79</b>	<b>42.81</b>	<b>9.44</b>	<b>0.96</b>
<b>Q6</b>	<b>43.93</b>	<b>45.49</b>	<b>10.11</b>	<b>0.47</b>
<b>Q7</b>	<b>43.70</b>	<b>42.67</b>	<b>11.56</b>	<b>2.07</b>
<b>Q8</b>	<b>42.43</b>	<b>46.25</b>	<b>10.14</b>	<b>1.18</b>
<b>Q9</b>	<b>43.94</b>	<b>45.73</b>	<b>9.87</b>	<b>0.47</b>
<b>Q10</b>	<b>46.84</b>	<b>46.23</b>	<b>6.27</b>	<b>0.67</b>

**Q - 1 : Relevance of syllabus for Core subjects**

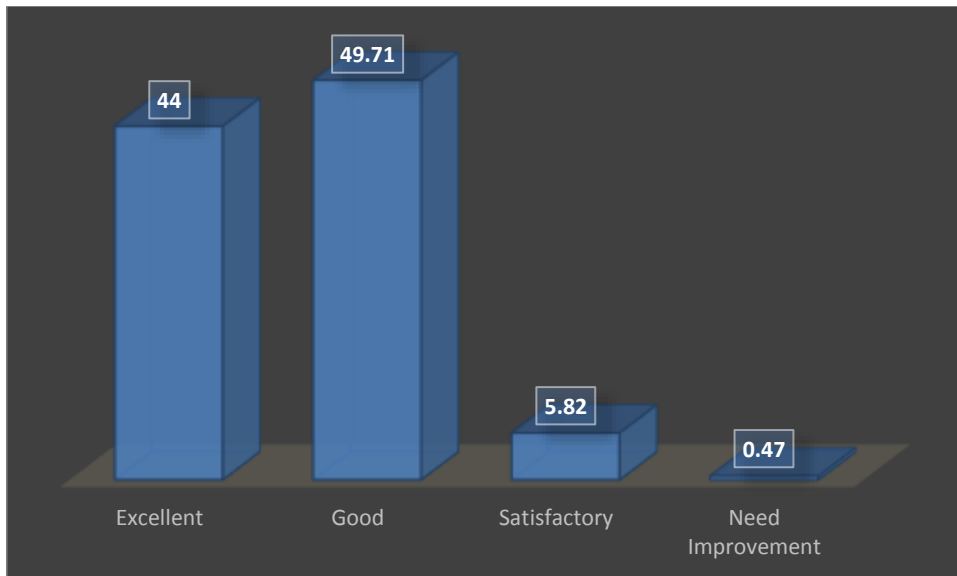
<b>Excellent</b>	<b>Good</b>	<b>Satisfactory</b>	<b>Need Improvement</b>
------------------	-------------	---------------------	-------------------------

<b>50.58</b>	<b>44.35</b>	<b>4.40</b>	<b>0.67</b>
--------------	--------------	-------------	-------------



**Q - 2 : Relevance of syllabus for Elective subjects**

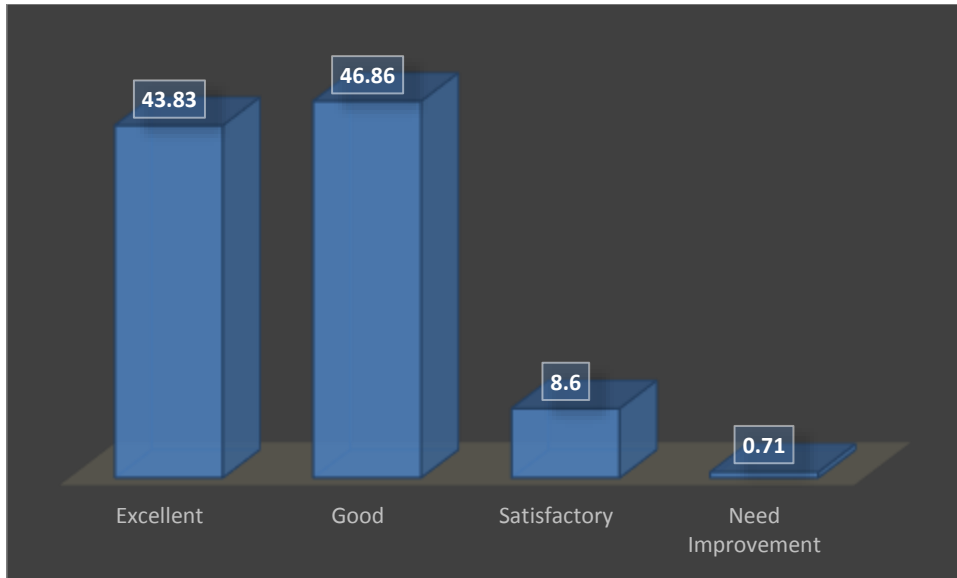
<b>Excellent</b>	<b>Good</b>	<b>Satisfactory</b>	<b>Need Improvement</b>
<b>44.00</b>	<b>49.71</b>	<b>5.82</b>	<b>0.47</b>



**Q - 3 : Relevance of syllabus for Project/Dissertation**

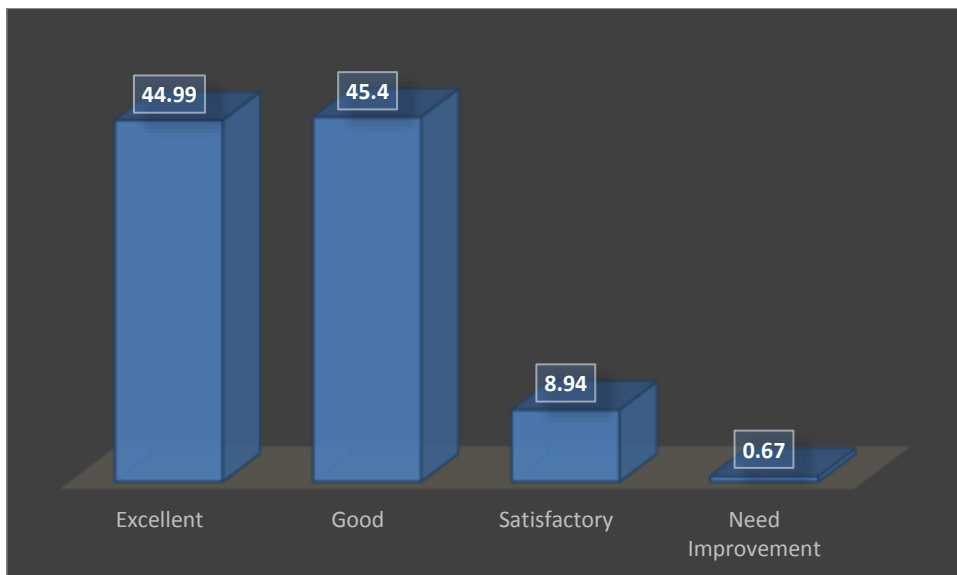
<b>Excellent</b>	<b>Good</b>	<b>Satisfactory</b>	<b>Need Improvement</b>
------------------	-------------	---------------------	-------------------------

43.83	46.86	8.60	0.71
-------	-------	------	------



**Q - 4 : Learning outcomes in terms of concepts, knowledge, skills and analytical abilities**

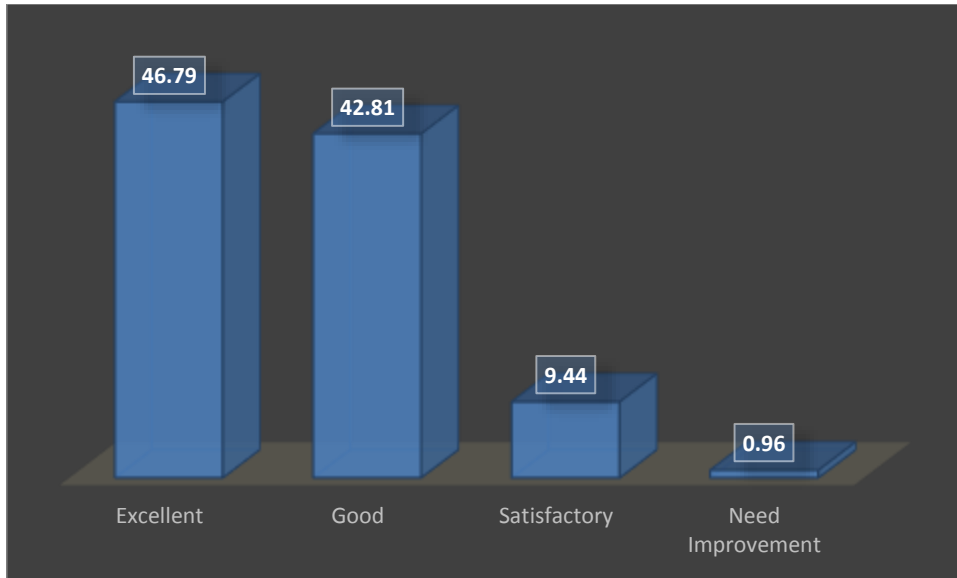
Excellent	Good	Satisfactory	Need Improvement
44.99	45.40	8.94	0.67



**Q - 5 : Depth of the Course Content**

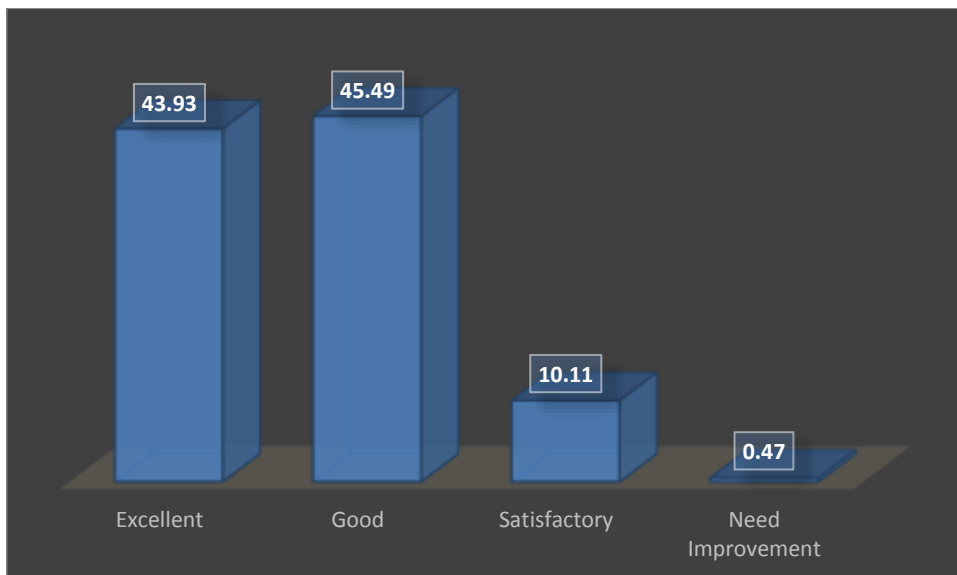
Excellent	Good	Satisfactory	Need Improvement
-----------	------	--------------	------------------

<b>46.79</b>	<b>42.81</b>	<b>9.44</b>	<b>0.96</b>
--------------	--------------	-------------	-------------



**Q - 6 : Course content prepares the student to pursue higher studies**

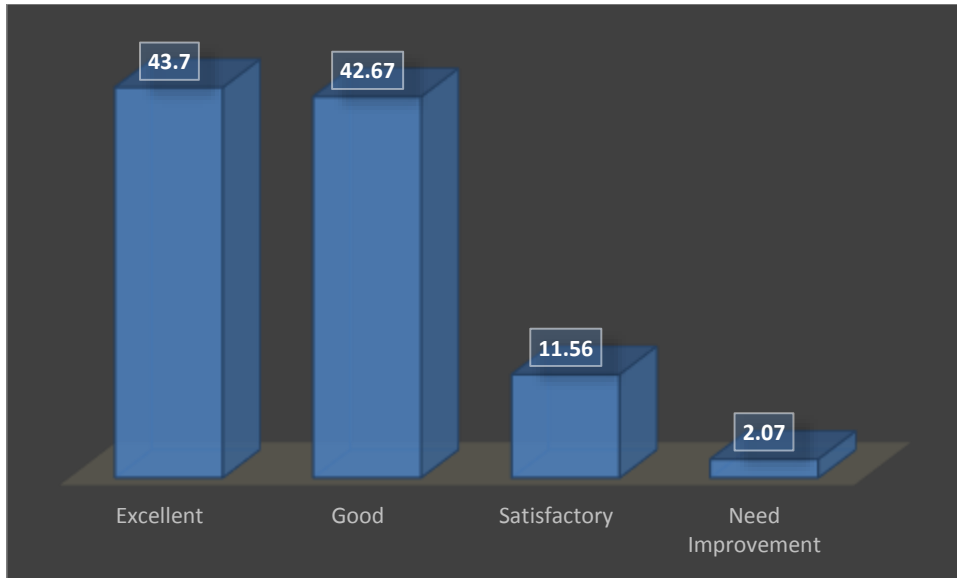
<b>Excellent</b>	<b>Good</b>	<b>Satisfactory</b>	<b>Need Improvement</b>
<b>43.93</b>	<b>45.49</b>	<b>10.11</b>	<b>0.47</b>



**Q - 7 : Course content prepares the student to face interviews**

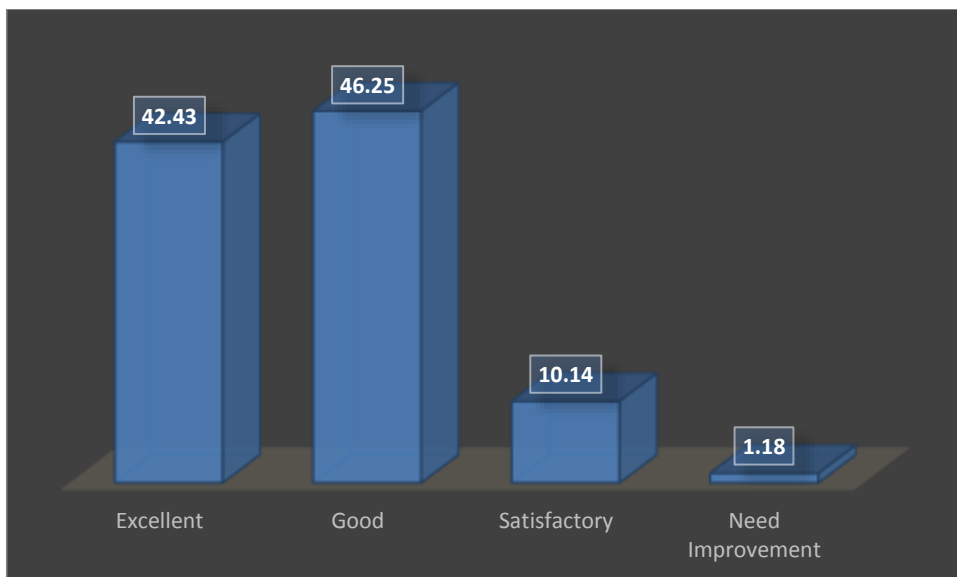
<b>Excellent</b>	<b>Good</b>	<b>Satisfactory</b>	<b>Need Improvement</b>
------------------	-------------	---------------------	-------------------------

43.70	42.67	11.56	2.07
-------	-------	-------	------



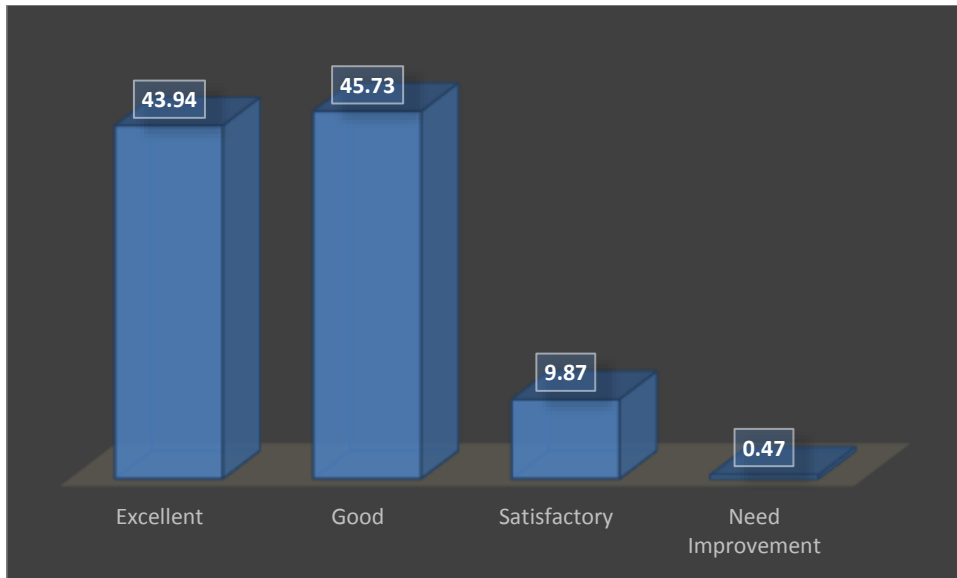
**Q - 8 : Course content prepares the student to qualify competitive / qualifying examination**

Excellent	Good	Satisfactory	Need Improvement
42.43	46.25	10.14	1.18



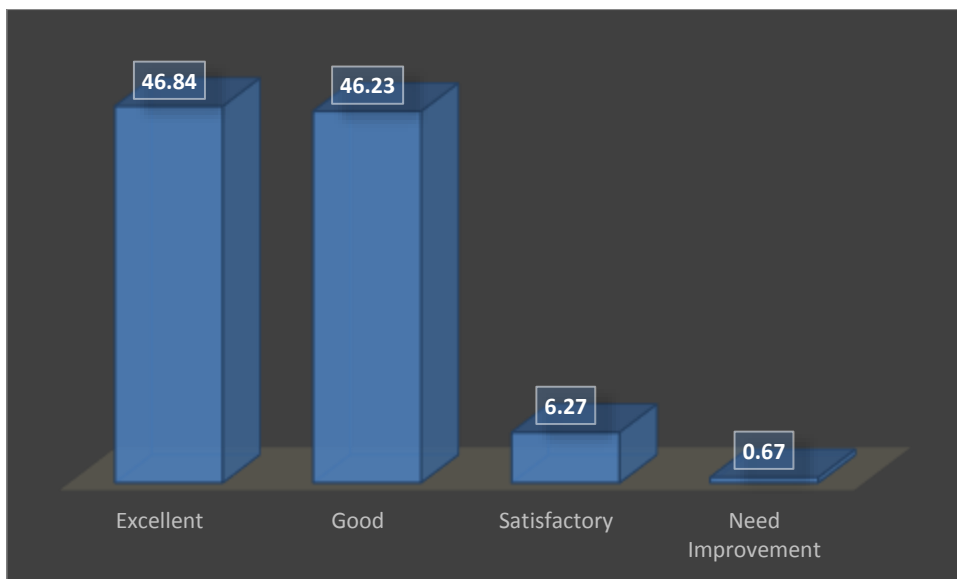
**Q - 9 : The library holdings for the course**

Excellent	Good	Satisfactory	Need Improvement
43.94	45.73	9.87	0.47



**Q - 10 : Overall rating**

Excellent	Good	Satisfactory	Need Improvement
46.84	46.23	6.27	0.67



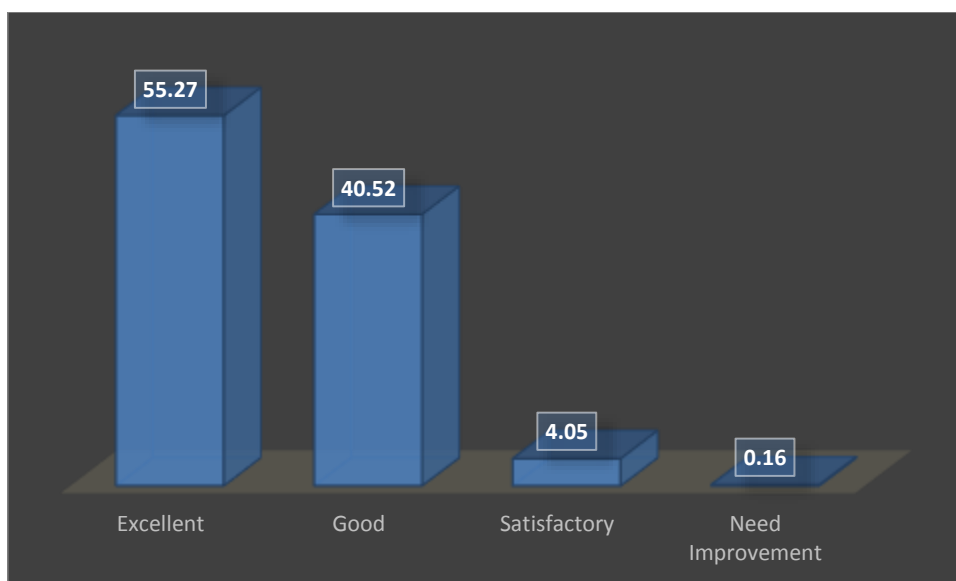
**B.COM (GENERAL) (Shift I & II)**



<b>STUDENT RESPONSES (In Percentage)</b>				
<b>PARAMETERS</b>	<b>EXCELLENT</b>	<b>GOOD</b>	<b>SATISFACTORY</b>	<b>NEED IMPROVEMENT</b>
<b>Q1</b>	<b>55.27</b>	<b>40.52</b>	<b>4.05</b>	<b>0.16</b>
<b>Q2</b>	<b>43.22</b>	<b>49.67</b>	<b>6.77</b>	<b>0.35</b>
<b>Q3</b>	<b>41.61</b>	<b>48.12</b>	<b>9.13</b>	<b>1.14</b>
<b>Q4</b>	<b>44.01</b>	<b>45.38</b>	<b>10.21</b>	<b>0.40</b>
<b>Q5</b>	<b>45.92</b>	<b>45.85</b>	<b>7.71</b>	<b>0.52</b>
<b>Q6</b>	<b>40.40</b>	<b>49.00</b>	<b>10.30</b>	<b>0.31</b>
<b>Q7</b>	<b>40.98</b>	<b>45.93</b>	<b>12.70</b>	<b>0.39</b>
<b>Q8</b>	<b>40.79</b>	<b>46.40</b>	<b>12.00</b>	<b>0.81</b>
<b>Q9</b>	<b>50.80</b>	<b>41.08</b>	<b>7.90</b>	<b>0.22</b>
<b>Q10</b>	<b>45.91</b>	<b>47.33</b>	<b>6.54</b>	<b>0.22</b>

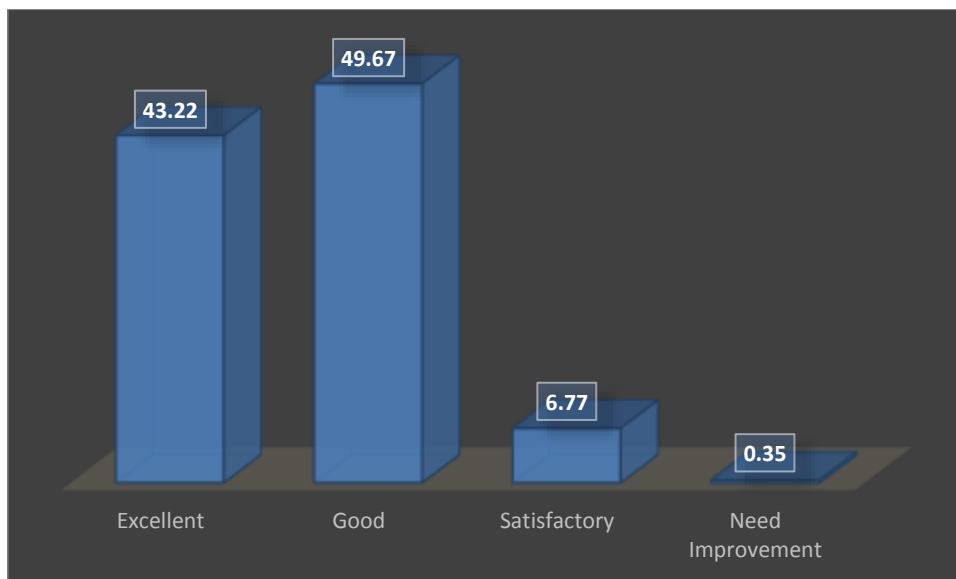
**Q - 1 : Relevance of syllabus for Core subjects**

Excellent	Good	Satisfactory	Need Improvement
55.27	40.52	4.05	0.16



**Q - 2 : Relevance of syllabus for Elective subjects**

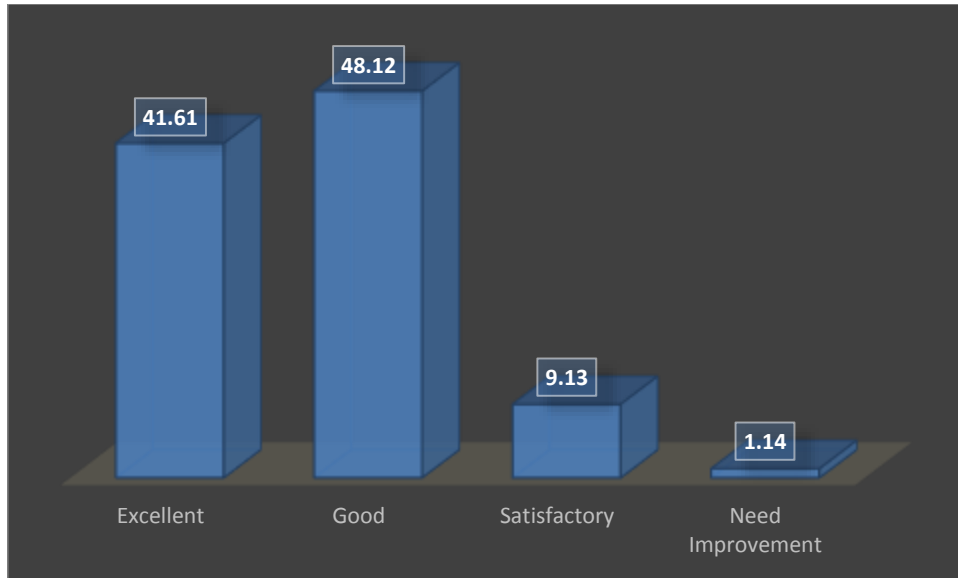
Excellent	Good	Satisfactory	Need Improvement
43.22	49.67	6.77	0.35



**Q - 3 : Relevance of syllabus for Project/Dissertation**

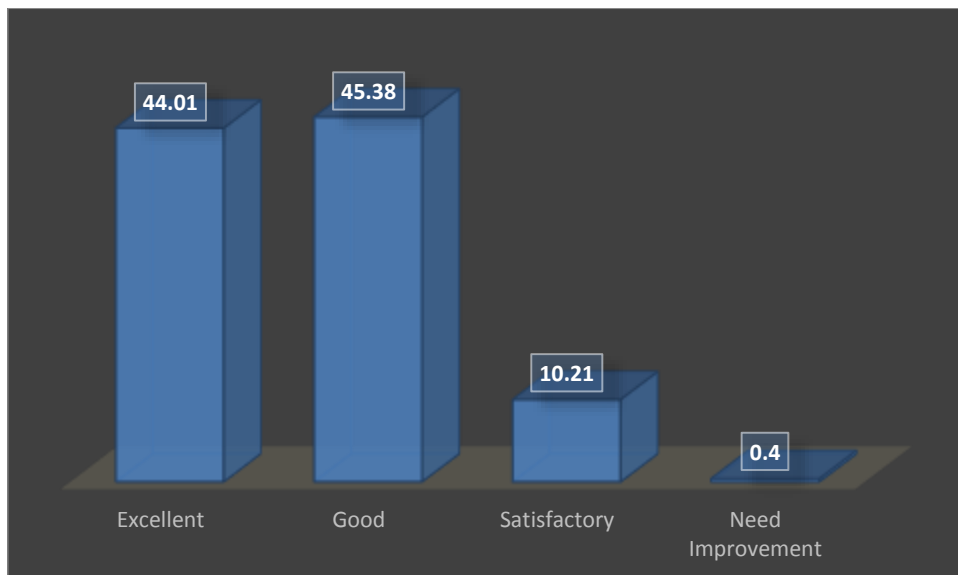
Excellent	Good	Satisfactory	Need Improvement

41.61	48.12	9.13	1.14
-------	-------	------	------



**Q - 4 : Learning outcomes in terms of concepts, knowledge, skills and analytical abilities**

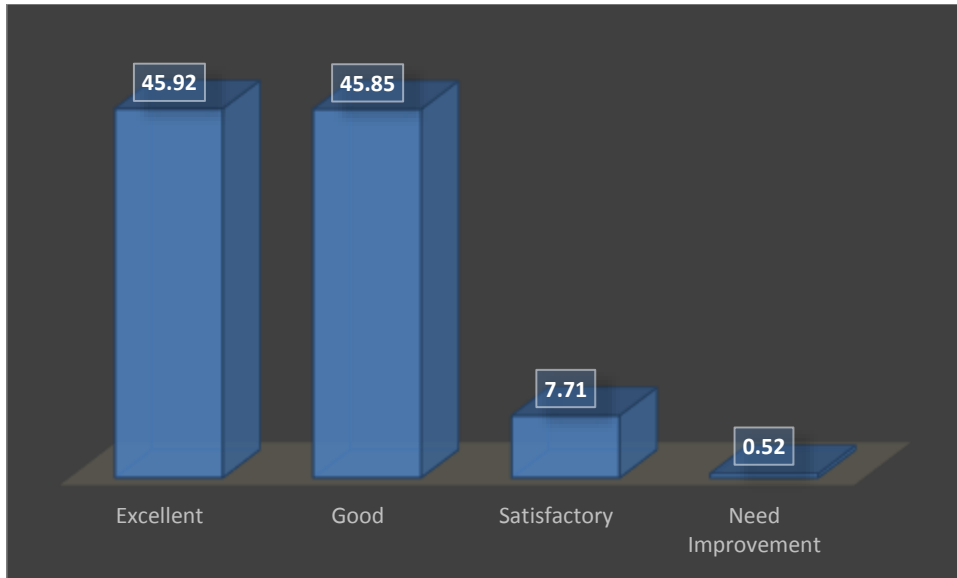
Excellent	Good	Satisfactory	Need Improvement
44.01	45.38	10.21	0.40



**Q - 5 : Depth of the Course Content**

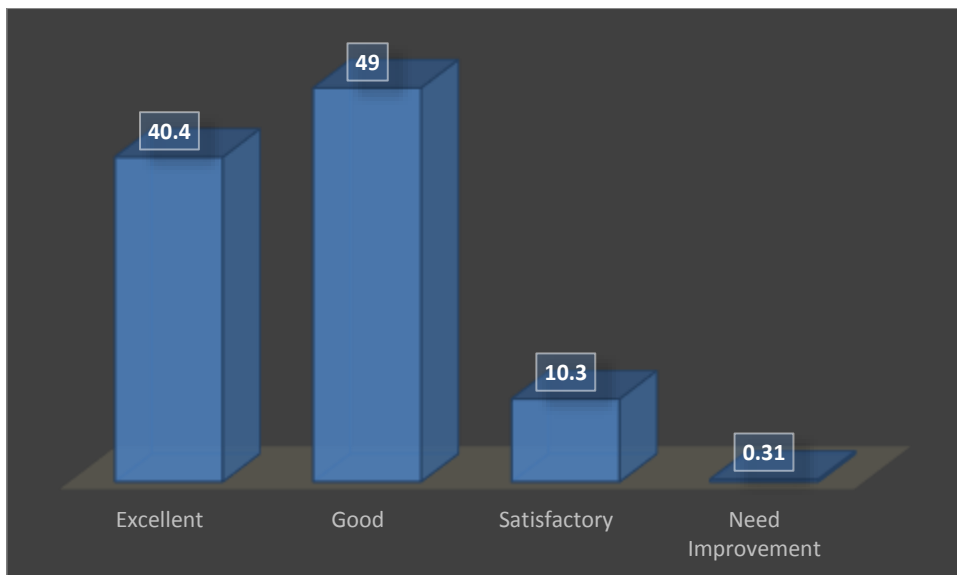
Excellent	Good	Satisfactory	Need Improvement
-----------	------	--------------	------------------

45.92	45.85	7.71	0.52
-------	-------	------	------



**Q - 6 : Course content prepares the student to pursue higher studies**

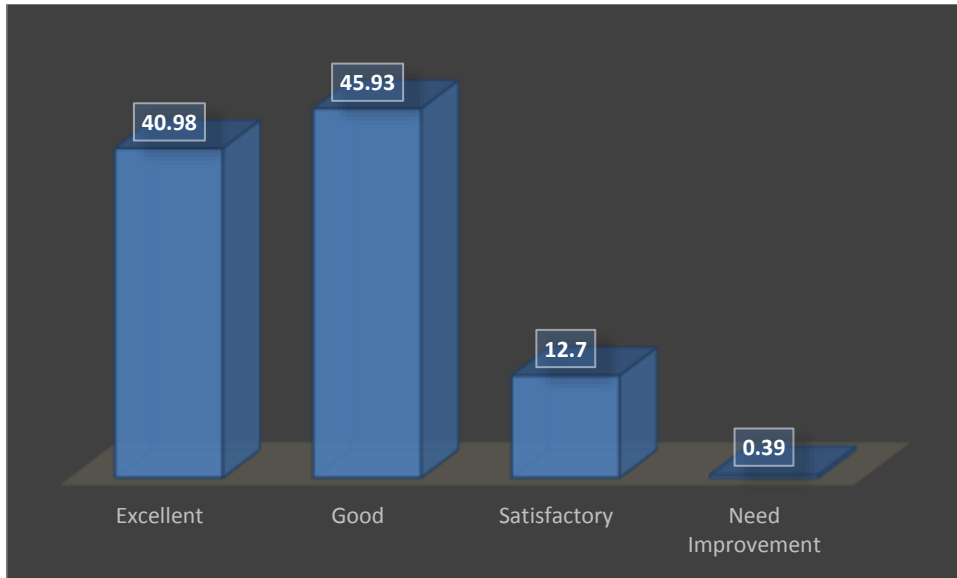
Excellent	Good	Satisfactory	Need Improvement
40.40	49.00	10.30	0.31



**Q - 7 : Course content prepares the student to face interviews**

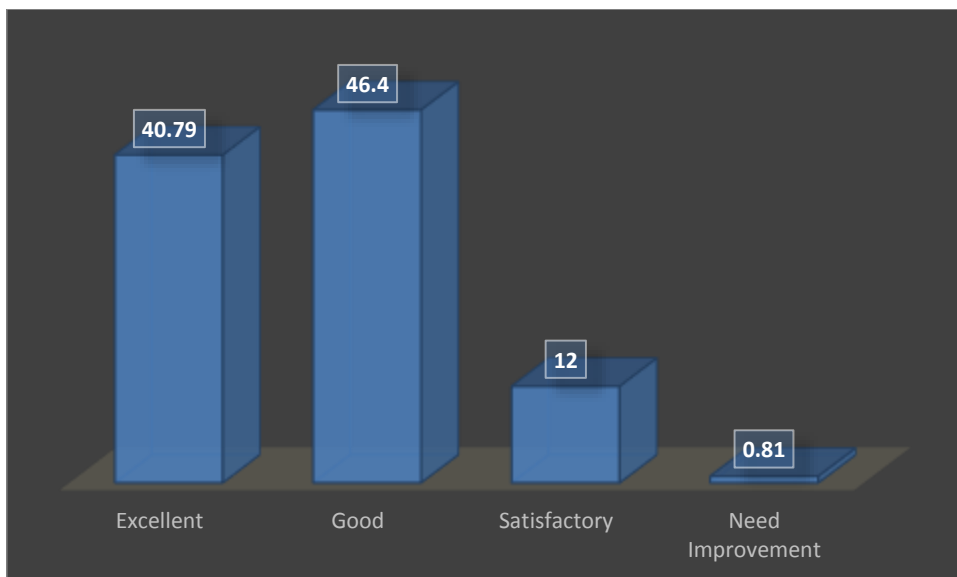
Excellent	Good	Satisfactory	Need Improvement
-----------	------	--------------	------------------

40.98	45.93	12.70	0.39
-------	-------	-------	------



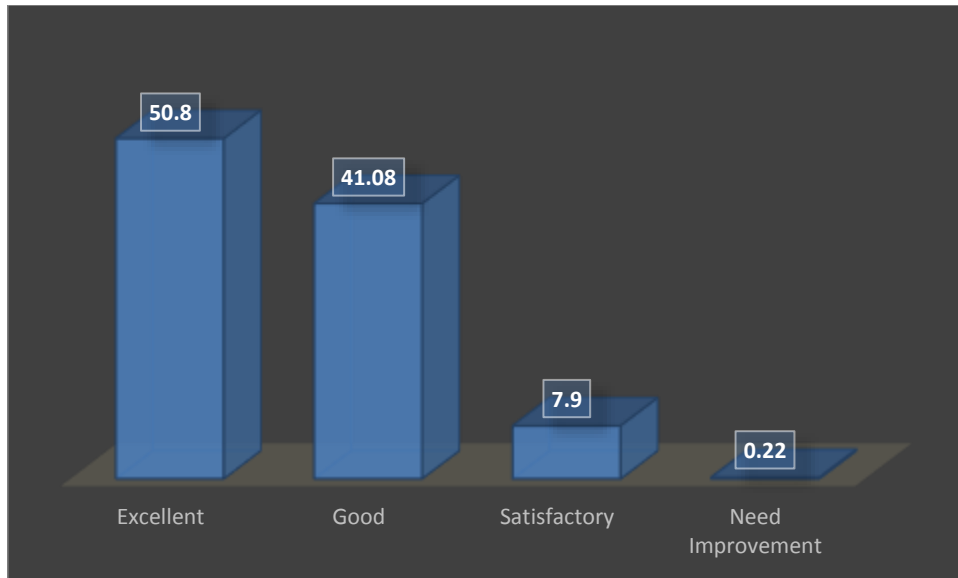
**Q - 8 : Course content prepares the student to qualify competitive / qualifying examination**

Excellent	Good	Satisfactory	Need Improvement
40.79	46.40	12.00	0.81



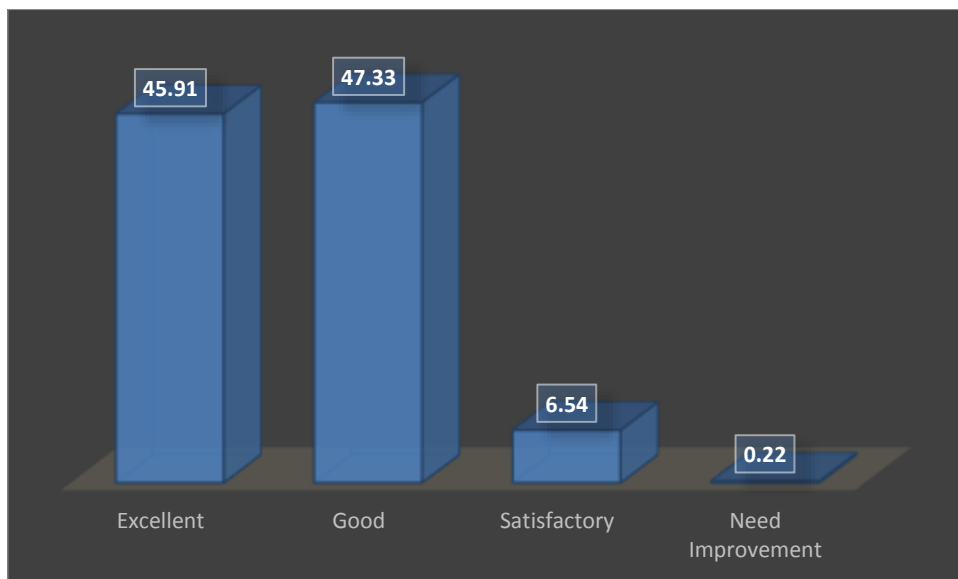
**Q - 9 : The library holdings for the course**

Excellent	Good	Satisfactory	Need Improvement
50.80	41.08	7.90	0.22



**Q - 10 : Overall rating**

Excellent	Good	Satisfactory	Need Improvement
45.91	47.33	6.54	0.22

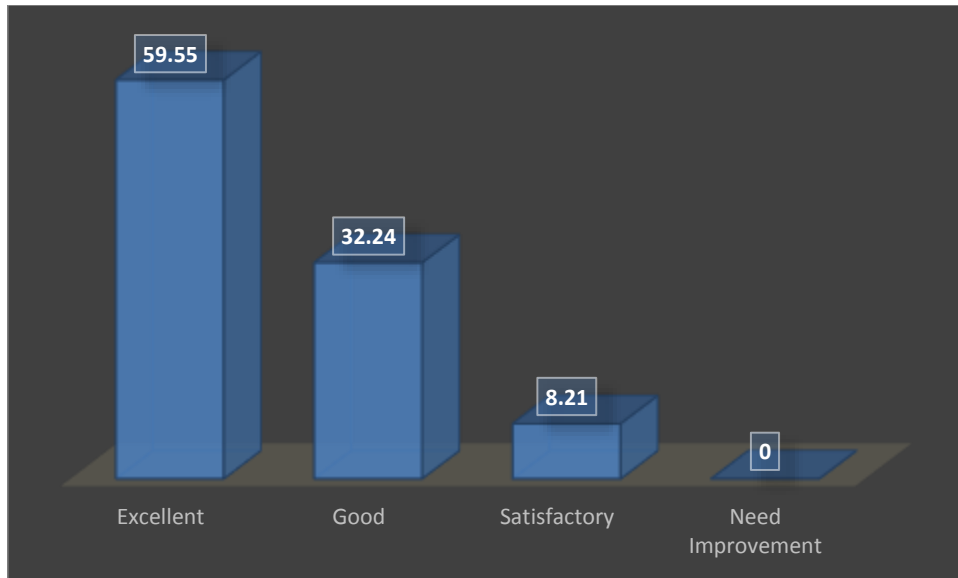


**B.COM (HONOURS) (SHIFT II)**

<b>STUDENT RESPONSES (In Percentage)</b>				
<b>PARAMETERS</b>	<b>EXCELLENT</b>	<b>GOOD</b>	<b>SATISFACTORY</b>	<b>NEED IMPROVEMENT</b>
<b>Q1</b>	<b>59.55</b>	<b>32.24</b>	<b>8.21</b>	<b>0.00</b>
<b>Q2</b>	<b>38.85</b>	<b>53.58</b>	<b>7.58</b>	<b>0.00</b>
<b>Q3</b>	<b>44.82</b>	<b>39.97</b>	<b>15.21</b>	<b>0.00</b>
<b>Q4</b>	<b>28.85</b>	<b>58.84</b>	<b>11.74</b>	<b>0.57</b>
<b>Q5</b>	<b>35.85</b>	<b>50.04</b>	<b>13.54</b>	<b>0.57</b>
<b>Q6</b>	<b>38.79</b>	<b>48.96</b>	<b>10.48</b>	<b>1.78</b>
<b>Q7</b>	<b>37.79</b>	<b>49.29</b>	<b>9.99</b>	<b>2.93</b>
<b>Q8</b>	<b>42.68</b>	<b>45.06</b>	<b>8.19</b>	<b>4.08</b>
<b>Q9</b>	<b>46.20</b>	<b>42.21</b>	<b>9.88</b>	<b>1.72</b>
<b>Q10</b>	<b>36.68</b>	<b>52.84</b>	<b>9.92</b>	<b>0.57</b>

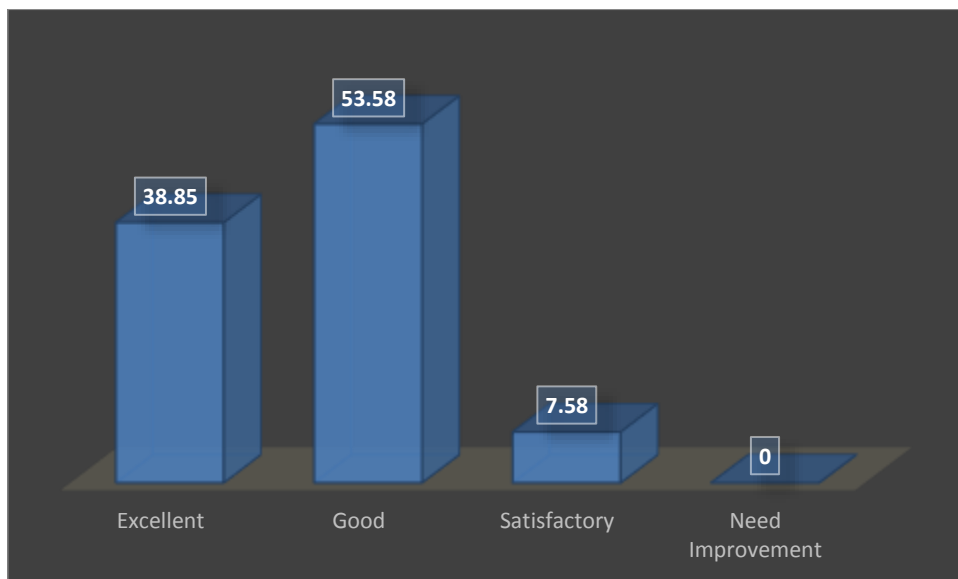
**Q - 1 : Relevance of syllabus for Core subjects**

Excellent	Good	Satisfactory	Need Improvement
59.55	32.24	8.21	0.00



**Q - 2 : Relevance of syllabus for Elective subjects**

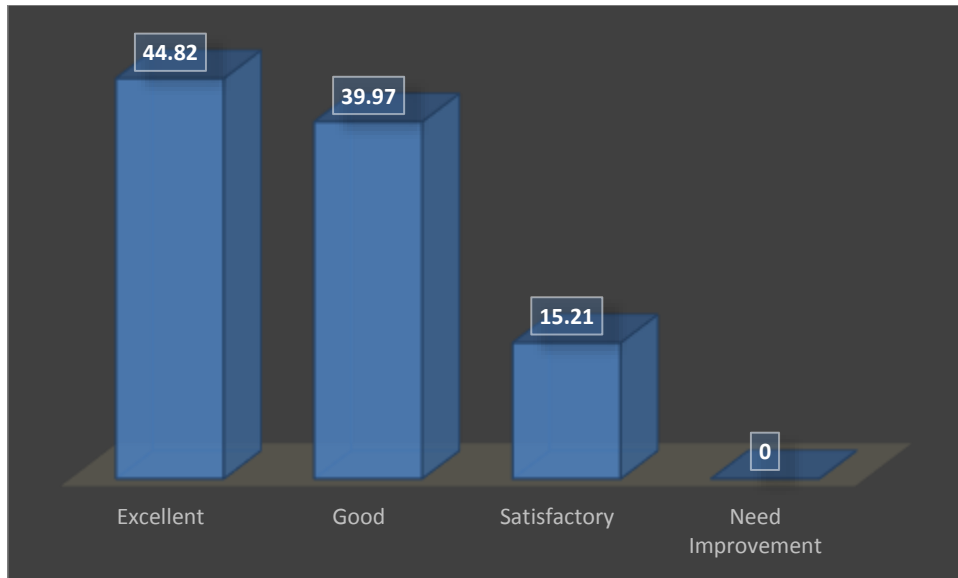
Excellent	Good	Satisfactory	Need Improvement
38.85	53.58	7.58	0.00



**Q - 3 : Relevance of syllabus for Project/Dissertation**

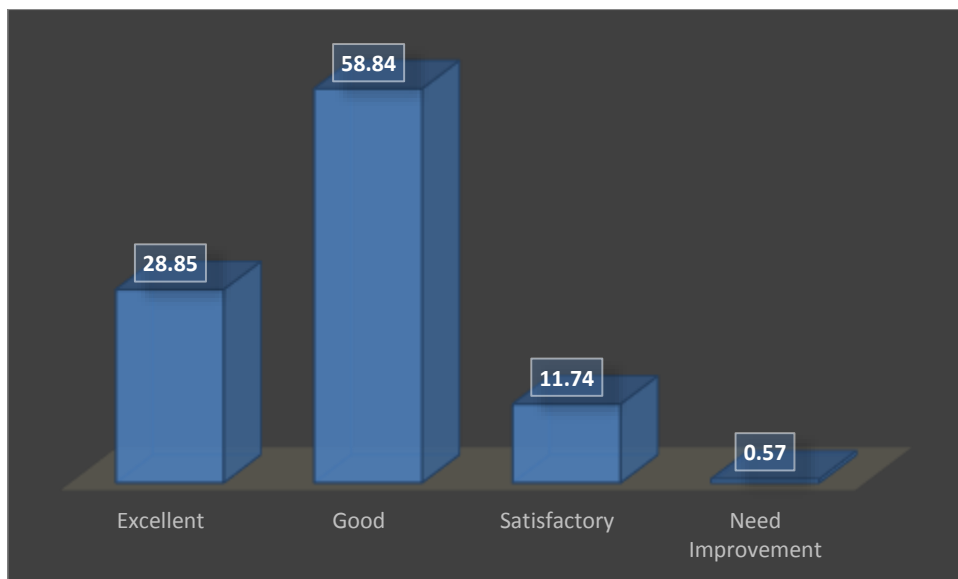


Excellent	Good	Satisfactory	Need Improvement
44.82	39.97	15.21	0.00



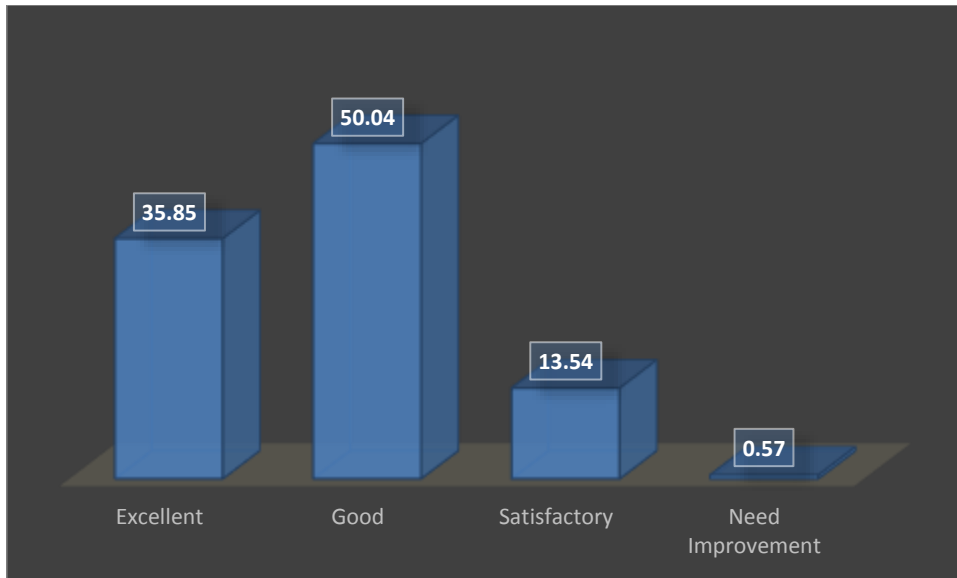
**Q - 4 : Learning outcomes in terms of concepts, knowledge, skills and analytical abilities**

Excellent	Good	Satisfactory	Need Improvement
28.85	58.84	11.74	0.57



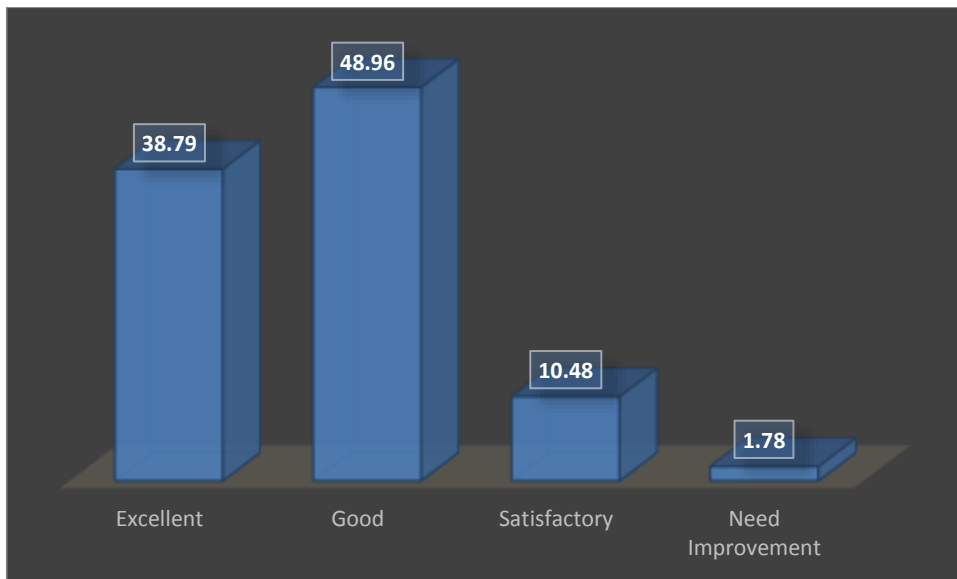
**Q - 5 : Depth of the Course Content**

Excellent	Good	Satisfactory	Need Improvement
35.85	50.04	13.54	0.57



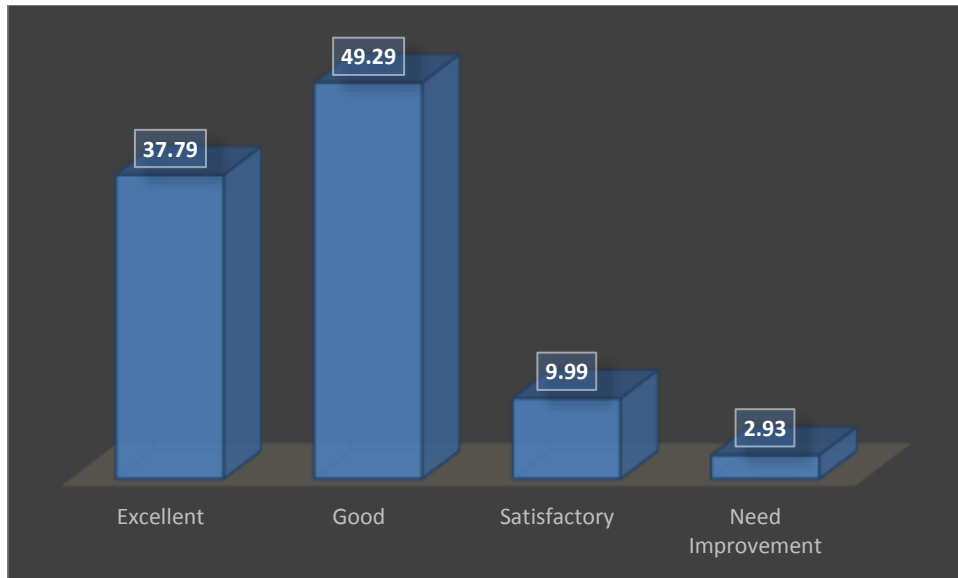
**Q - 6 : Course content prepares the student to pursue higher studies**

Excellent	Good	Satisfactory	Need Improvement
38.79	48.96	10.48	1.78



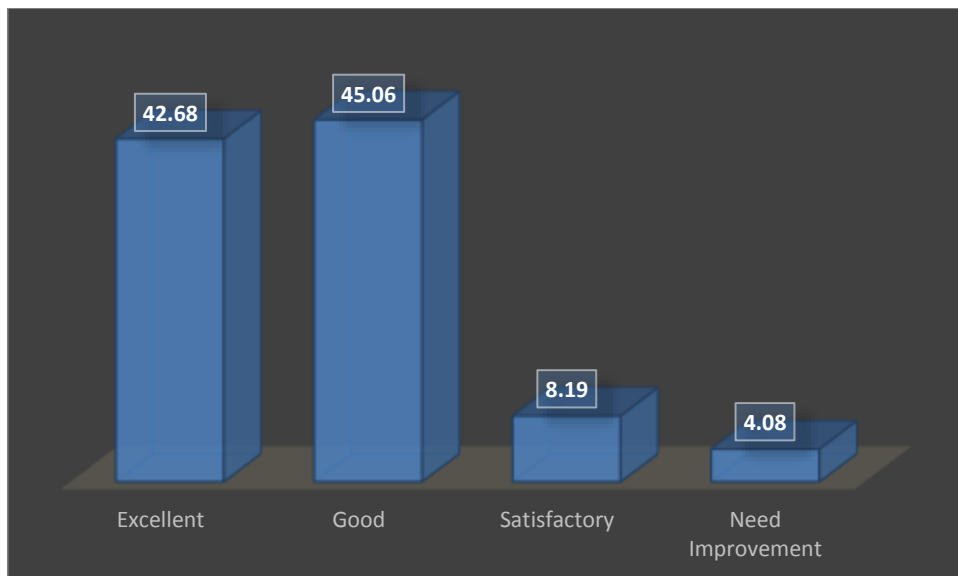
**Q - 7 : Course content prepares the student to face interviews**

Excellent	Good	Satisfactory	Need Improvement
37.79	49.29	9.99	2.93



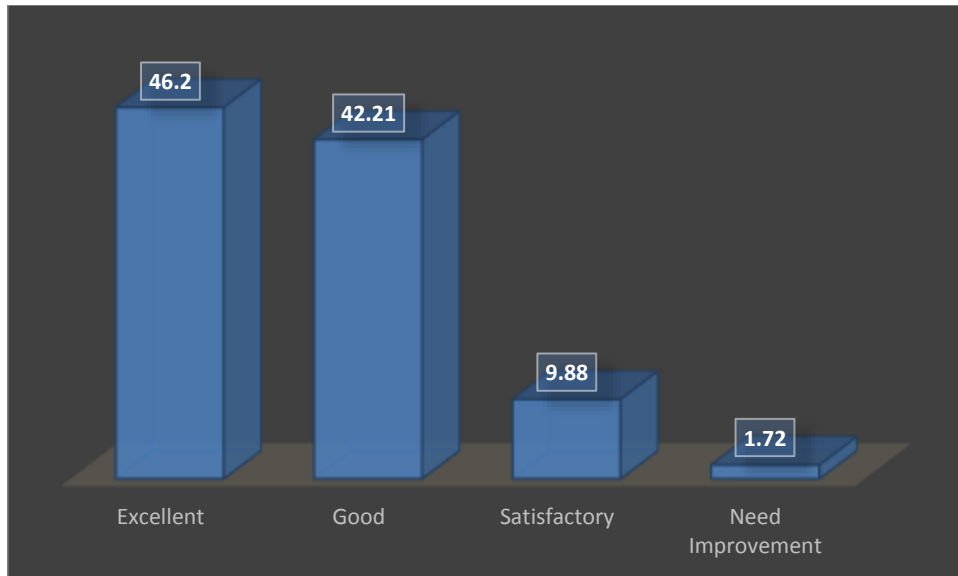
**Q - 8 : Course content prepares the student to qualify competitive / qualifying examination**

Excellent	Good	Satisfactory	Need Improvement
42.68	45.06	8.19	4.08



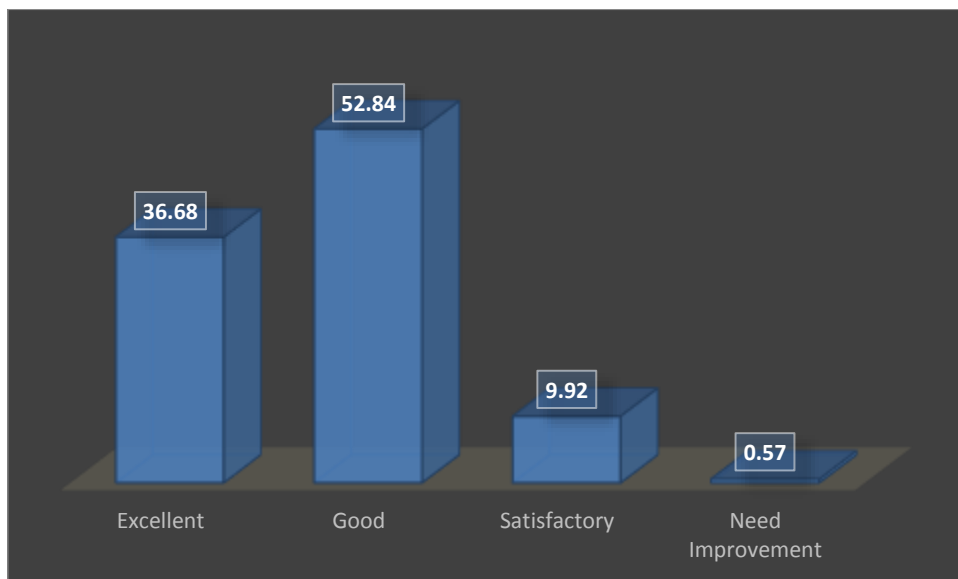
**Q - 9 : The library holdings for the course**

Excellent	Good	Satisfactory	Need Improvement
46.20	42.21	9.88	1.72



**Q - 10 : Overall rating**

Excellent	Good	Satisfactory	Need Improvement
36.68	52.84	9.92	0.57

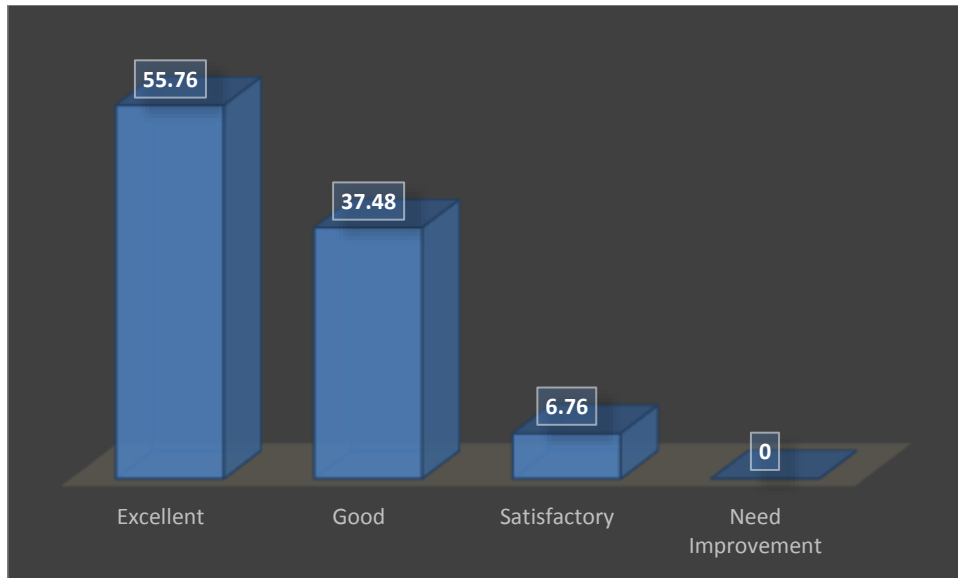


**B.COM (INFORMATION SYSTEM MANAGEMENT) (SHIFT II)**

<b>STUDENT RESPONSES (In Percentage)</b>				
<b>PARAMETERS</b>	<b>EXCELLENT</b>	<b>GOOD</b>	<b>SATISFACTORY</b>	<b>NEED IMPROVEMENT</b>
<b>Q1</b>	<b>55.76</b>	<b>37.48</b>	<b>6.76</b>	<b>0.00</b>
<b>Q2</b>	<b>40.04</b>	<b>53.22</b>	<b>6.75</b>	<b>0.00</b>
<b>Q3</b>	<b>47.43</b>	<b>43.03</b>	<b>9.11</b>	<b>0.44</b>
<b>Q4</b>	<b>43.21</b>	<b>46.39</b>	<b>9.97</b>	<b>0.44</b>
<b>Q5</b>	<b>48.80</b>	<b>42.65</b>	<b>8.11</b>	<b>0.44</b>
<b>Q6</b>	<b>38.56</b>	<b>52.85</b>	<b>8.16</b>	<b>0.44</b>
<b>Q7</b>	<b>45.32</b>	<b>39.93</b>	<b>13.88</b>	<b>0.88</b>
<b>Q8</b>	<b>40.06</b>	<b>46.46</b>	<b>13.05</b>	<b>0.44</b>
<b>Q9</b>	<b>47.93</b>	<b>38.97</b>	<b>12.19</b>	<b>0.93</b>
<b>Q10</b>	<b>47.48</b>	<b>41.59</b>	<b>10.00</b>	<b>0.93</b>

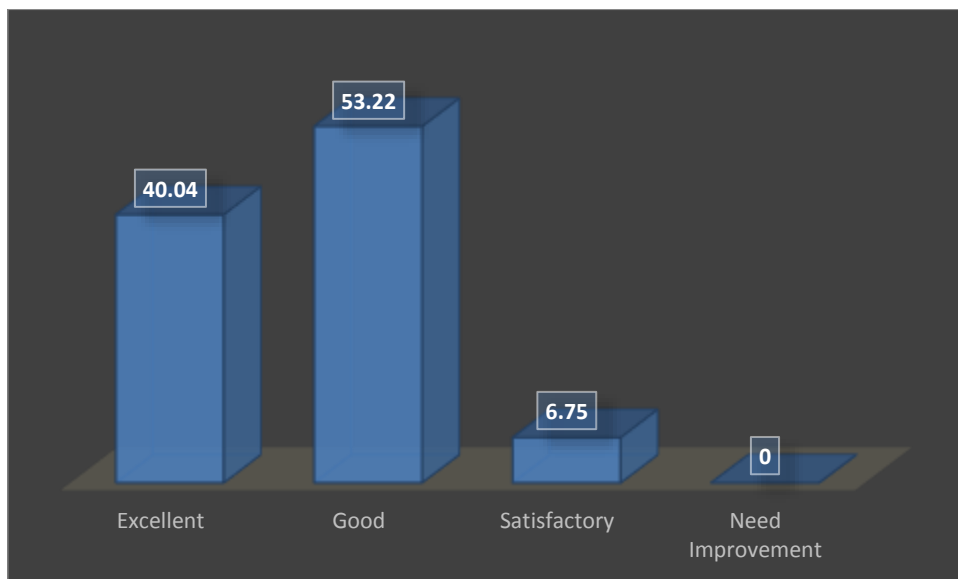
**Q - 1 : Relevance of syllabus for Core subjects**

Excellent	Good	Satisfactory	Need Improvement
55.76	37.48	6.76	0.00



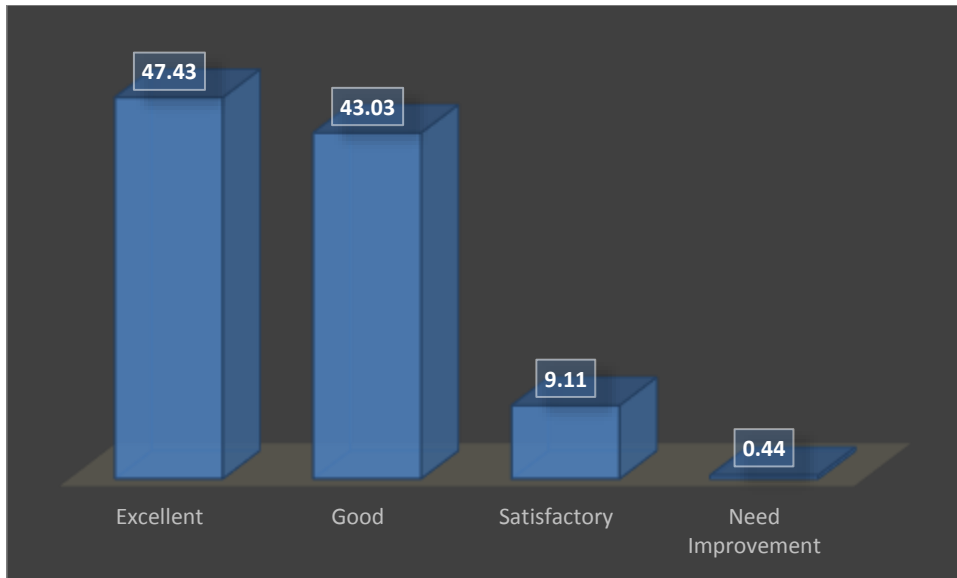
**Q - 2 : Relevance of syllabus for Elective subjects**

Excellent	Good	Satisfactory	Need Improvement
40.04	53.22	6.75	0.00



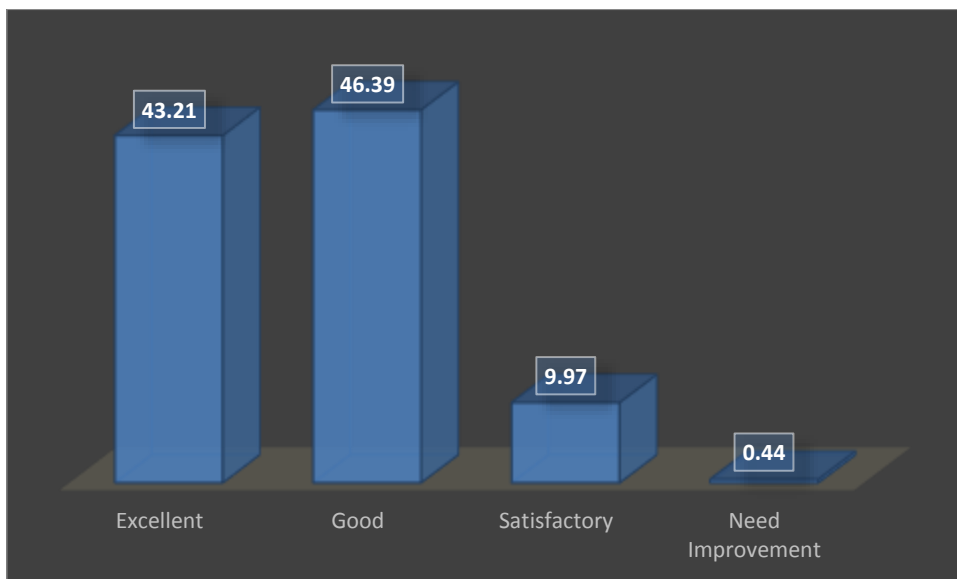
**Q - 3: Relevance of syllabus for Project/Dissertation**

Excellent	Good	Satisfactory	Need Improvement
47.43	43.03	9.11	0.44



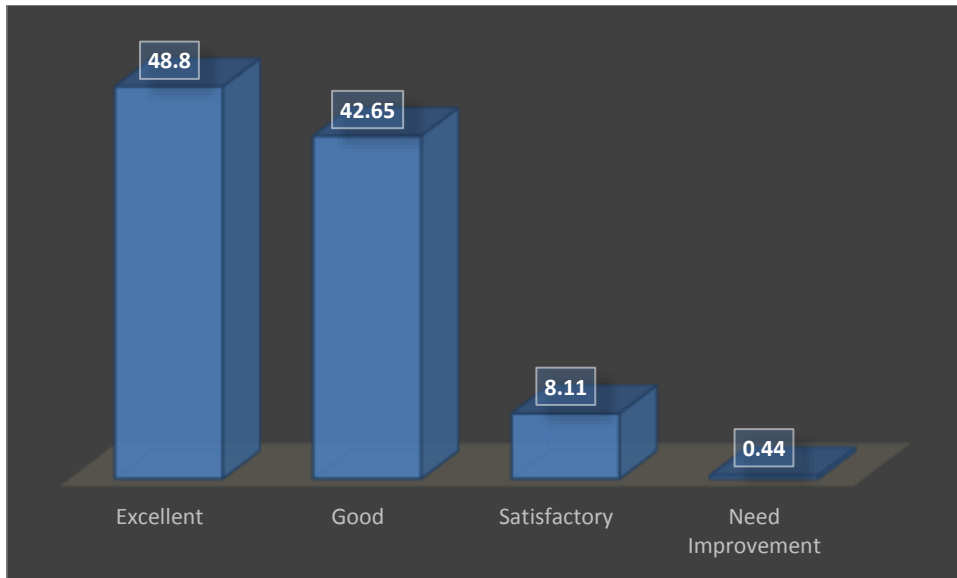
**Q - 4 : Learning outcomes in terms of concepts, knowledge, skills and analytical abilities**

Excellent	Good	Satisfactory	Need Improvement
43.21	46.39	9.97	0.44



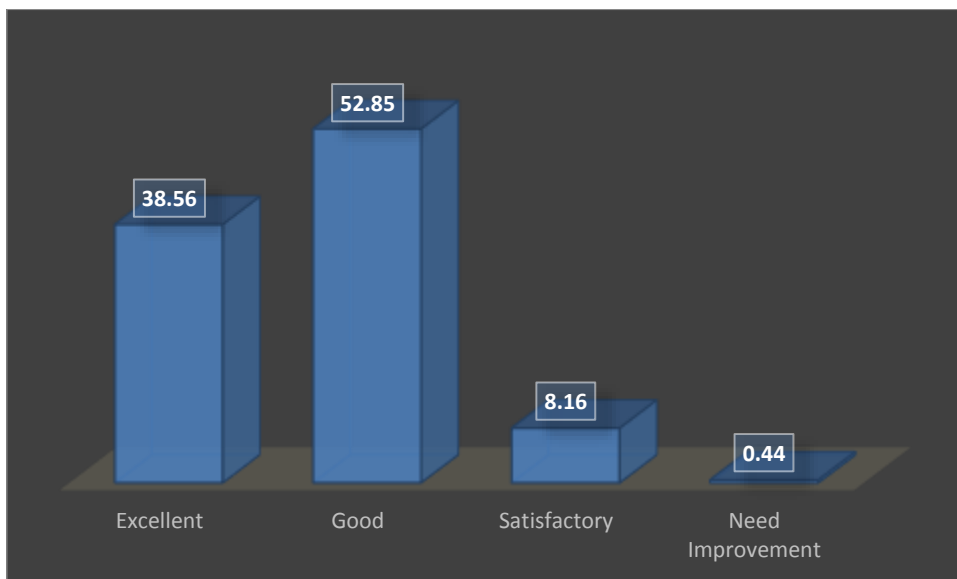
**Q - 5 : Depth of the Course Content**

Excellent	Good	Satisfactory	Need Improvement
48.80	42.65	8.11	0.44



**Q - 6 : Course content prepares the student to pursue higher studies**

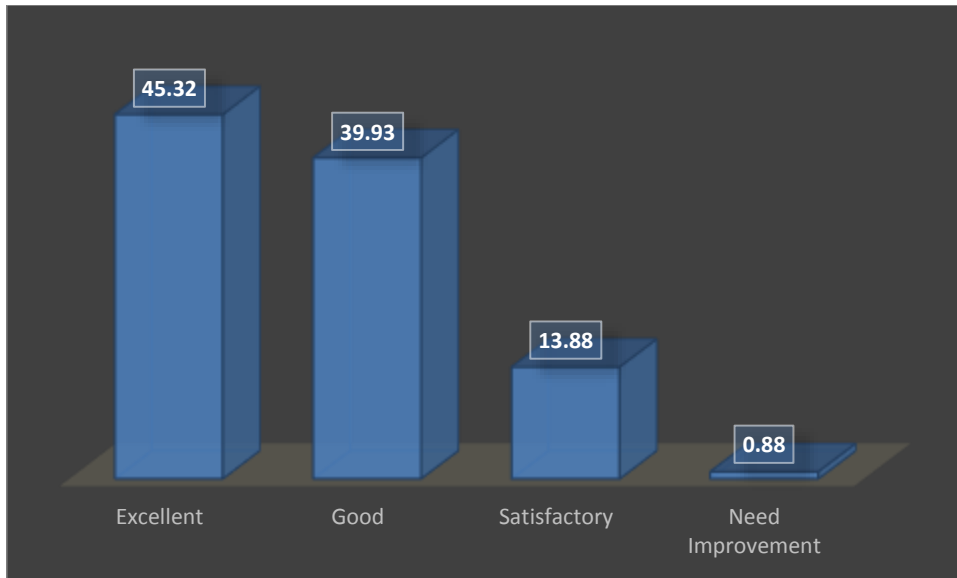
Excellent	Good	Satisfactory	Need Improvement
38.56	52.85	8.16	0.44



**Q - 7 : Course content prepares the student to face interviews**

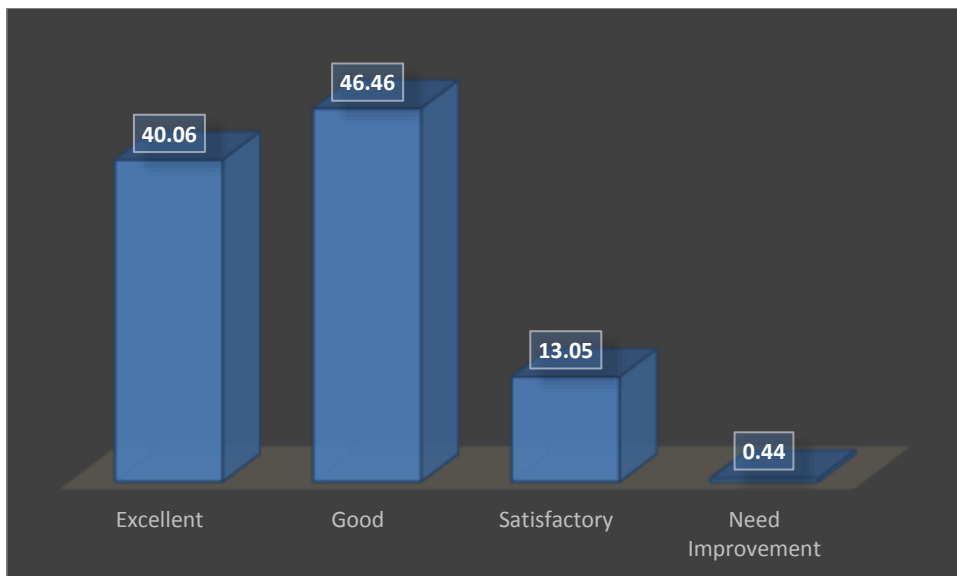


Excellent	Good	Satisfactory	Need Improvement
45.32	39.93	13.88	0.88



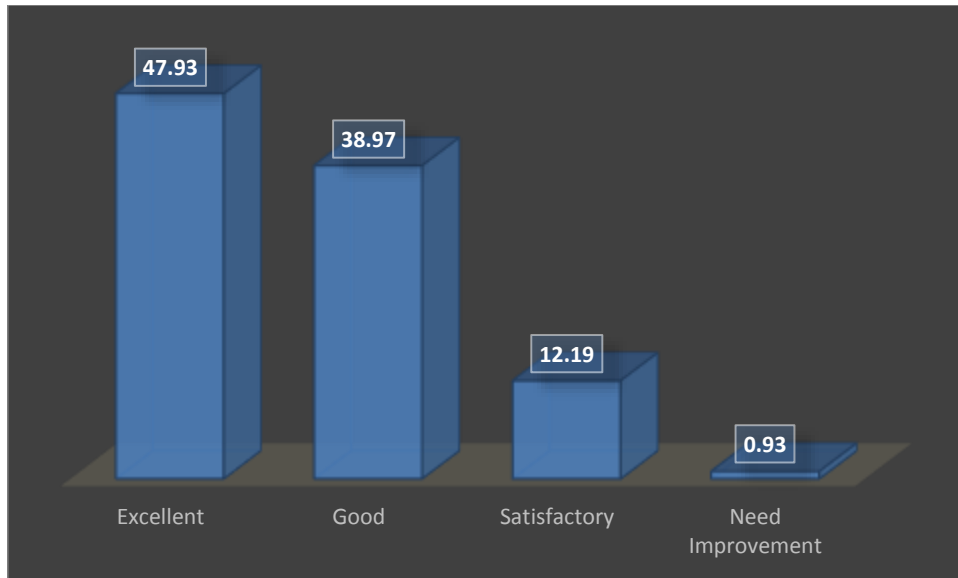
**Q - 8 : Course content prepares the student to qualify competitive / qualifying examination**

Excellent	Good	Satisfactory	Need Improvement
40.06	46.46	13.05	0.44



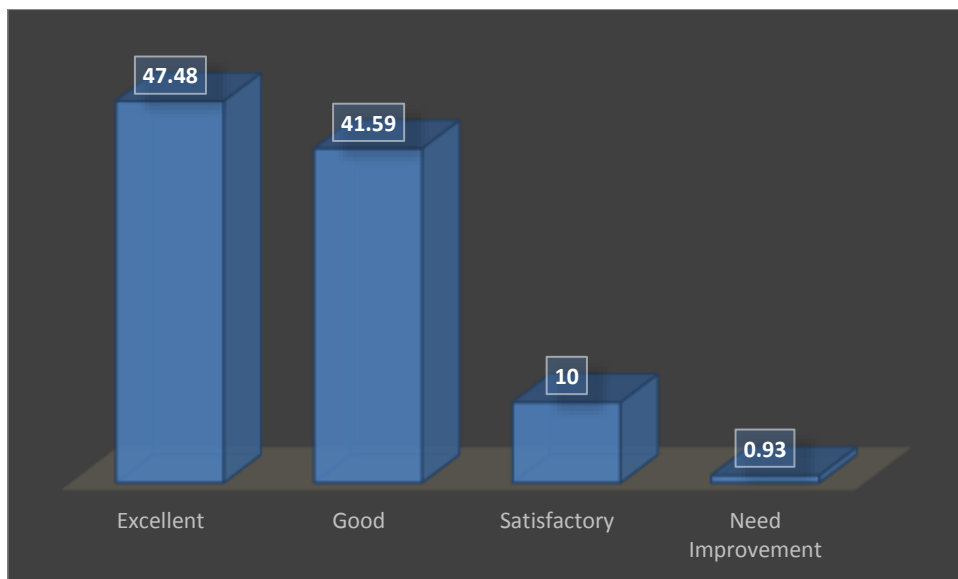
**Q - 9 : The library holdings for the course**

Excellent	Good	Satisfactory	Need Improvement
47.93	38.97	12.19	0.93



**Q - 10 : Overall rating**

Excellent	Good	Satisfactory	Need Improvement
47.48	41.59	10.00	0.93



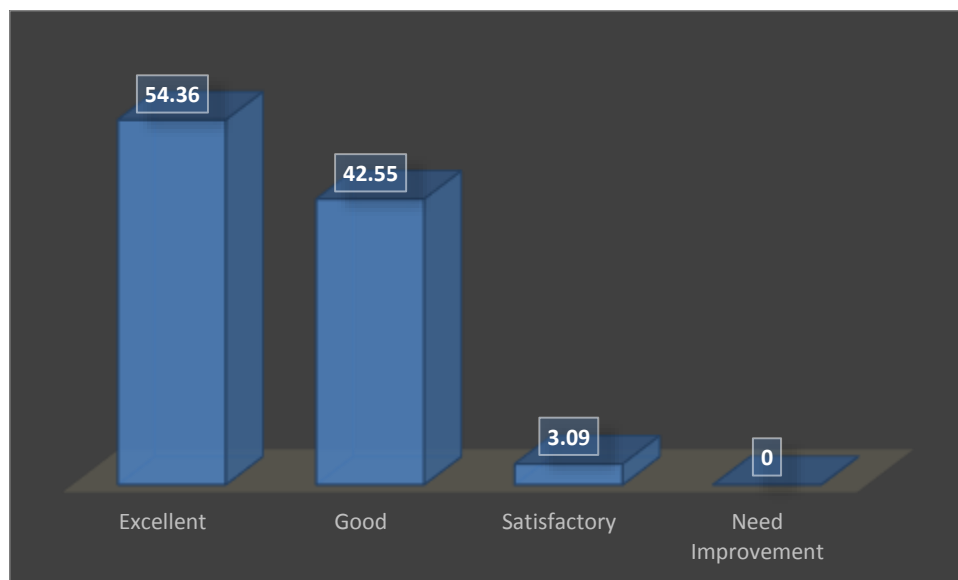
**B.COM (MARKETING MANAGEMENT) (SHIFT II)**

**STUDENT RESPONSES (In Percentage)**

<b>PARAMETERS</b>	<b>EXCELLENT</b>	<b>GOOD</b>	<b>SATISFACTORY</b>	<b>NEED IMPROVEMENT</b>
<b>Q1</b>	<b>54.36</b>	<b>42.55</b>	<b>3.09</b>	<b>0.00</b>
<b>Q2</b>	<b>41.56</b>	<b>55.75</b>	<b>2.70</b>	<b>0.00</b>
<b>Q3</b>	<b>46.94</b>	<b>49.30</b>	<b>3.77</b>	<b>0.00</b>
<b>Q4</b>	<b>48.17</b>	<b>48.12</b>	<b>3.72</b>	<b>0.00</b>
<b>Q5</b>	<b>47.03</b>	<b>49.45</b>	<b>3.52</b>	<b>0.00</b>
<b>Q6</b>	<b>43.66</b>	<b>51.39</b>	<b>4.95</b>	<b>0.00</b>
<b>Q7</b>	<b>43.49</b>	<b>51.48</b>	<b>5.04</b>	<b>0.00</b>
<b>Q8</b>	<b>43.79</b>	<b>51.29</b>	<b>4.93</b>	<b>0.00</b>
<b>Q9</b>	<b>48.94</b>	<b>46.85</b>	<b>4.22</b>	<b>0.00</b>
<b>Q10</b>	<b>46.26</b>	<b>51.42</b>	<b>2.32</b>	<b>0.00</b>

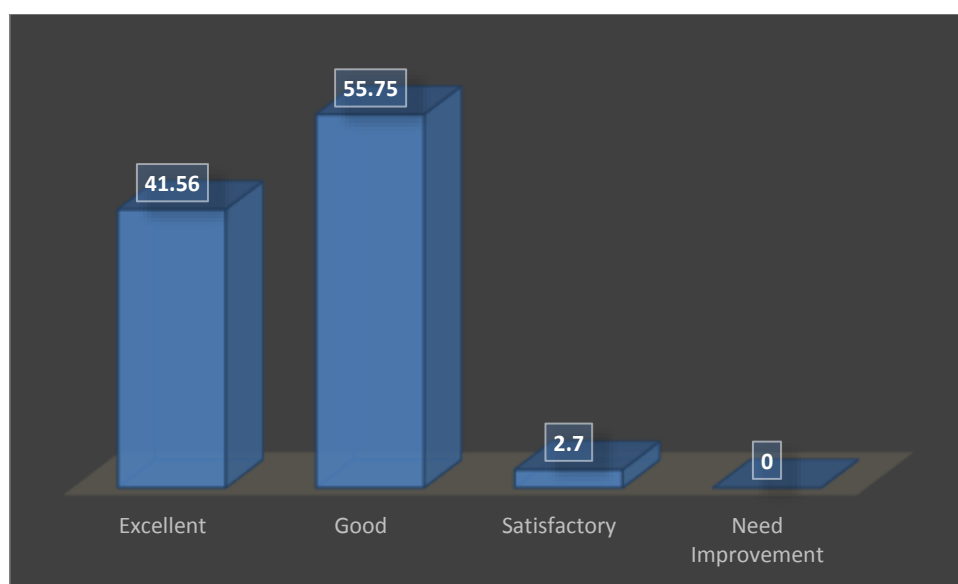
### Q - 1: Relevance of syllabus for Core subjects

Excellent	Good	Satisfactory	Need Improvement
54.36	42.55	3.09	0.00



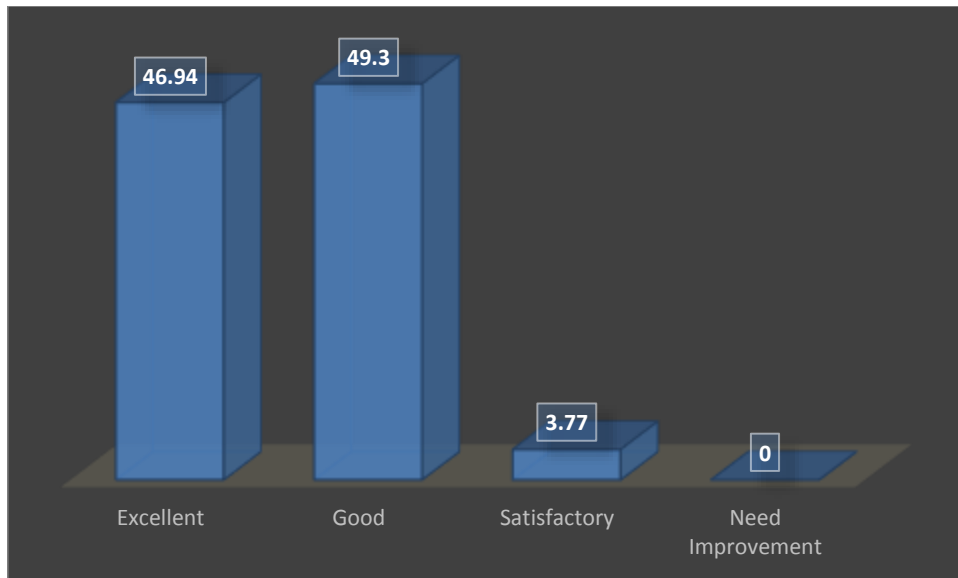
### Q - 2: Relevance of syllabus for Elective subjects

Excellent	Good	Satisfactory	Need Improvement
41.56	55.75	2.70	0.00



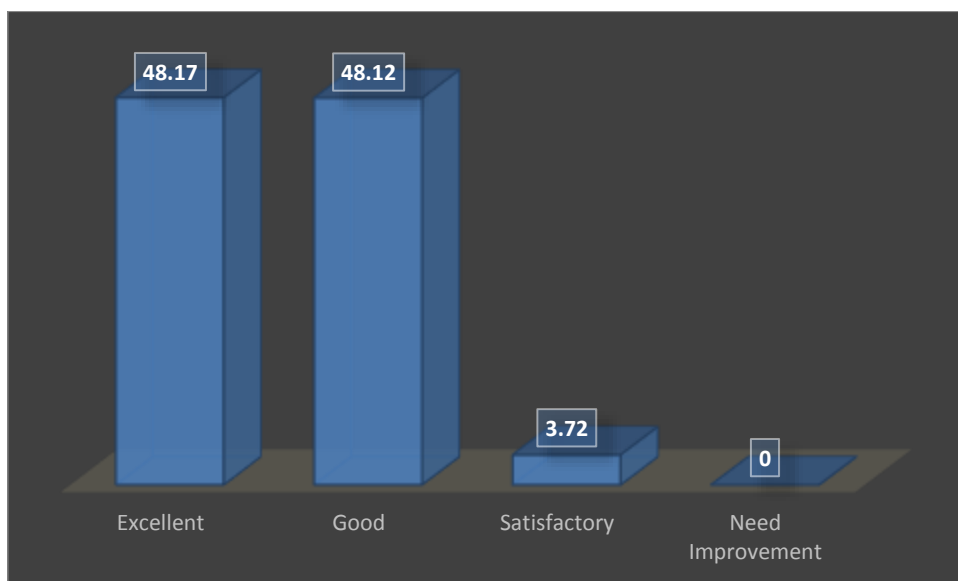
### Q - 3: Relevance of syllabus for Project/Dissertation

Excellent	Good	Satisfactory	Need Improvement
46.94	49.30	3.77	0.00



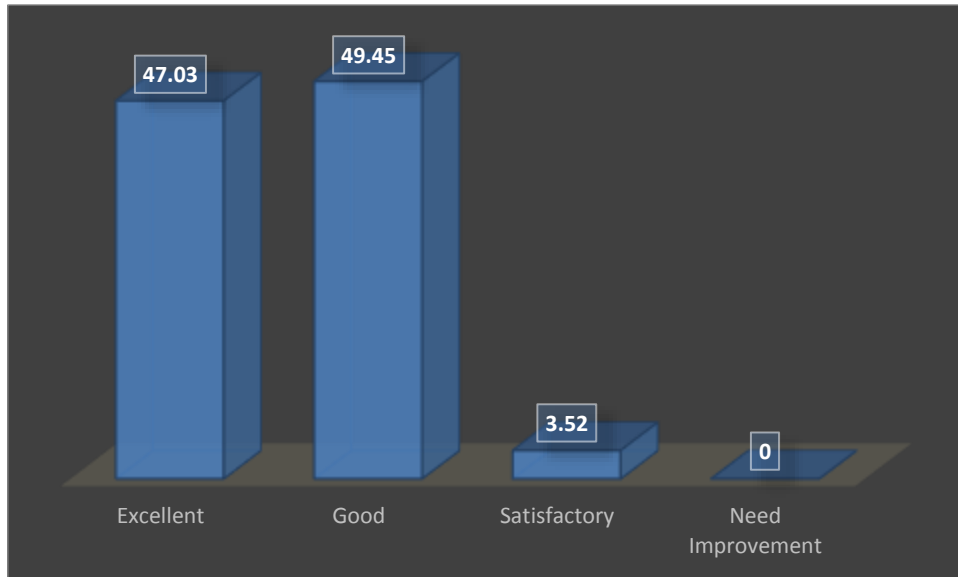
**Q - 4: Learning outcomes in terms of concepts, knowledge, skills and analytical abilities**

Excellent	Good	Satisfactory	Need Improvement
48.17	48.12	3.72	0.00



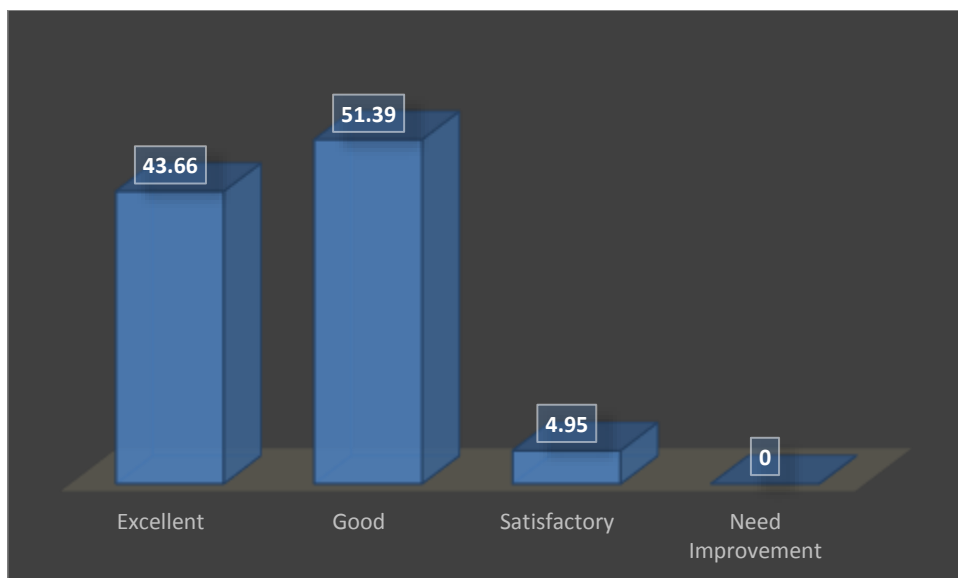
**Q - 5: Depth of the Course Content**

Excellent	Good	Satisfactory	Need Improvement
47.03	49.45	3.52	0.00



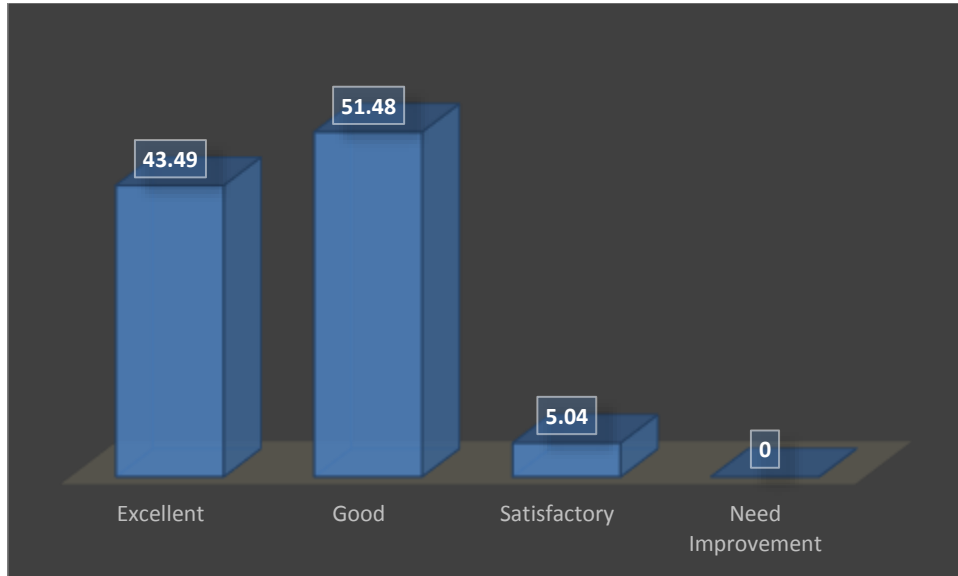
**Q - 6: Course content prepares the student to pursue higher studies**

Excellent	Good	Satisfactory	Need Improvement
43.66	51.39	4.95	0.00



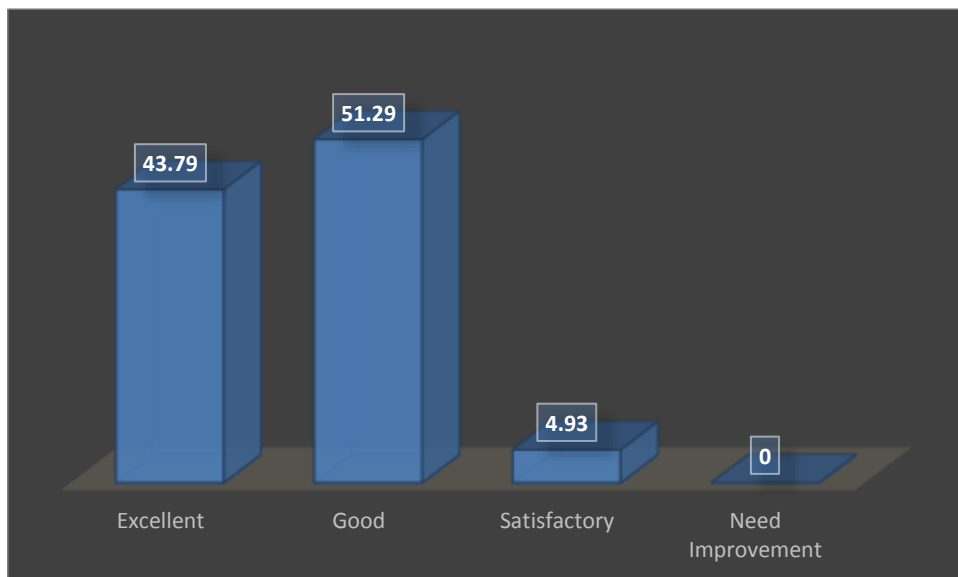
**Q - 7: Course content prepares the student to face interviews**

Excellent	Good	Satisfactory	Need Improvement
43.49	51.48	5.04	0.00



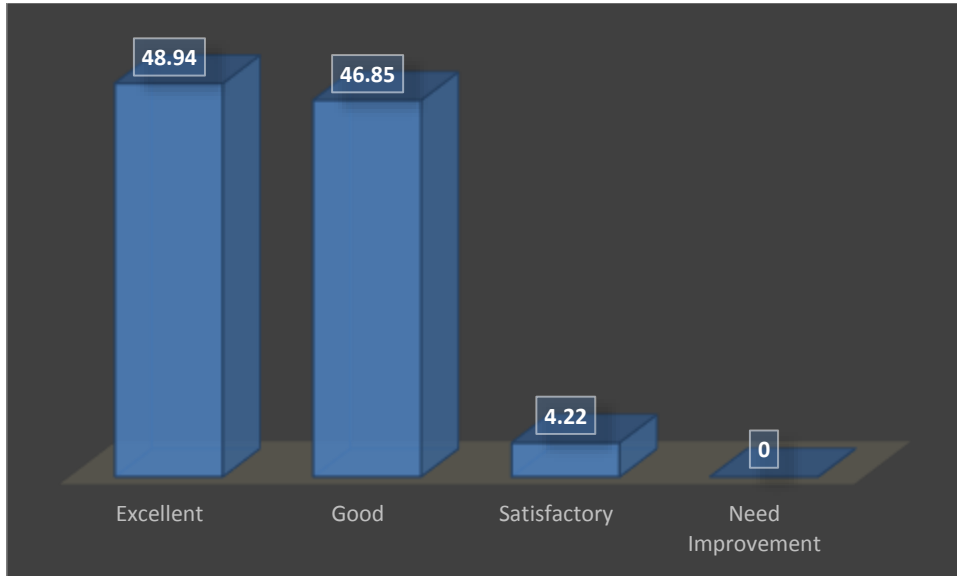
**Q - 8: Course content prepares the student to qualify competitive / qualifying examination**

Excellent	Good	Satisfactory	Need Improvement
43.79	51.29	4.93	0.00



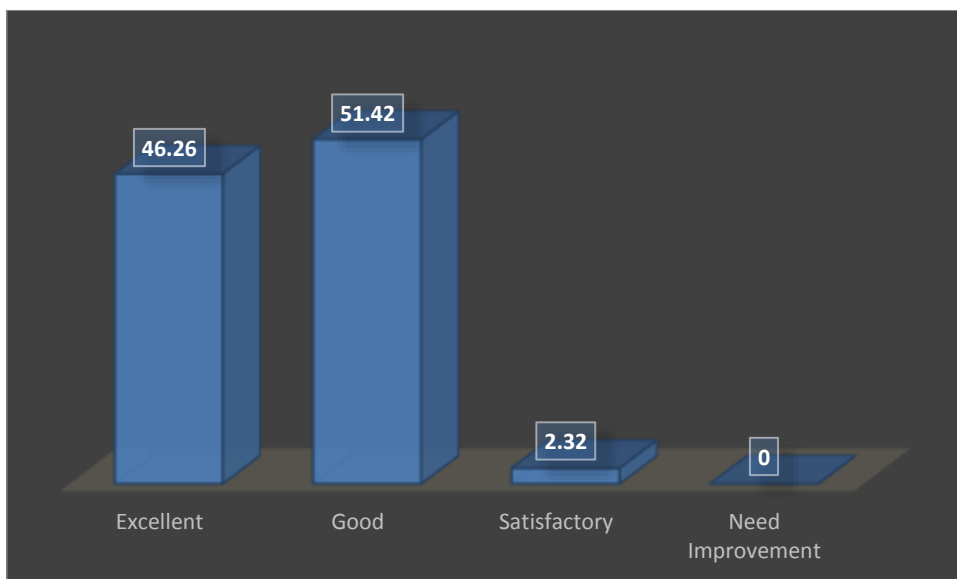
**Q - 9: The library holdings for the course**

Excellent	Good	Satisfactory	Need Improvement
48.94	46.85	4.22	0.00



**Q - 10: Overall rating**

Excellent	Good	Satisfactory	Need Improvement
46.26	51.42	2.32	0.00



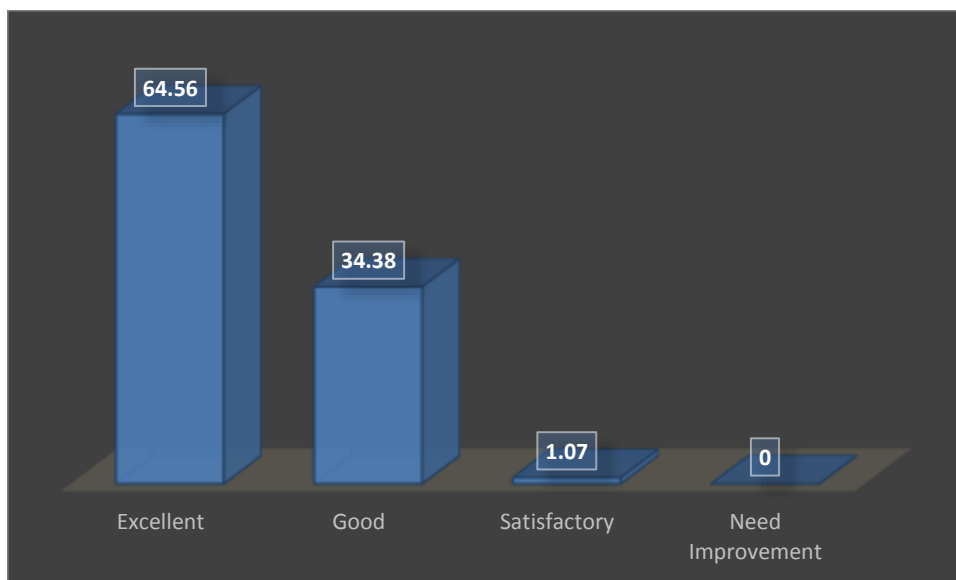


**B.SC ADVANCED ZOOLOGY AND BIOTECHNOLOGY (SHIFT I)**

<b>STUDENT RESPONSES (In Percentage)</b>				
<b>PARAMETERS</b>	<b>EXCELLENT</b>	<b>GOOD</b>	<b>SATISFACTORY</b>	<b>NEED IMPROVEMENT</b>
<b>Q1</b>	<b>64.56</b>	<b>34.38</b>	<b>1.07</b>	<b>0.00</b>
<b>Q2</b>	<b>44.45</b>	<b>48.07</b>	<b>6.95</b>	<b>0.53</b>
<b>Q3</b>	<b>44.26</b>	<b>49.71</b>	<b>4.97</b>	<b>1.07</b>
<b>Q4</b>	<b>46.40</b>	<b>47.74</b>	<b>5.87</b>	<b>0.00</b>
<b>Q5</b>	<b>50.17</b>	<b>43.09</b>	<b>6.75</b>	<b>0.00</b>
<b>Q6</b>	<b>44.99</b>	<b>47.74</b>	<b>6.75</b>	<b>0.53</b>
<b>Q7</b>	<b>40.71</b>	<b>46.84</b>	<b>11.92</b>	<b>0.53</b>
<b>Q8</b>	<b>45.17</b>	<b>43.27</b>	<b>9.97</b>	<b>1.60</b>
<b>Q9</b>	<b>45.88</b>	<b>46.13</b>	<b>5.87</b>	<b>2.13</b>
<b>Q10</b>	<b>47.84</b>	<b>44.16</b>	<b>6.93</b>	<b>1.07</b>

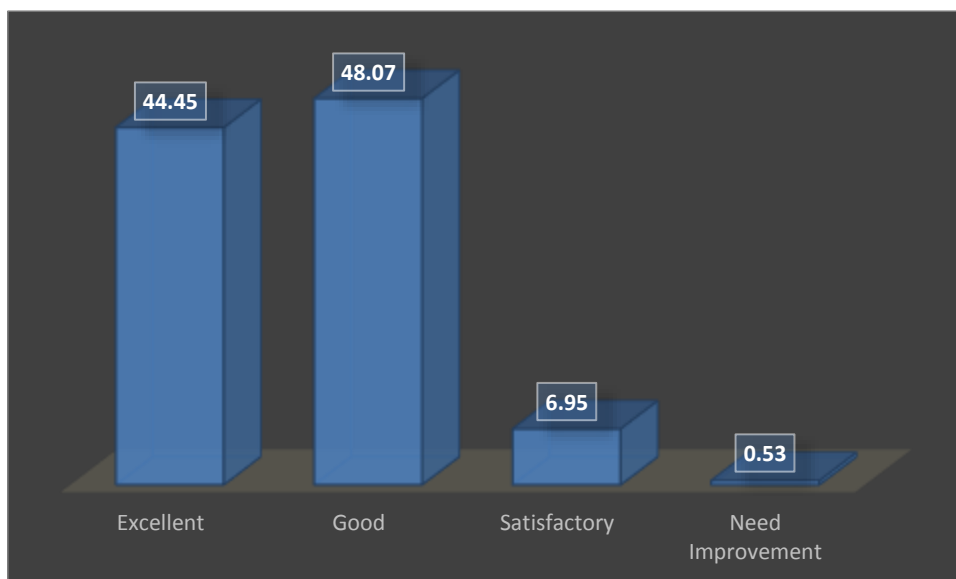
**Q - 1: Relevance of syllabus for Core subjects**

Excellent	Good	Satisfactory	Need Improvement
64.56	34.38	1.07	0.00



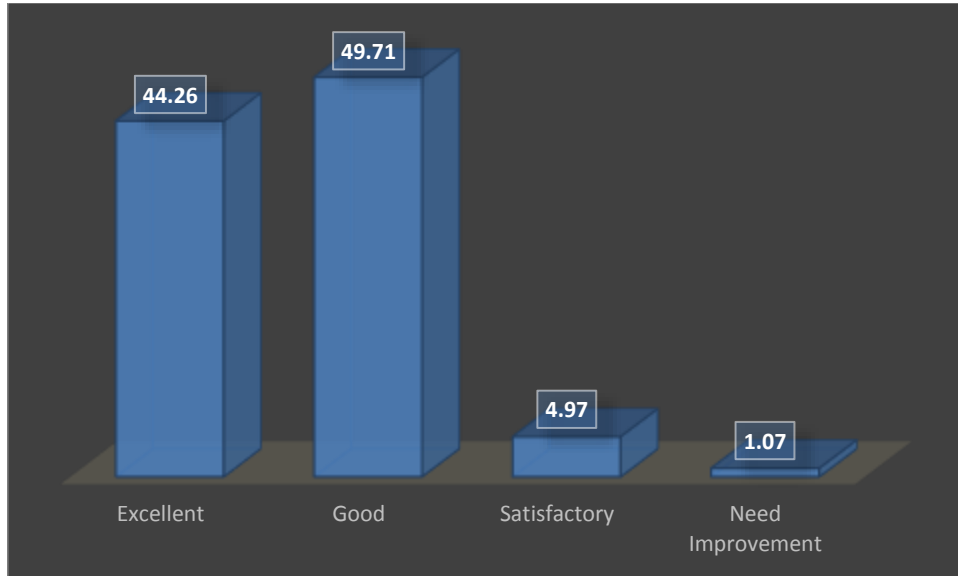
**Q - 2: Relevance of syllabus for Elective subjects**

Excellent	Good	Satisfactory	Need Improvement
44.45	48.07	6.95	0.53



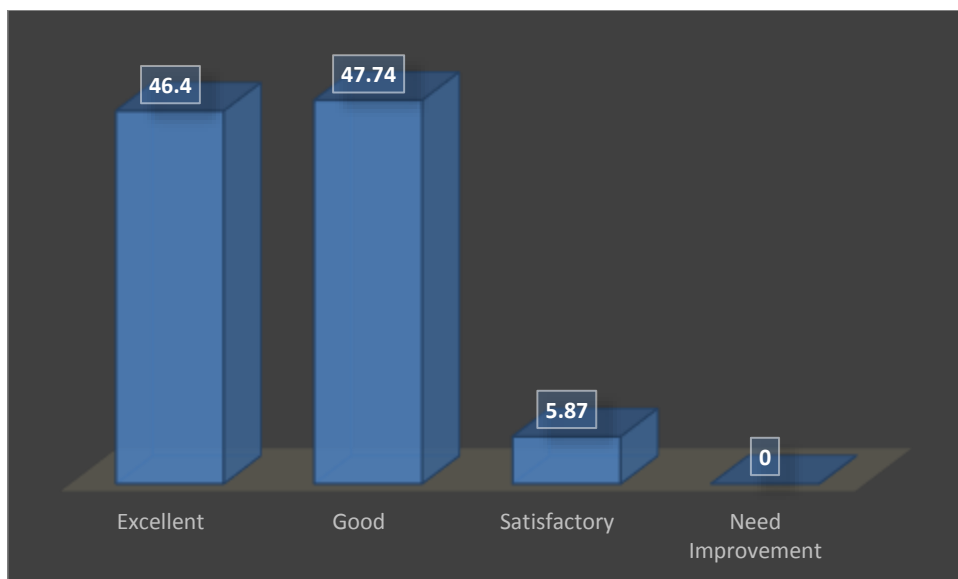
### Q - 3: Relevance of syllabus for Project/Dissertation

Excellent	Good	Satisfactory	Need Improvement
44.26	49.71	4.97	1.07



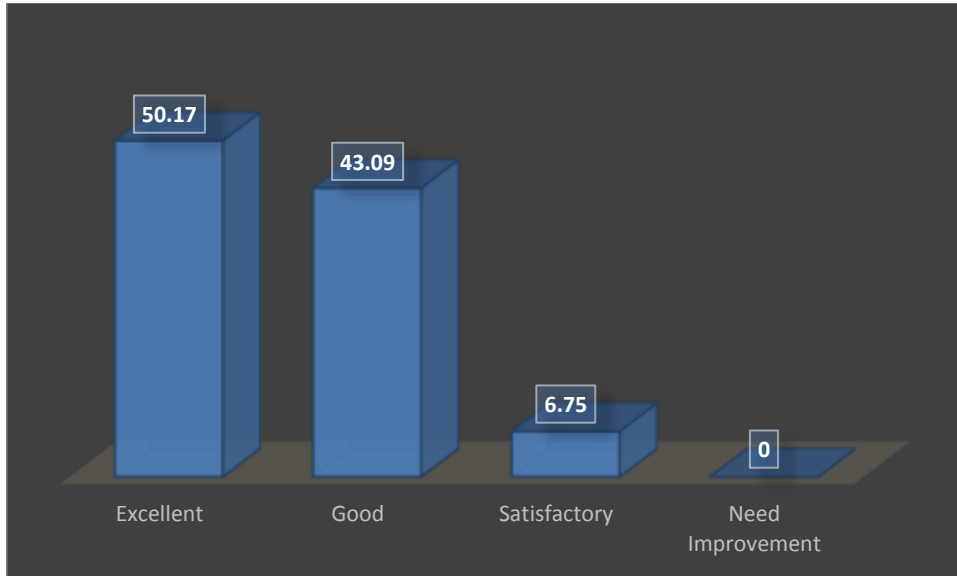
### Q - 4: Learning outcomes in terms of concepts, knowledge, skills and analytical abilities

Excellent	Good	Satisfactory	Need Improvement
46.40	47.74	5.87	0.00



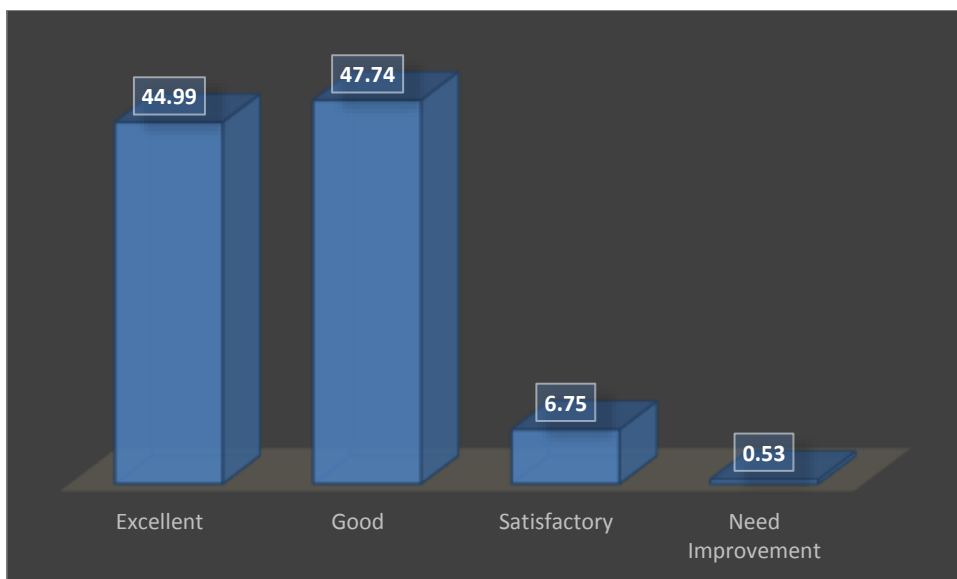
### Q - 5: Depth of the Course Content

Excellent	Good	Satisfactory	Need Improvement
50.17	43.09	6.75	0.00



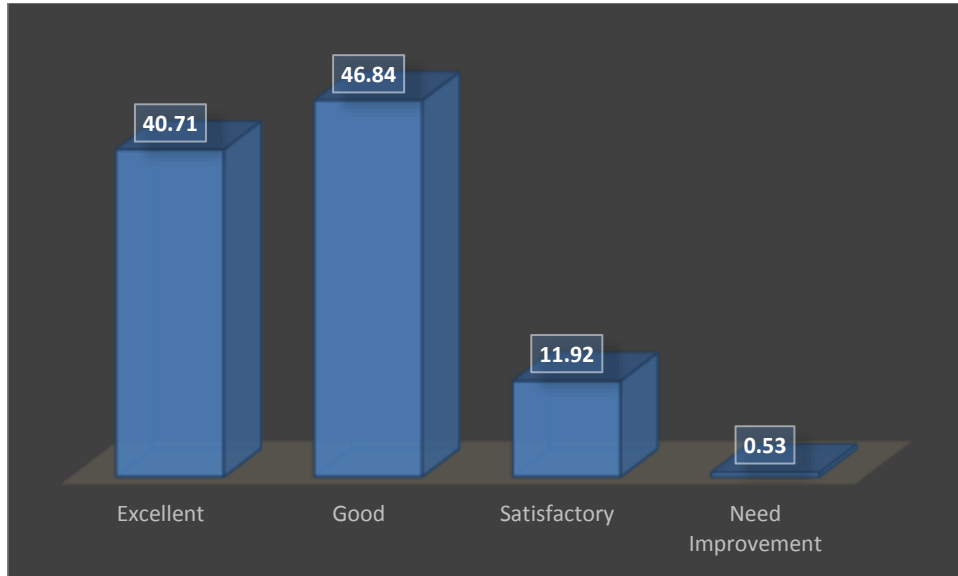
### Q - 6: Course content prepares the student to pursue higher studies

Excellent	Good	Satisfactory	Need Improvement
44.99	47.74	6.75	0.53



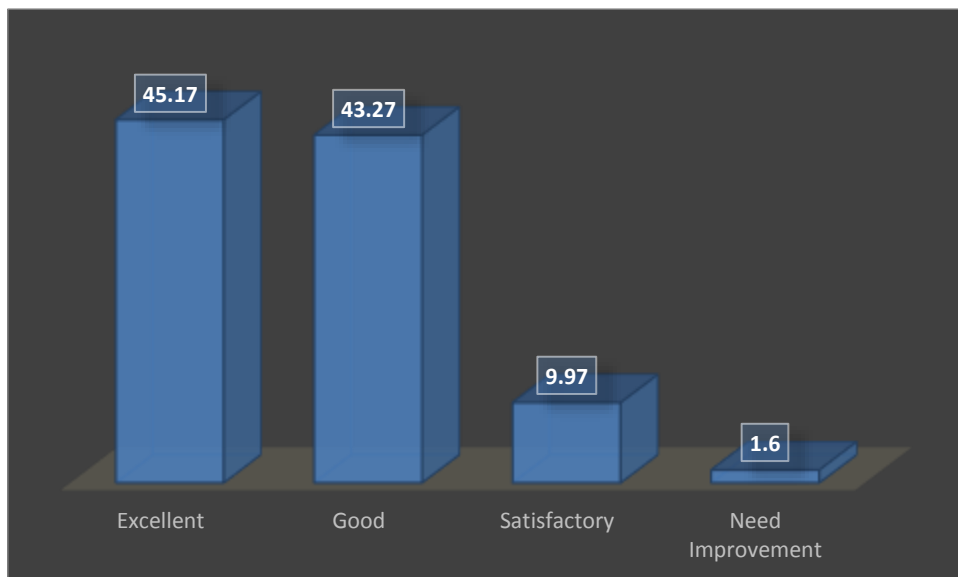
**Q - 7: Course content prepares the student to face interviews**

Excellent	Good	Satisfactory	Need Improvement
40.71	46.84	11.92	0.53



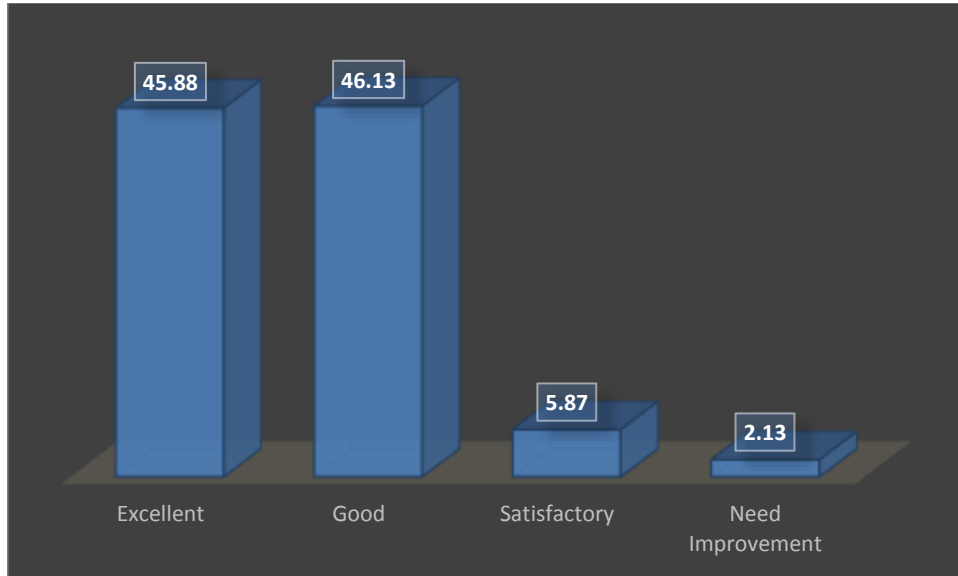
**Q - 8: Course content prepares the student to qualify competitive / qualifying examination**

Excellent	Good	Satisfactory	Need Improvement
45.17	43.27	9.97	1.60



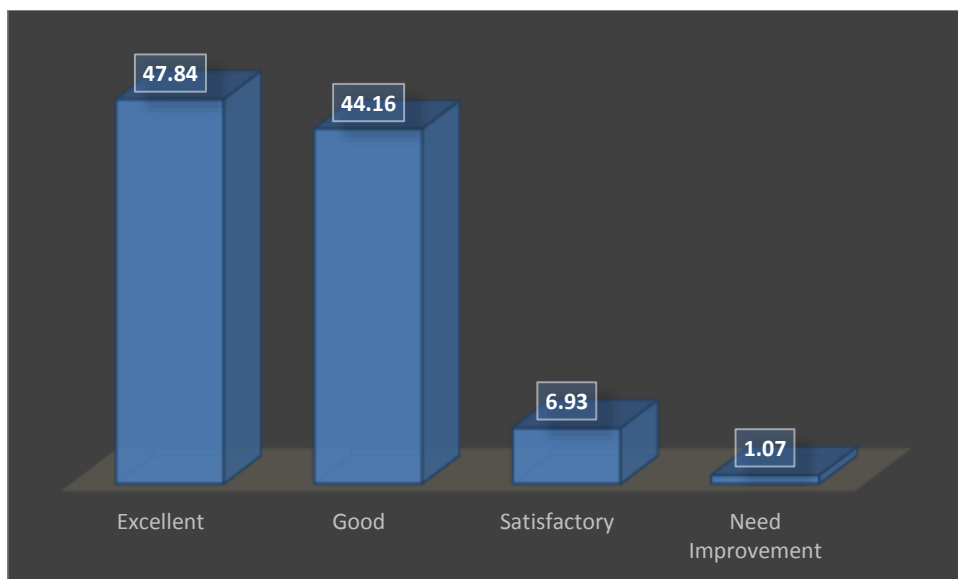
**Q - 9: The library holdings for the course**

Excellent	Good	Satisfactory	Need Improvement
45.88	46.13	5.87	2.13



**Q - 10: Overall rating**

Excellent	Good	Satisfactory	Need Improvement
47.84	44.16	6.93	1.07

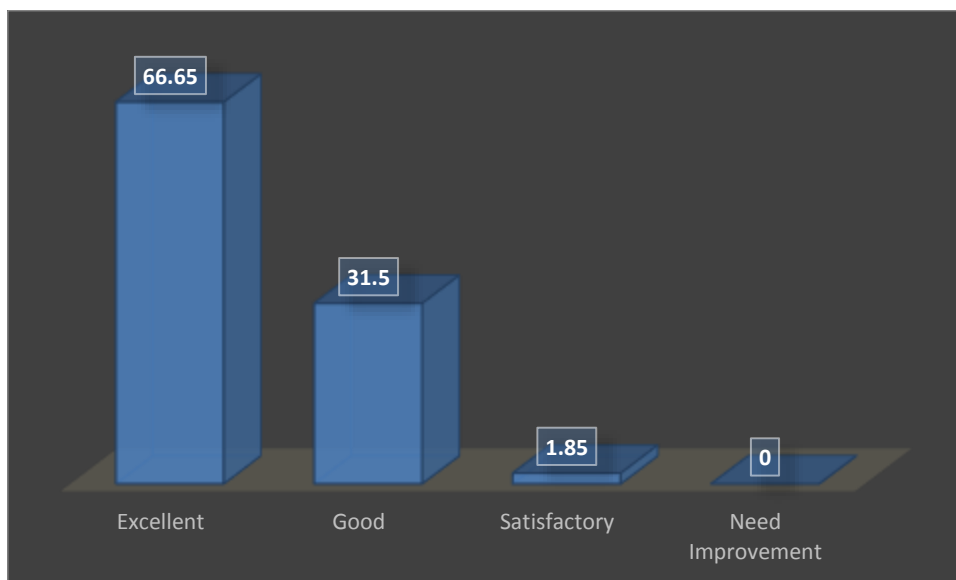


### B.SC BIOTECHNOLOGY (SHIFT II)

STUDENT RESPONSES (In Percentage)				
PARAMETERS	EXCELLENT	GOOD	SATISFACTORY	NEED IMPROVEMENT
Q1	66.65	31.50	1.85	0.00
Q2	47.56	50.64	1.80	0.00
Q3	44.24	46.10	9.66	0.00
Q4	43.77	54.44	0.76	1.04
Q5	43.77	52.58	3.65	0.00
Q6	39.13	56.19	4.69	0.00
Q7	40.59	48.76	10.66	0.00
Q8	37.47	56.52	4.97	1.04
Q9	48.64	46.72	3.60	1.04
Q10	47.27	45.91	5.78	1.04

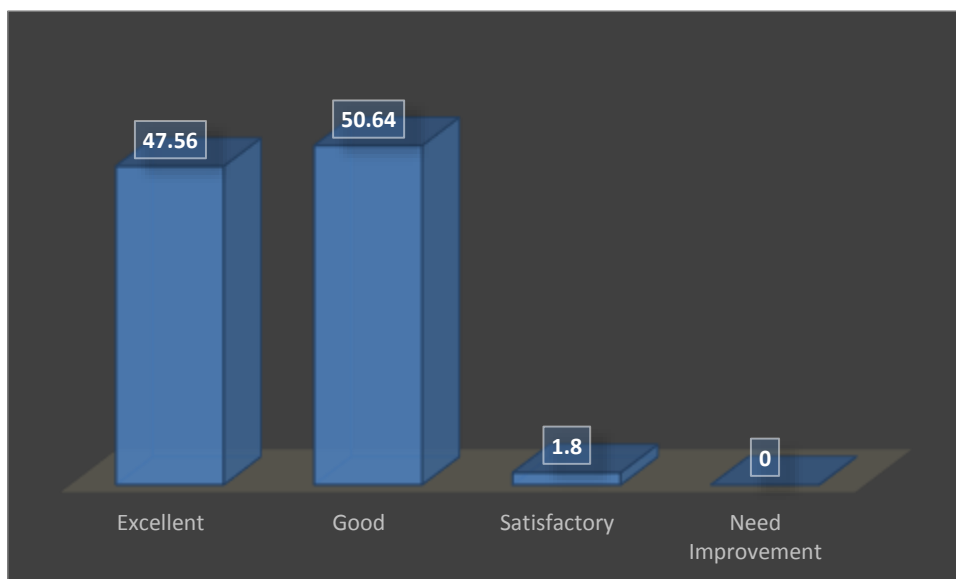
### Q - 1: Relevance of syllabus for Core subjects

Excellent	Good	Satisfactory	Need Improvement
66.65	31.50	1.85	0.00



### Q - 2: Relevance of syllabus for Elective subjects

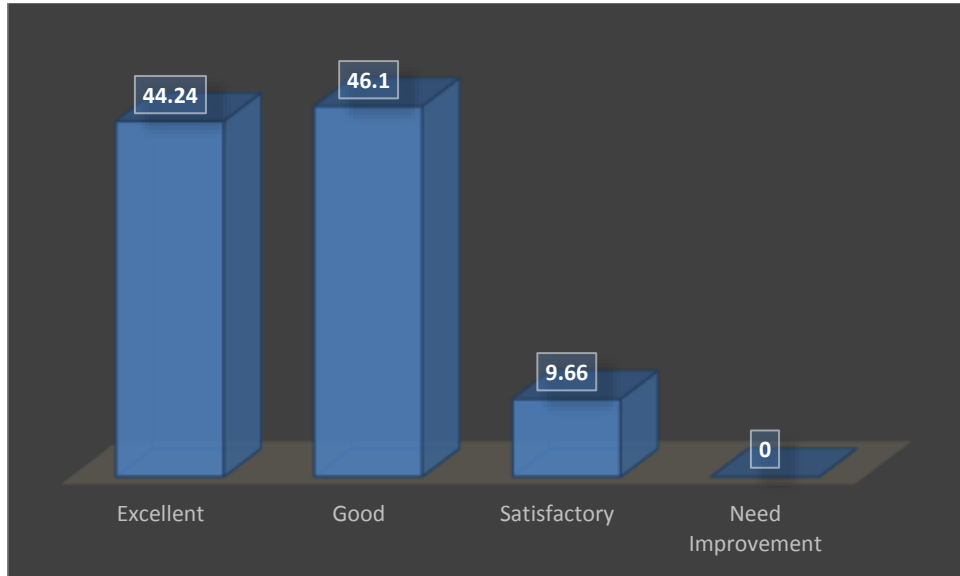
Excellent	Good	Satisfactory	Need Improvement
47.56	50.64	1.80	0.00





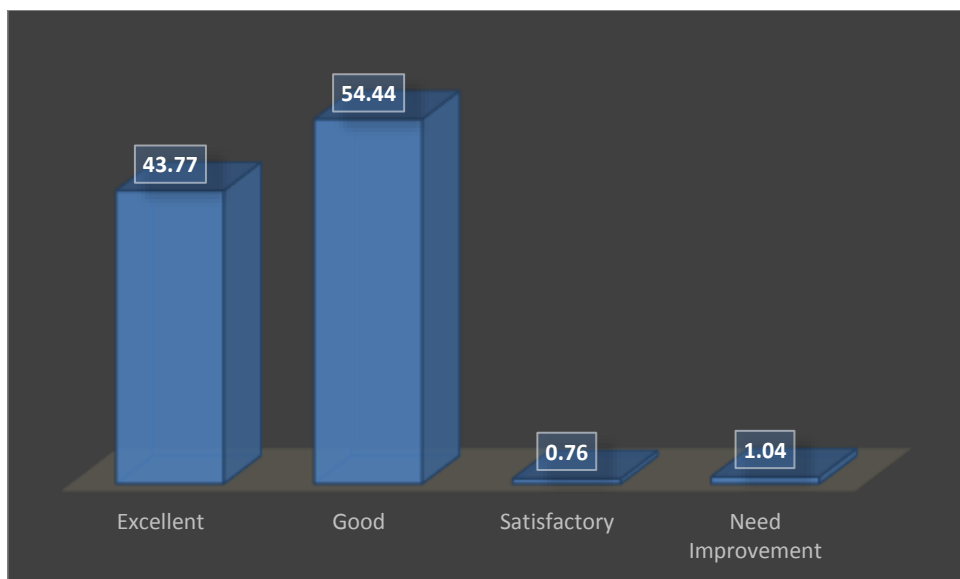
### Q - 3: Relevance of syllabus for Project/Dissertation

Excellent	Good	Satisfactory	Need Improvement
44.24	46.10	9.66	0.00



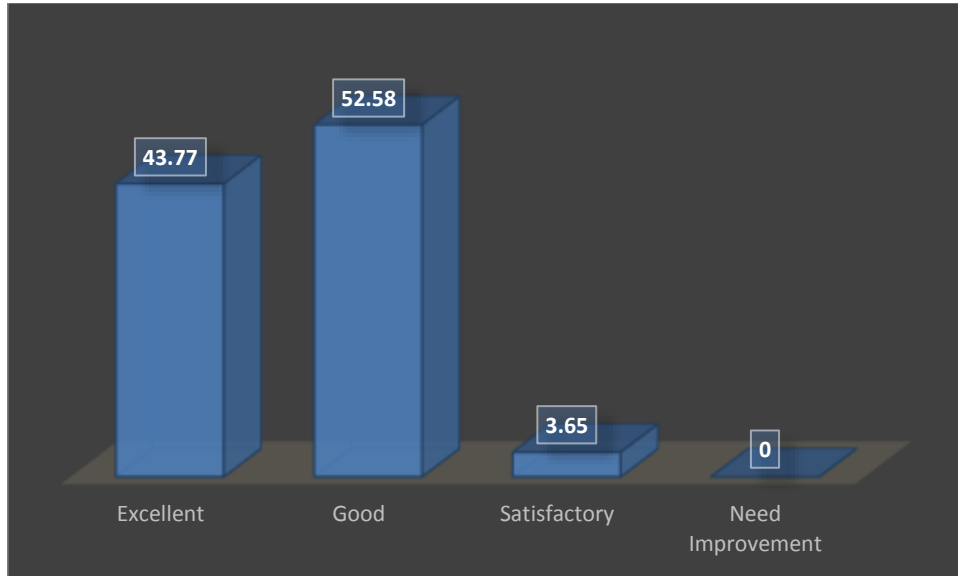
### Q - 4: Learning outcomes in terms of concepts, knowledge, skills and analytical abilities

Excellent	Good	Satisfactory	Need Improvement
43.77	54.44	0.76	1.04



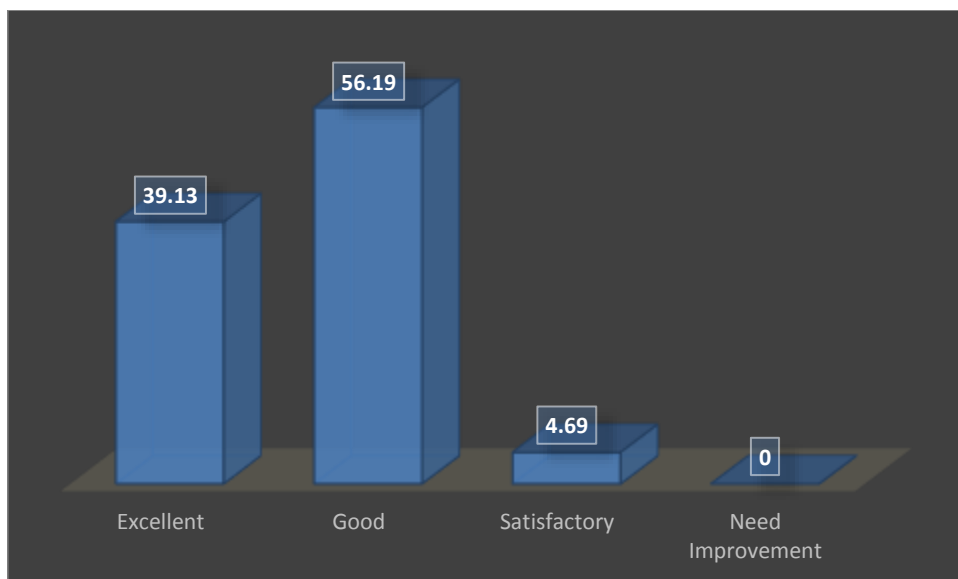
### Q - 5: Depth of the Course Content

Excellent	Good	Satisfactory	Need Improvement
43.77	52.58	3.65	0.00



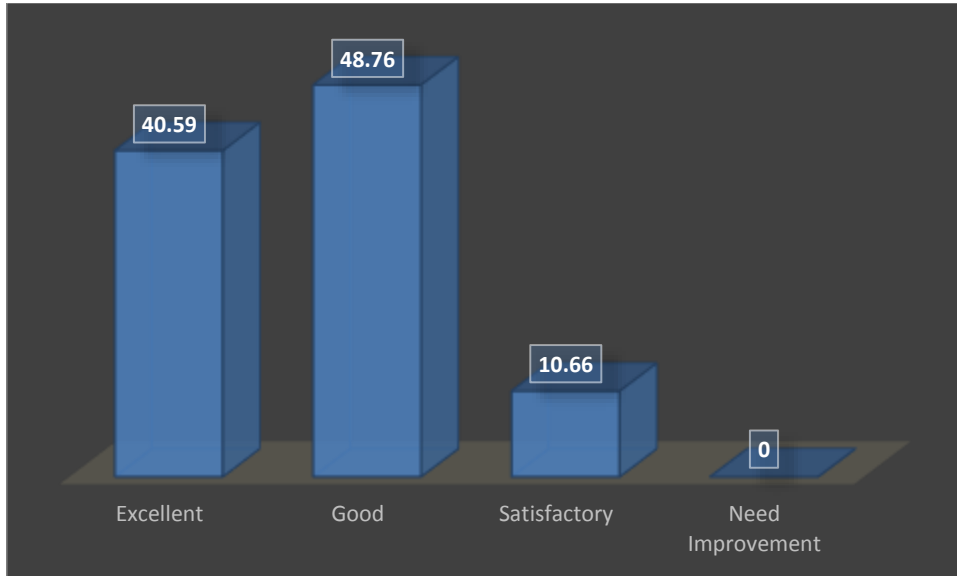
### Q - 6: Course content prepares the student to pursue higher studies

Excellent	Good	Satisfactory	Need Improvement
39.13	56.19	4.69	0.00



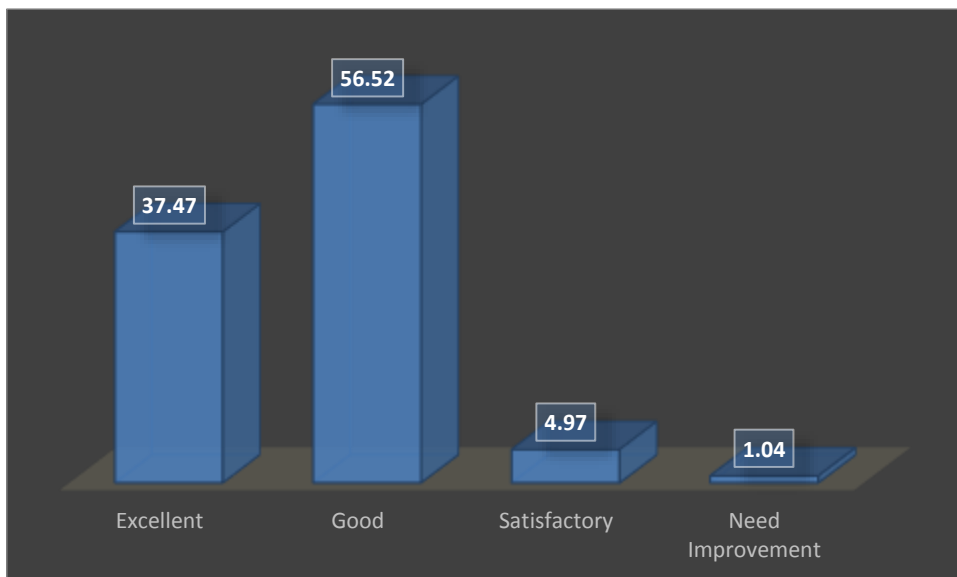
**Q - 7: Course content prepares the student to face interviews**

Excellent	Good	Satisfactory	Need Improvement
40.59	48.76	10.66	0.00



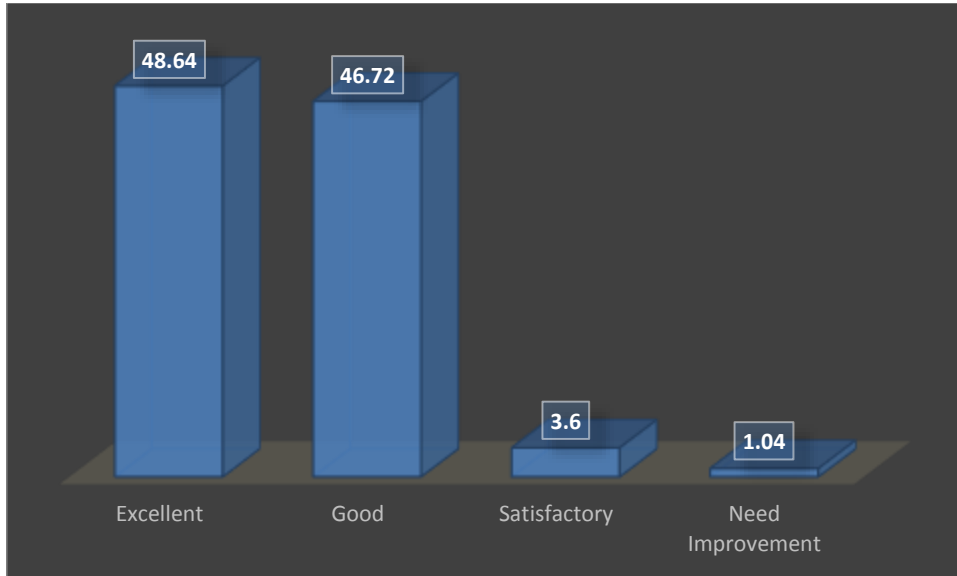
**Q - 8: Course content prepares the student to qualify competitive / qualifying examination**

Excellent	Good	Satisfactory	Need Improvement
37.47	56.52	4.97	1.04



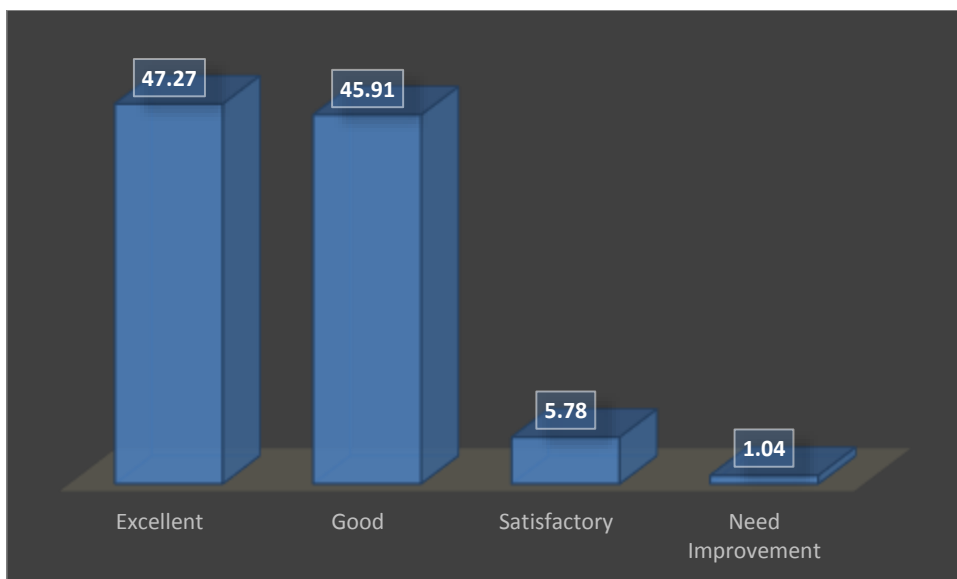
**Q - 9: The library holdings for the course**

Excellent	Good	Satisfactory	Need Improvement
48.64	46.72	3.60	1.04



**Q - 10: Overall rating**

Excellent	Good	Satisfactory	Need Improvement
47.27	45.91	5.78	1.04

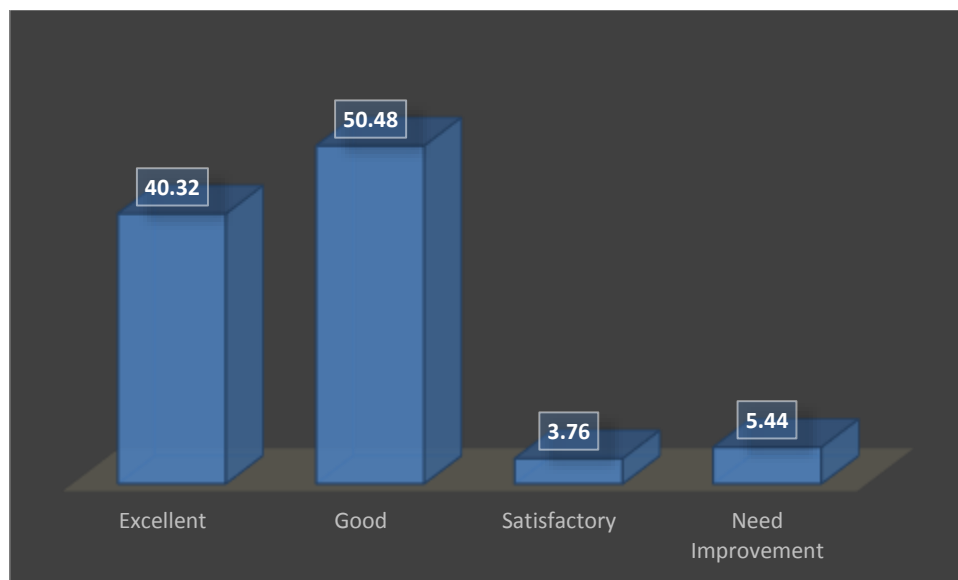


### B.SC CHEMISTRY (SHIFT I)

<b>STUDENT RESPONSES (In Percentage)</b>				
<b>PARAMETERS</b>	<b>EXCELLENT</b>	<b>GOOD</b>	<b>SATISFACTORY</b>	<b>NEED IMPROVEMENT</b>
Q1	40.32	50.48	3.76	5.44
Q2	33.74	56.49	4.33	5.44
Q3	33.17	51.23	9.60	6.01
Q4	38.53	46.72	8.56	6.20
Q5	33.95	50.85	9.19	6.01
Q6	31.88	54.80	6.55	6.77
Q7	28.08	55.37	10.54	6.01
Q8	31.45	54.26	8.28	6.01
Q9	34.52	47.26	12.78	5.44
Q10	37.31	45.77	11.48	5.44

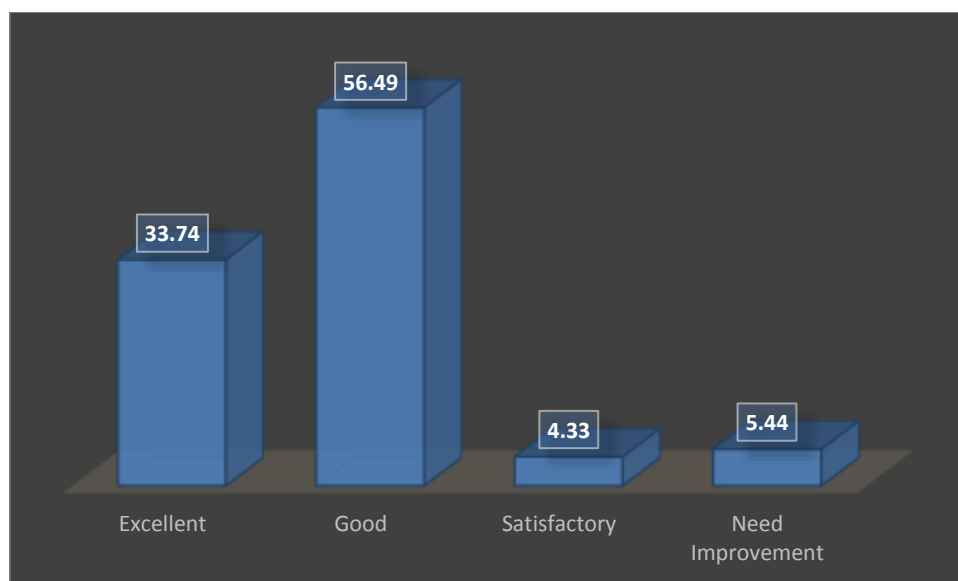
### Q - 1: Relevance of syllabus for Core subjects

Excellent	Good	Satisfactory	Need Improvement
40.32	50.48	3.76	5.44



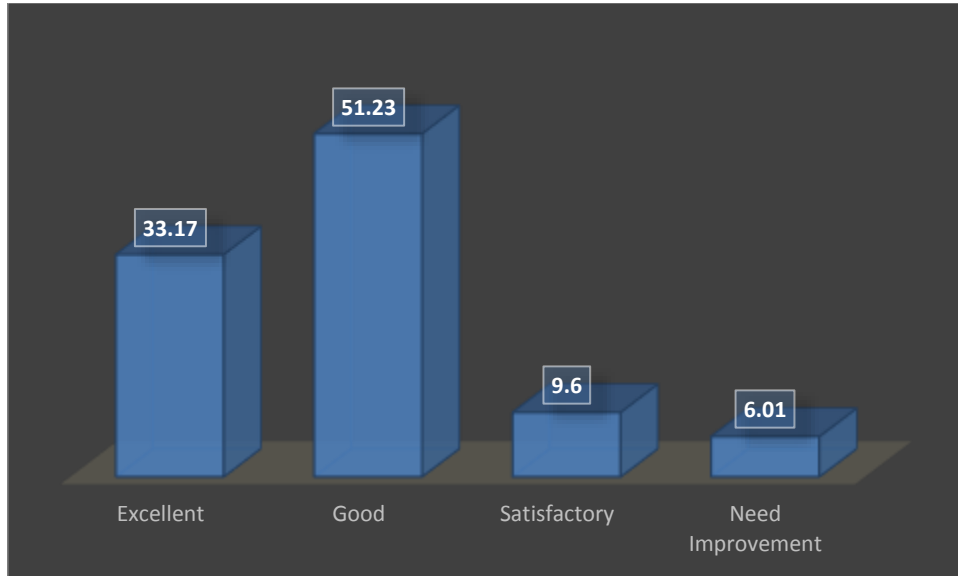
### Q - 2: Relevance of syllabus for Elective subjects

Excellent	Good	Satisfactory	Need Improvement
33.74	56.49	4.33	5.44



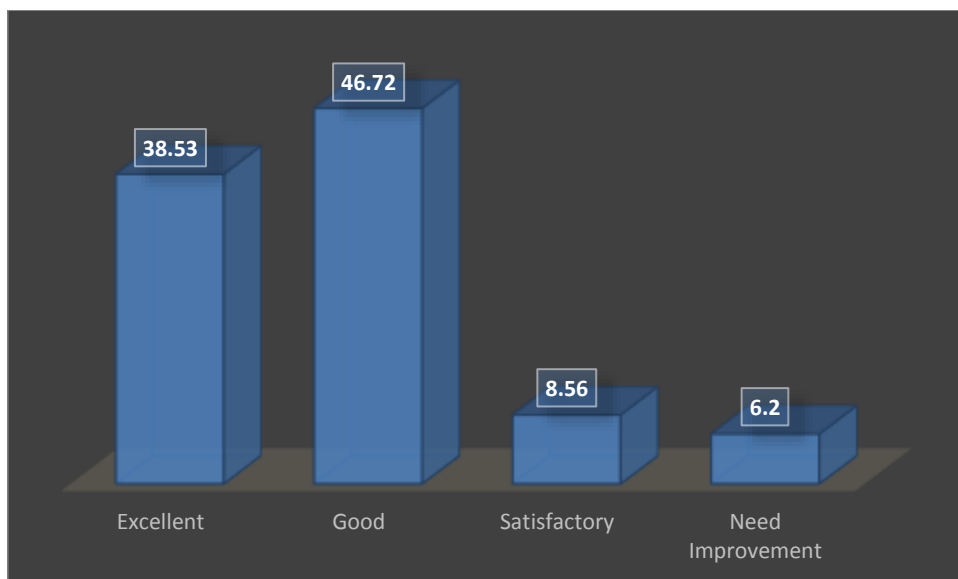
### Q - 3: Relevance of syllabus for Project/Dissertation

Excellent	Good	Satisfactory	Need Improvement
33.17	51.23	9.60	6.01



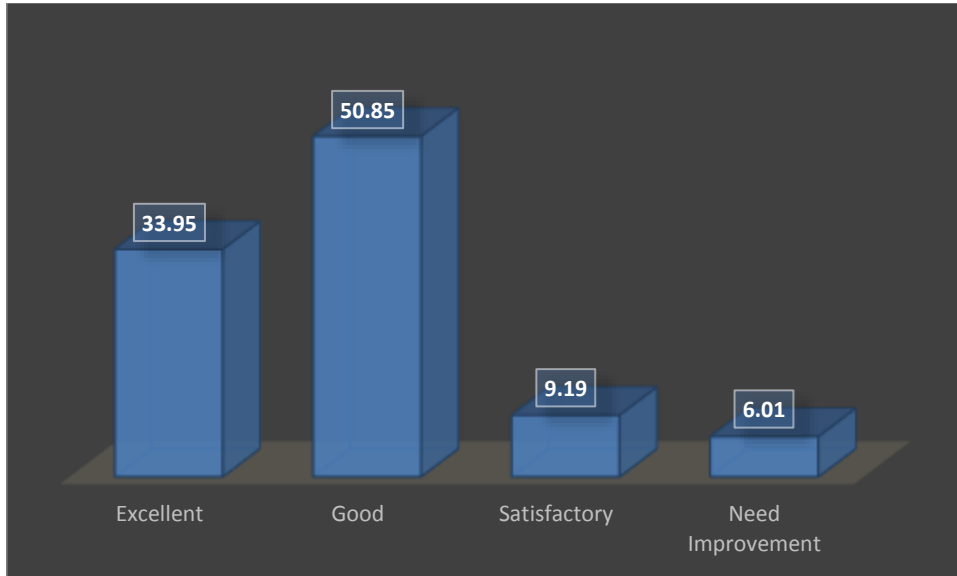
### Q - 4: Learning outcomes in terms of concepts, knowledge, skills and analytical abilities

Excellent	Good	Satisfactory	Need Improvement
38.53	46.72	8.56	6.20



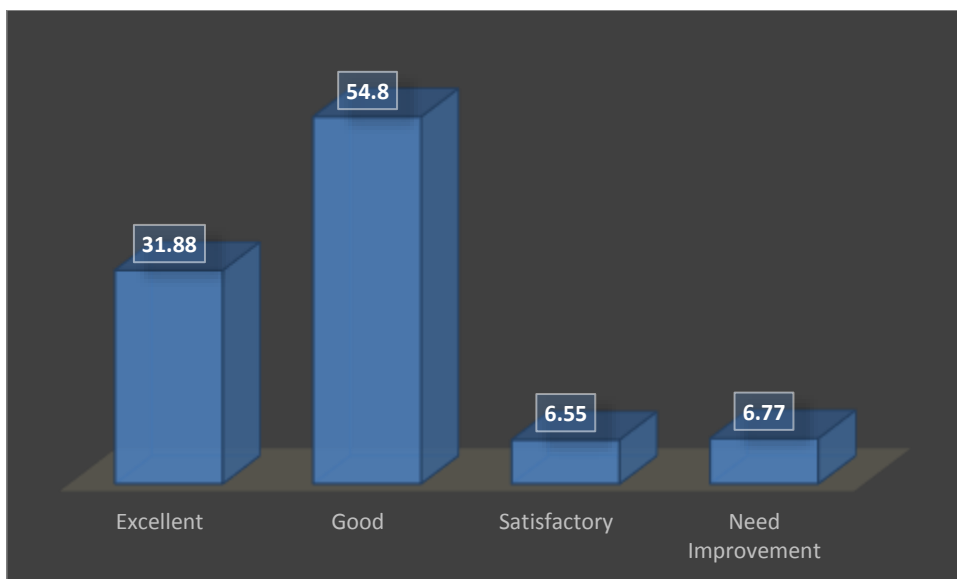
### Q - 5: Depth of the Course Content

Excellent	Good	Satisfactory	Need Improvement
33.95	50.85	9.19	6.01



### Q - 6: Course content prepares the student to pursue higher studies

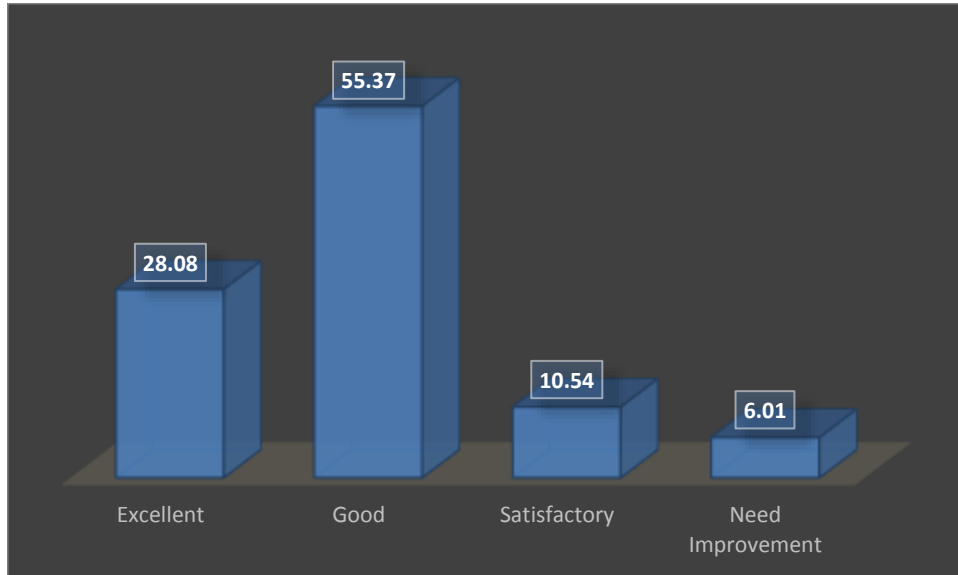
Excellent	Good	Satisfactory	Need Improvement
31.88	54.80	6.55	6.77





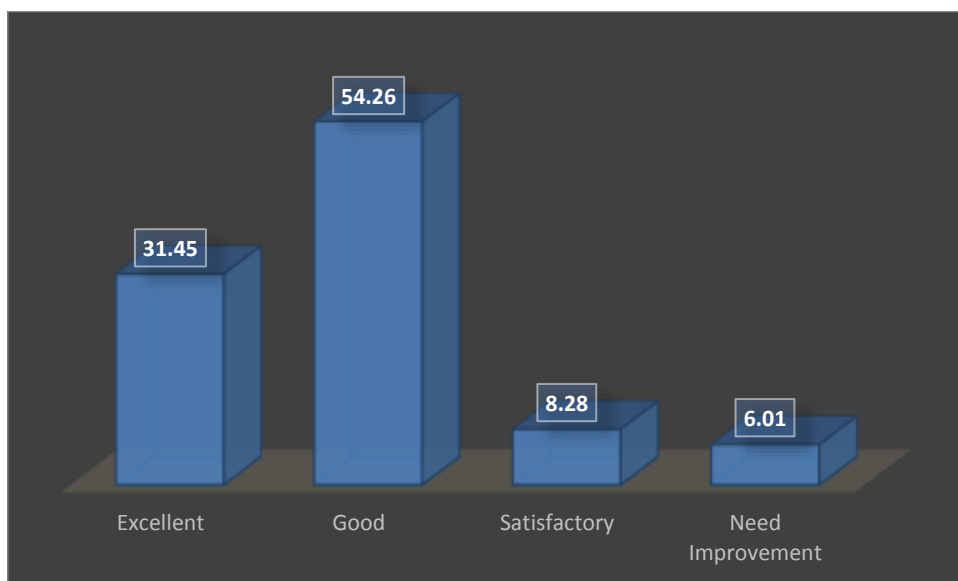
**Q - 7: Course content prepares the student to face interviews**

Excellent	Good	Satisfactory	Need Improvement
28.08	55.37	10.54	6.01



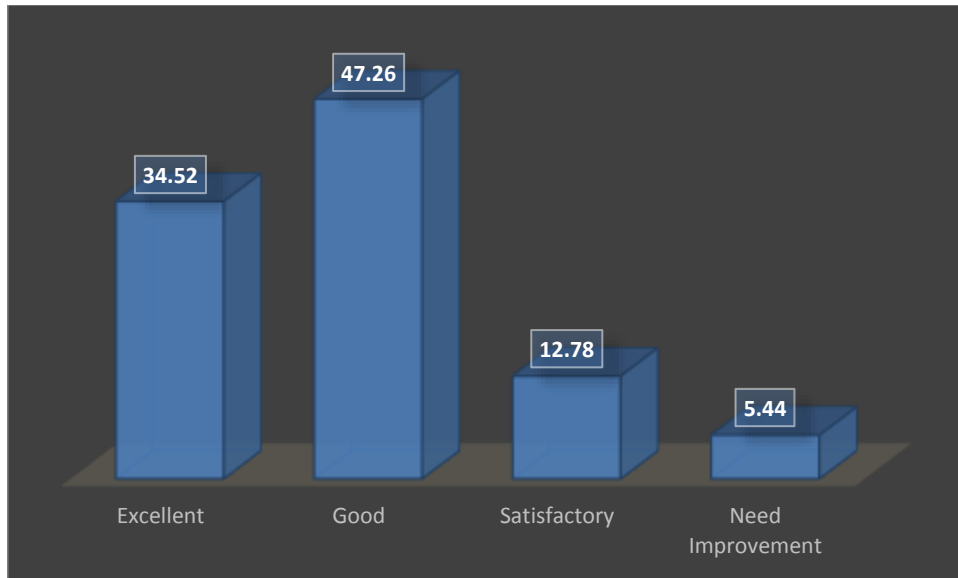
**Q - 8: Course content prepares the student to qualify competitive / qualifying examination**

Excellent	Good	Satisfactory	Need Improvement
31.45	54.26	8.28	6.01



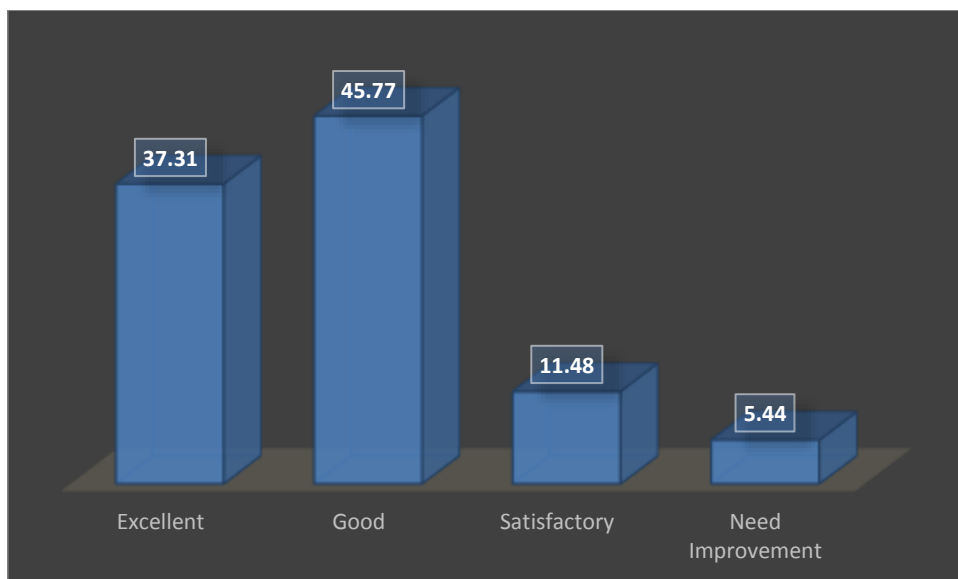
### Q - 9: The library holdings for the course

Excellent	Good	Satisfactory	Need Improvement
34.52	47.26	12.78	5.44



### Q - 10: Overall rating

Excellent	Good	Satisfactory	Need Improvement
37.31	45.77	11.48	5.44

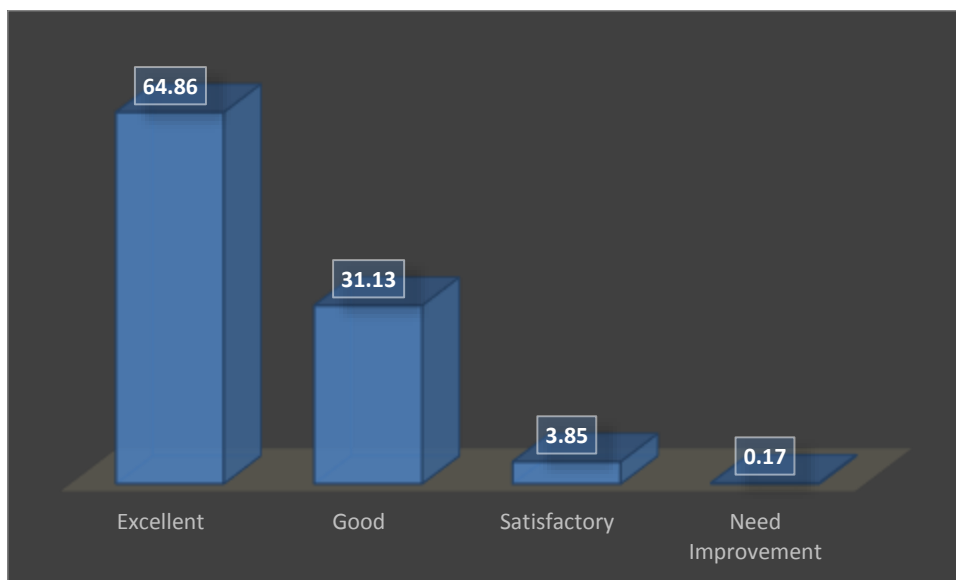


### B.SC COMPUTER SCIENCE (SHIFT II)

STUDENT RESPONSES (In Percentage)				
PARAMETERS	EXCELLENT	GOOD	SATISFACTORY	NEED IMPROVEMENT
Q1	64.86	31.13	3.85	0.17
Q2	59.01	33.96	6.69	0.34
Q3	58.35	32.77	7.71	1.19
Q4	59.96	33.51	5.87	0.66
Q5	59.56	34.79	5.32	0.33
Q6	57.94	35.37	5.69	1.01
Q7	60.26	30.54	8.70	0.50
Q8	56.72	34.76	7.03	1.50
Q9	62.97	29.87	6.84	0.33
Q10	63.23	31.44	5.17	0.17

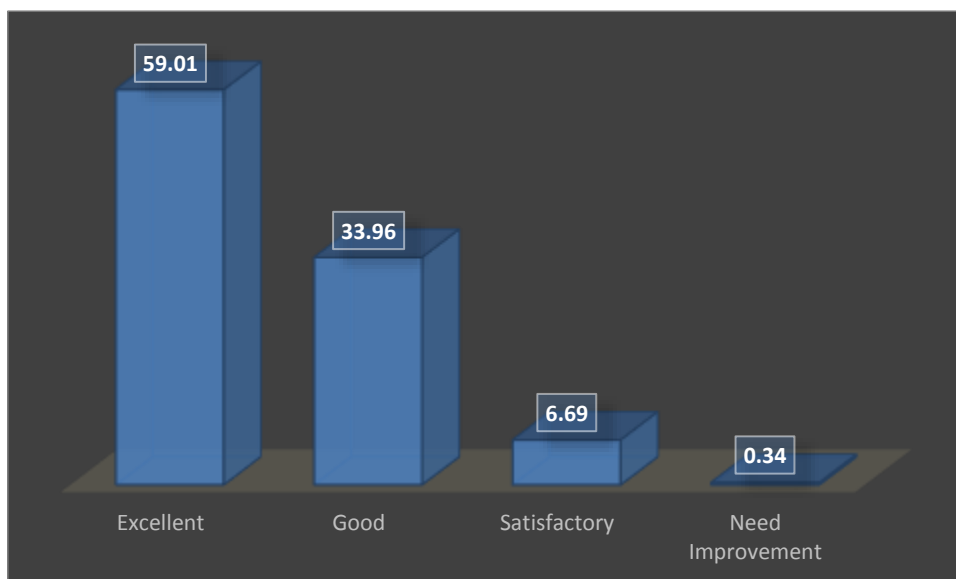
### Q - 1: Relevance of syllabus for Core subjects

Excellent	Good	Satisfactory	Need Improvement
64.86	31.13	3.85	0.17



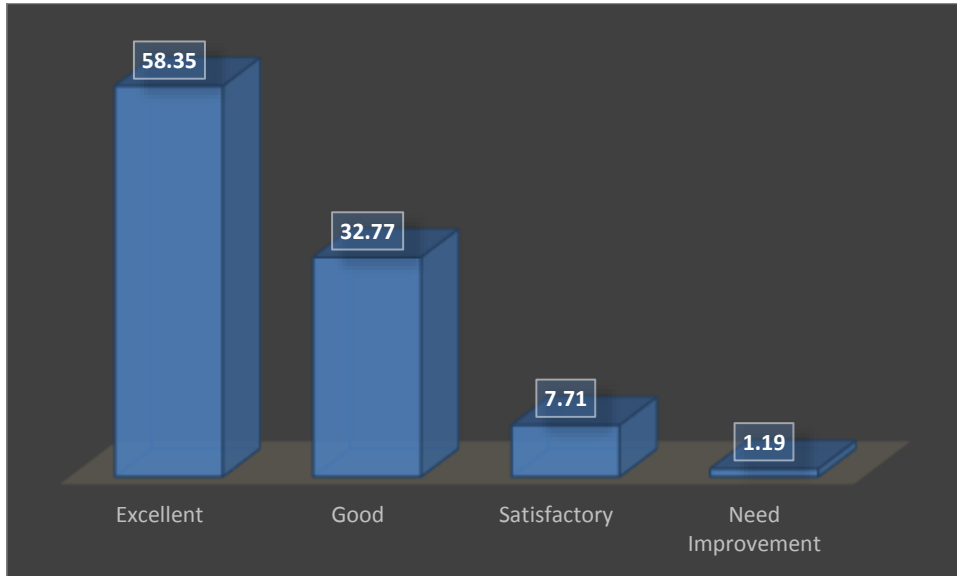
### Q - 2: Relevance of syllabus for Elective subjects

Excellent	Good	Satisfactory	Need Improvement
59.01	33.96	6.69	0.34



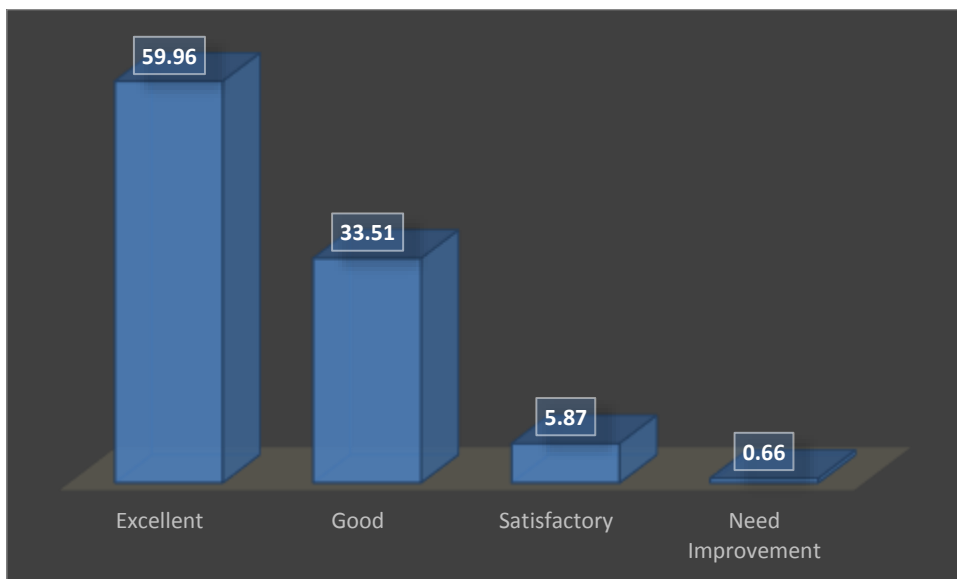
**Q - 3: Relevance of syllabus for Project/Dissertation**

Excellent	Good	Satisfactory	Need Improvement
58.35	32.77	7.71	1.19



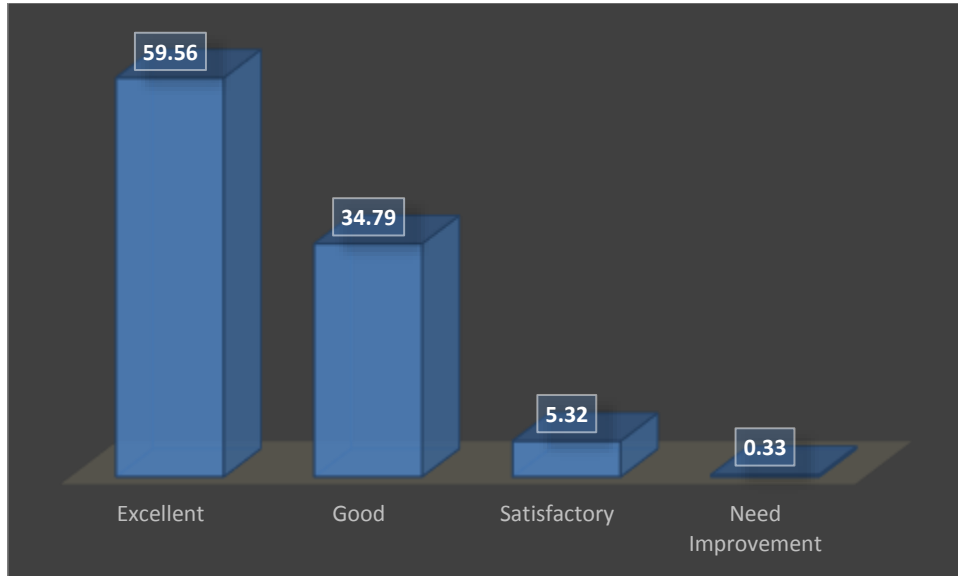
**Q - 4: Learning outcomes in terms of concepts, knowledge, skills and analytical abilities**

Excellent	Good	Satisfactory	Need Improvement
59.96	33.51	5.87	0.66



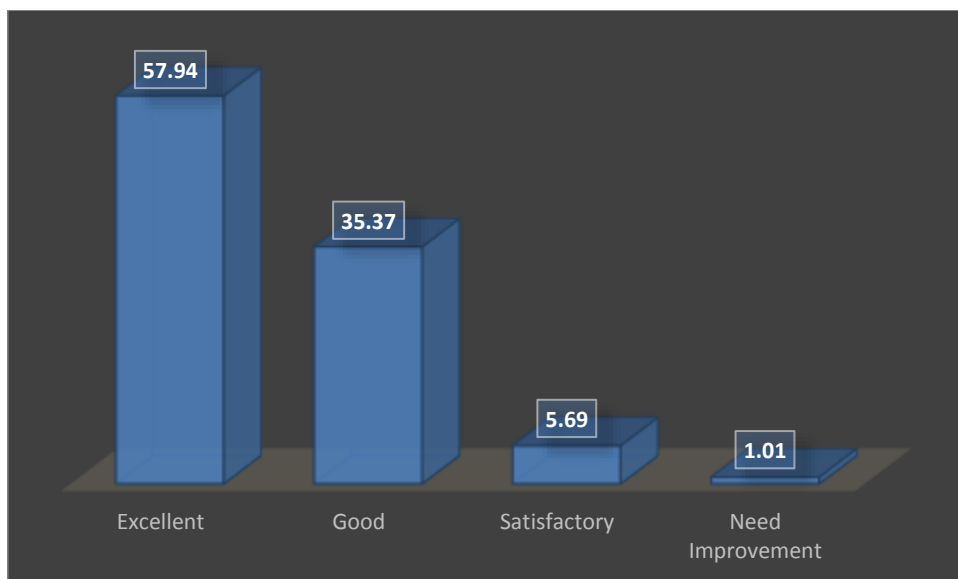
### Q - 5: Depth of the Course Content

Excellent	Good	Satisfactory	Need Improvement
59.56	34.79	5.32	0.33



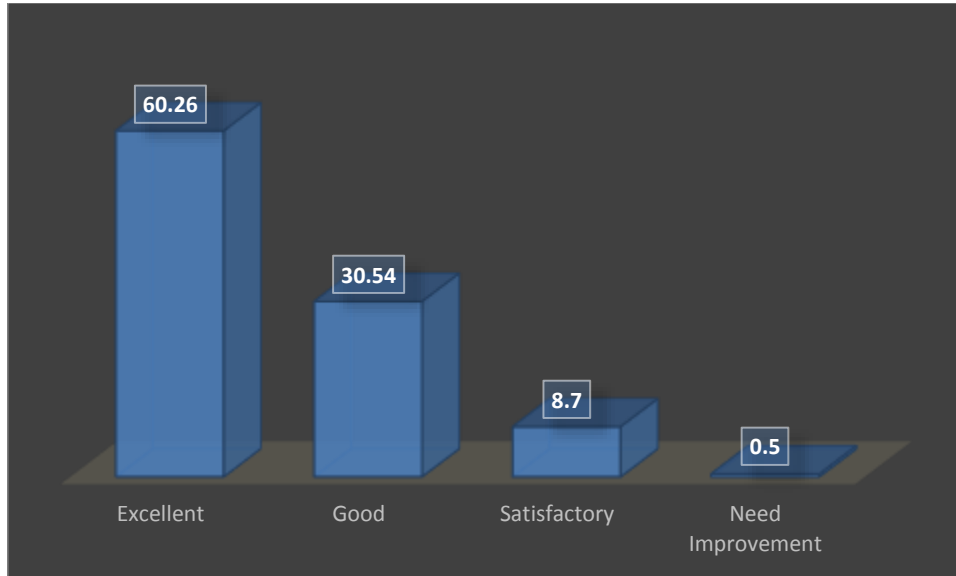
### Q - 6: Course content prepares the student to pursue higher studies

Excellent	Good	Satisfactory	Need Improvement
57.94	35.37	5.69	1.01



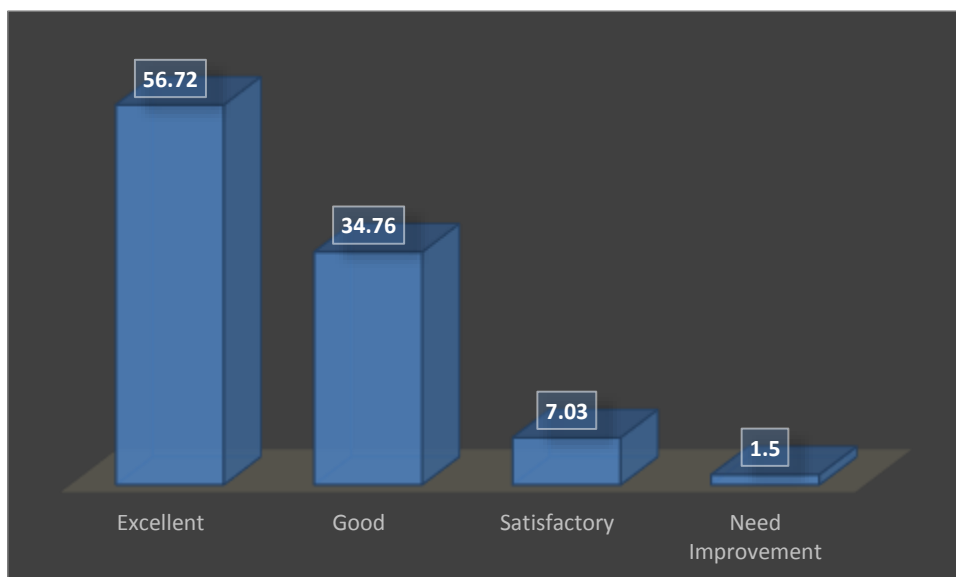
**Q - 7: Course content prepares the student to face interviews**

Excellent	Good	Satisfactory	Need Improvement
60.26	30.54	8.70	0.50



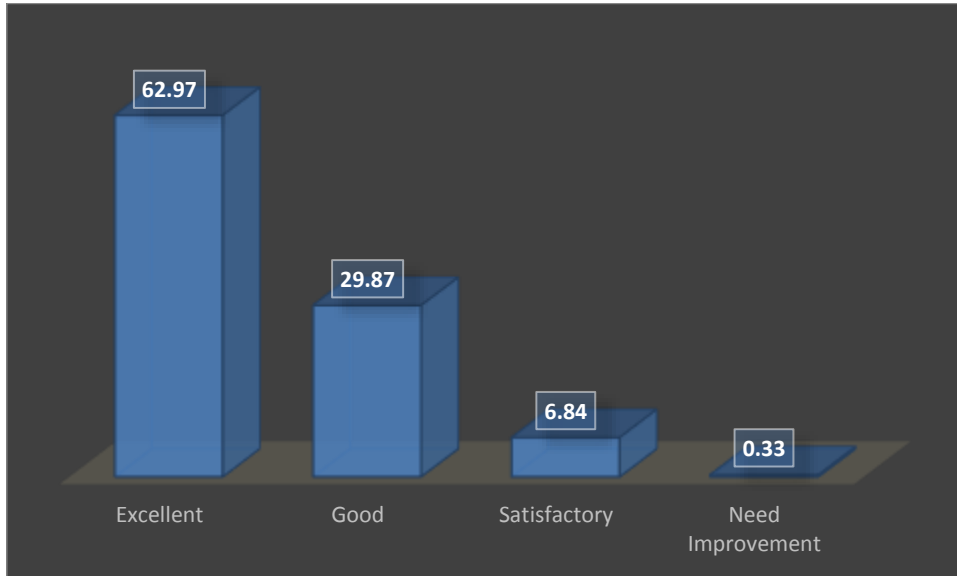
**Q - 8: Course content prepares the student to qualify competitive / qualifying examination**

Excellent	Good	Satisfactory	Need Improvement
56.72	34.76	7.03	1.50



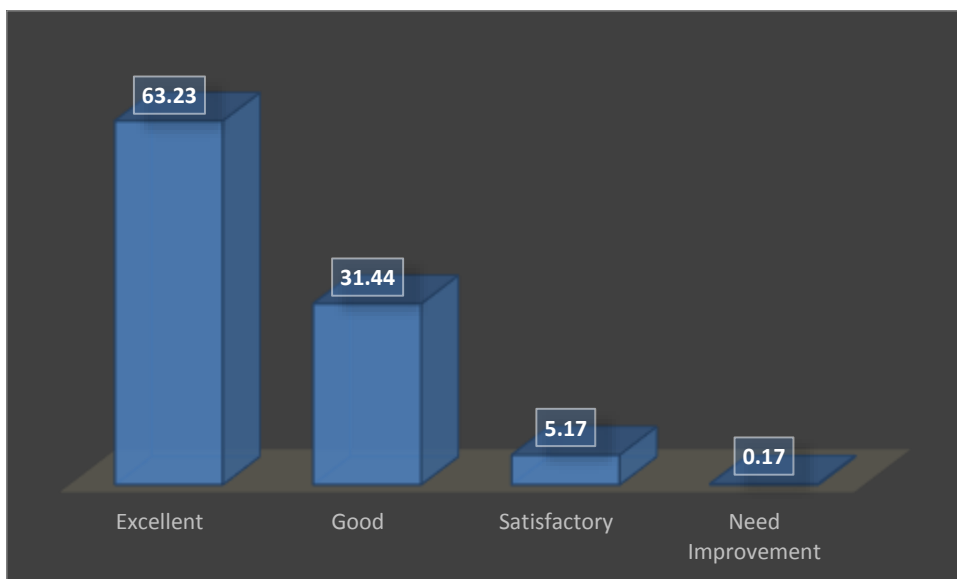
**Q - 9: The library holdings for the course**

Excellent	Good	Satisfactory	Need Improvement
62.97	29.87	6.84	0.33



**Q - 10: Overall rating**

Excellent	Good	Satisfactory	Need Improvement
63.23	31.44	5.17	0.17



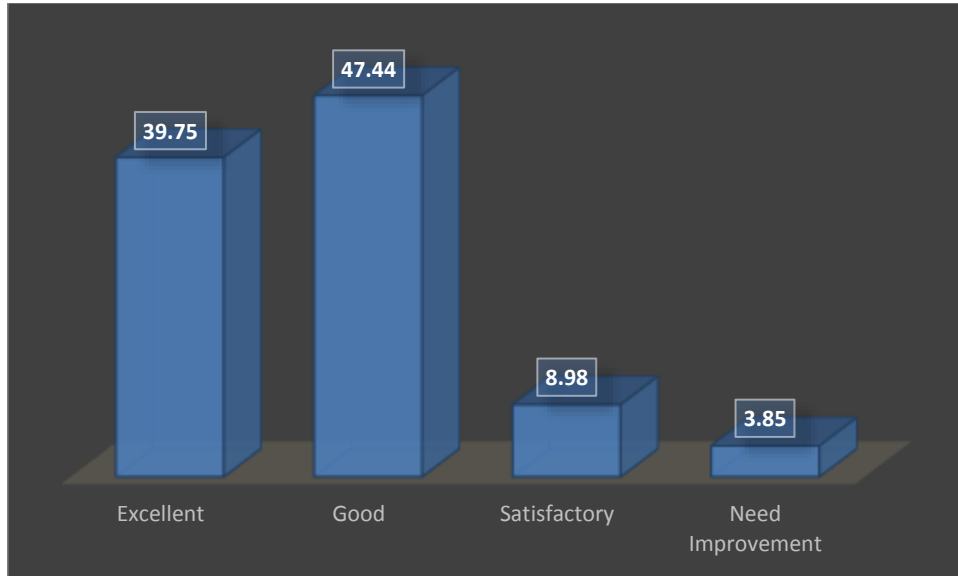


**B.SC INFORMATION TECHNOLOGY (SHIFT II)**

<b>STUDENT RESPONSES (In Percentage)</b>				
<b>PARAMETERS</b>	<b>EXCELLENT</b>	<b>GOOD</b>	<b>SATISFACTORY</b>	<b>NEED IMPROVEMENT</b>
<b>Q1</b>	<b>39.75</b>	<b>47.44</b>	<b>8.98</b>	<b>3.85</b>
<b>Q2</b>	<b>25.64</b>	<b>56.41</b>	<b>15.39</b>	<b>2.56</b>
<b>Q3</b>	<b>19.23</b>	<b>52.57</b>	<b>25.65</b>	<b>2.56</b>
<b>Q4</b>	<b>21.80</b>	<b>57.69</b>	<b>17.95</b>	<b>2.56</b>
<b>Q5</b>	<b>29.65</b>	<b>56.41</b>	<b>11.39</b>	<b>2.56</b>
<b>Q6</b>	<b>37.93</b>	<b>47.44</b>	<b>12.08</b>	<b>2.56</b>
<b>Q7</b>	<b>26.93</b>	<b>41.03</b>	<b>28.21</b>	<b>3.85</b>
<b>Q8</b>	<b>23.08</b>	<b>47.44</b>	<b>26.92</b>	<b>2.56</b>
<b>Q9</b>	<b>16.67</b>	<b>61.54</b>	<b>17.95</b>	<b>3.85</b>
<b>Q10</b>	<b>33.34</b>	<b>48.72</b>	<b>14.10</b>	<b>3.85</b>

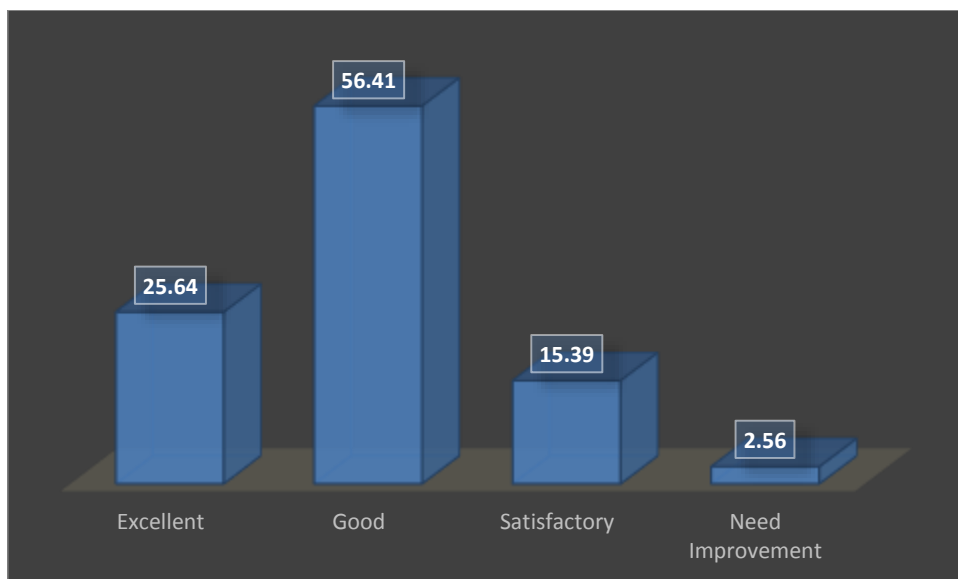
### Q - 1: Relevance of syllabus for Core subjects

Excellent	Good	Satisfactory	Need Improvement
39.75	47.44	8.98	3.85



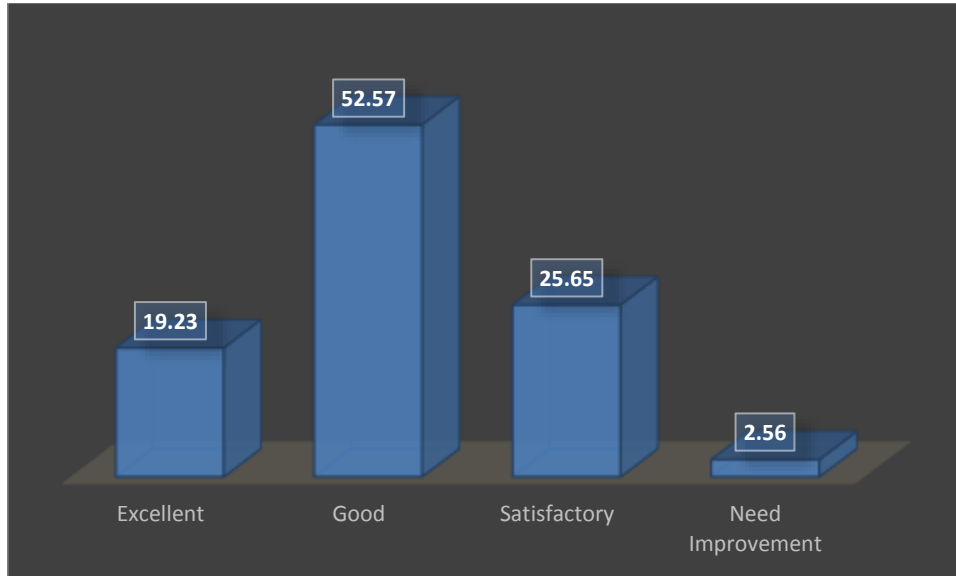
### Q - 2: Relevance of syllabus for Elective subjects

Excellent	Good	Satisfactory	Need Improvement
25.64	56.41	15.39	2.56



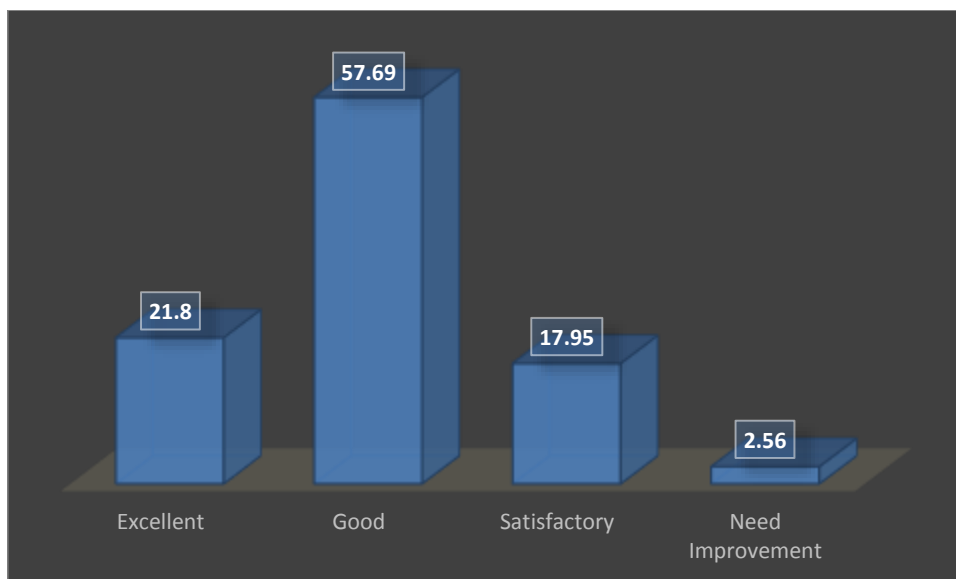
### Q - 3: Relevance of syllabus for Project/Dissertation

Excellent	Good	Satisfactory	Need Improvement
19.23	52.57	25.65	2.56



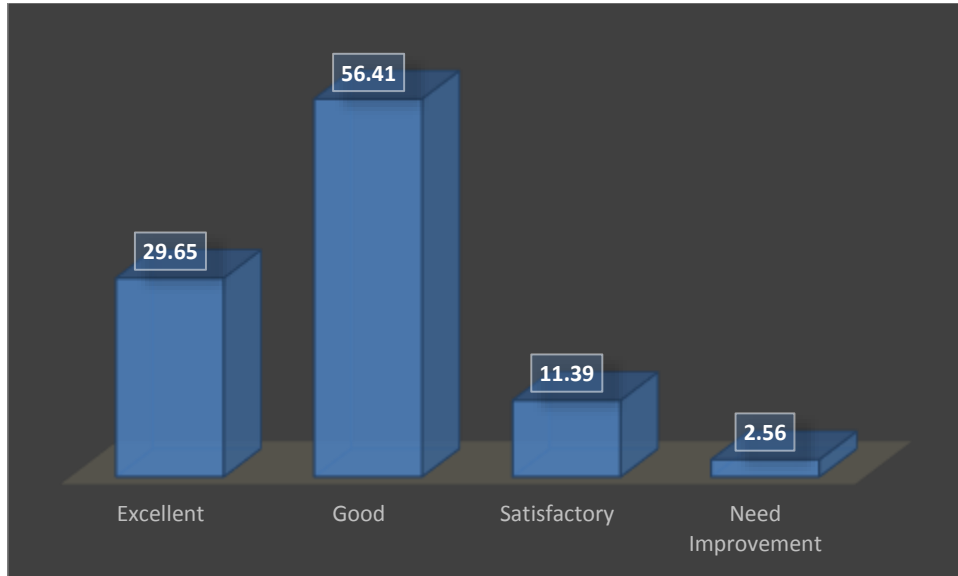
### Q - 4: Learning outcomes in terms of concepts, knowledge, skills and analytical abilities

Excellent	Good	Satisfactory	Need Improvement
21.80	57.69	17.95	2.56



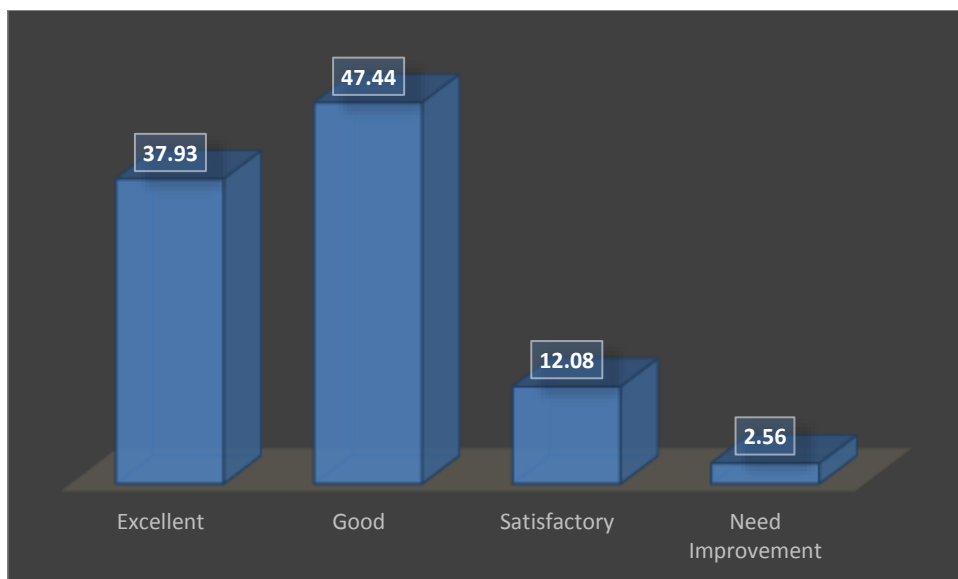
### Q - 5: Depth of the Course Content

Excellent	Good	Satisfactory	Need Improvement
29.65	56.41	11.39	2.56



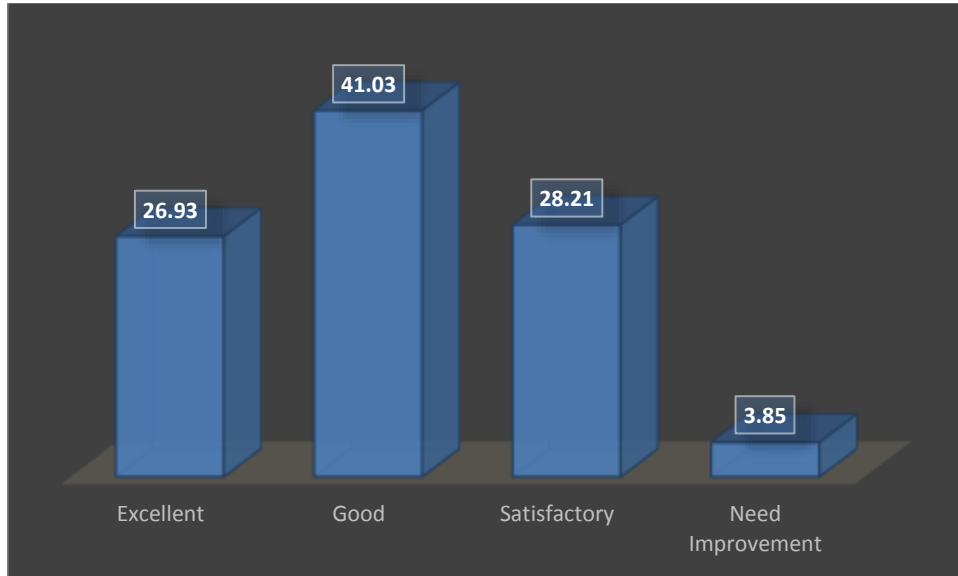
### Q - 6: Course content prepares the student to pursue higher studies

Excellent	Good	Satisfactory	Need Improvement
37.93	47.44	12.08	2.56



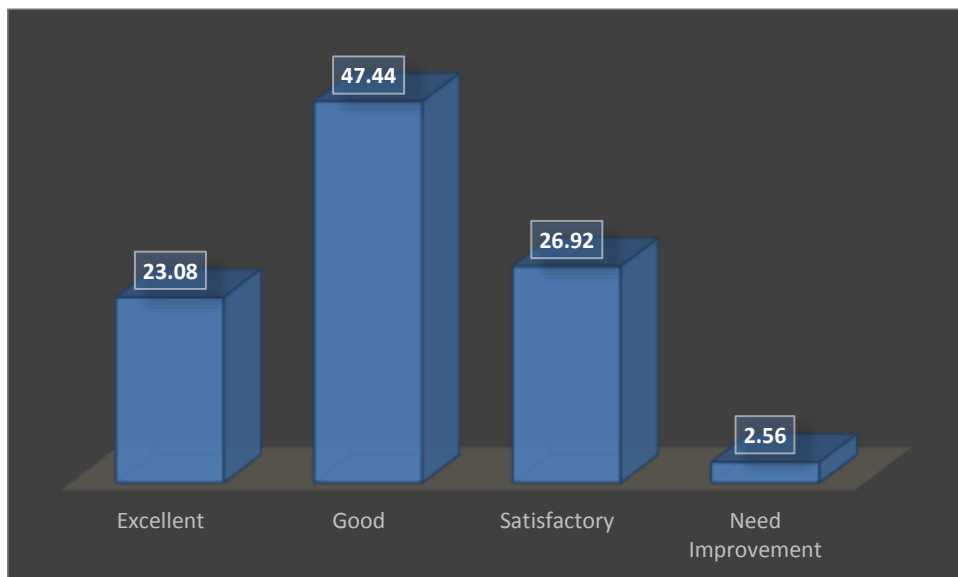
**Q - 7: Course content prepares the student to face interviews**

Excellent	Good	Satisfactory	Need Improvement
26.93	41.03	28.21	3.85



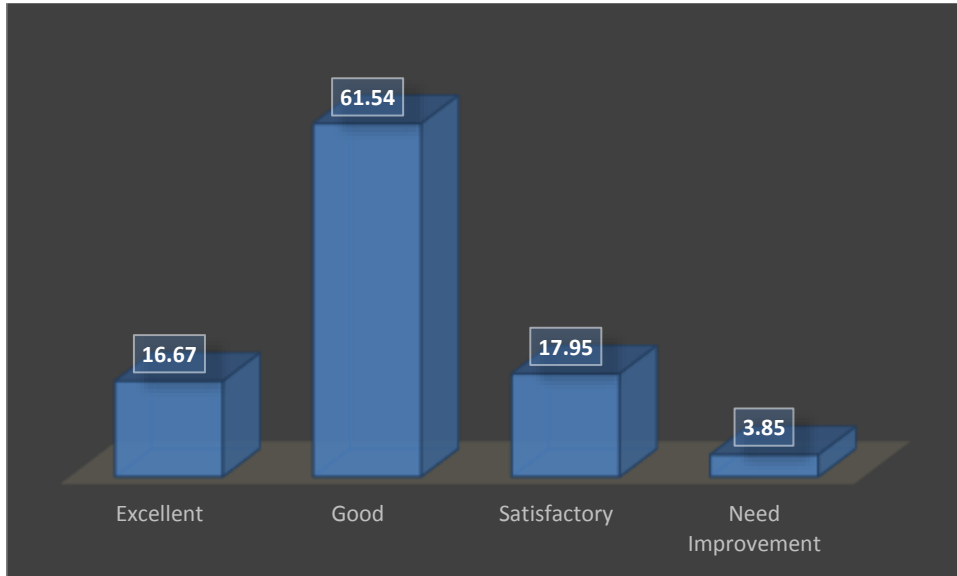
**Q - 8: Course content prepares the student to qualify competitive / qualifying examination**

Excellent	Good	Satisfactory	Need Improvement
23.08	47.44	26.92	2.56



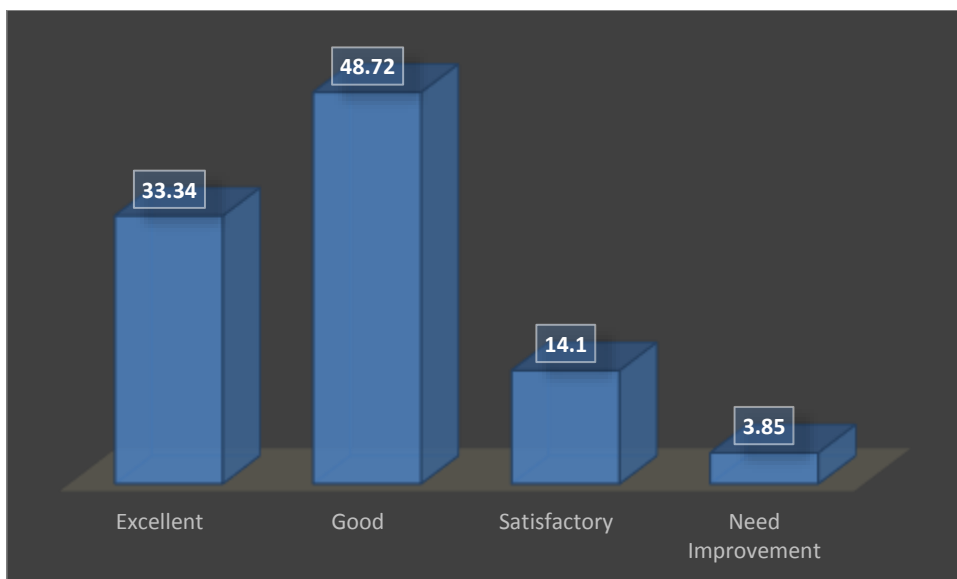
**Q - 9: The library holdings for the course**

Excellent	Good	Satisfactory	Need Improvement
16.67	61.54	17.95	3.85



**Q - 10: Overall rating**

Excellent	Good	Satisfactory	Need Improvement
33.34	48.72	14.10	3.85

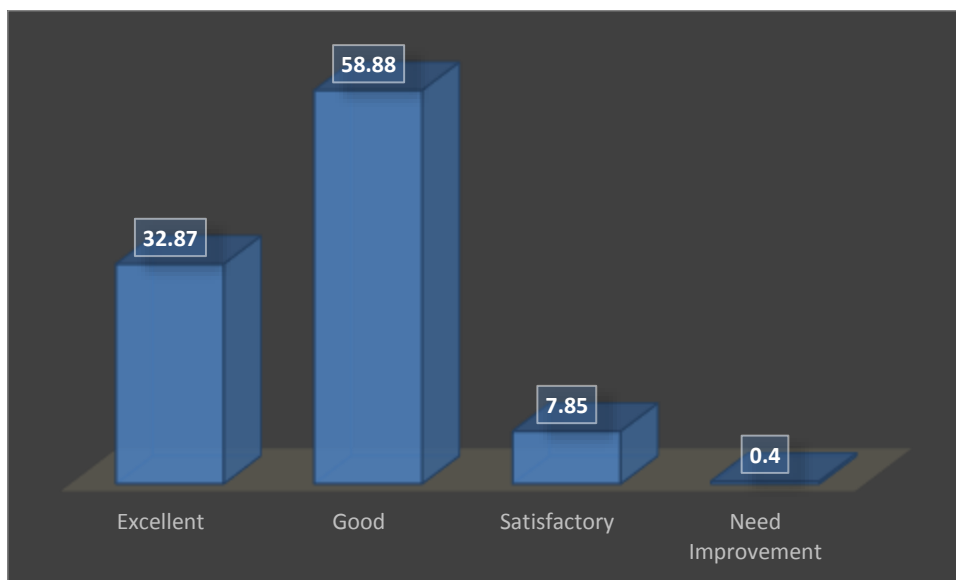


**B.SC MATHEMATICS (SHIFT I)**

<b>STUDENT RESPONSES (In Percentage)</b>				
<b>PARAMETERS</b>	<b>EXCELLENT</b>	<b>GOOD</b>	<b>SATISFACTORY</b>	<b>NEED IMPROVEMENT</b>
<b>Q1</b>	<b>32.87</b>	<b>58.88</b>	<b>7.85</b>	<b>0.40</b>
<b>Q2</b>	<b>23.83</b>	<b>63.56</b>	<b>11.42</b>	<b>1.19</b>
<b>Q3</b>	<b>39.22</b>	<b>54.87</b>	<b>2.10</b>	<b>3.82</b>
<b>Q4</b>	<b>29.38</b>	<b>57.54</b>	<b>10.87</b>	<b>2.22</b>
<b>Q5</b>	<b>23.75</b>	<b>60.94</b>	<b>15.32</b>	<b>0.00</b>
<b>Q6</b>	<b>32.54</b>	<b>58.65</b>	<b>7.95</b>	<b>0.87</b>
<b>Q7</b>	<b>19.36</b>	<b>55.56</b>	<b>22.08</b>	<b>3.00</b>
<b>Q8</b>	<b>23.18</b>	<b>57.60</b>	<b>15.02</b>	<b>4.20</b>
<b>Q9</b>	<b>34.21</b>	<b>54.91</b>	<b>7.78</b>	<b>3.11</b>
<b>Q10</b>	<b>24.14</b>	<b>65.87</b>	<b>9.60</b>	<b>0.40</b>

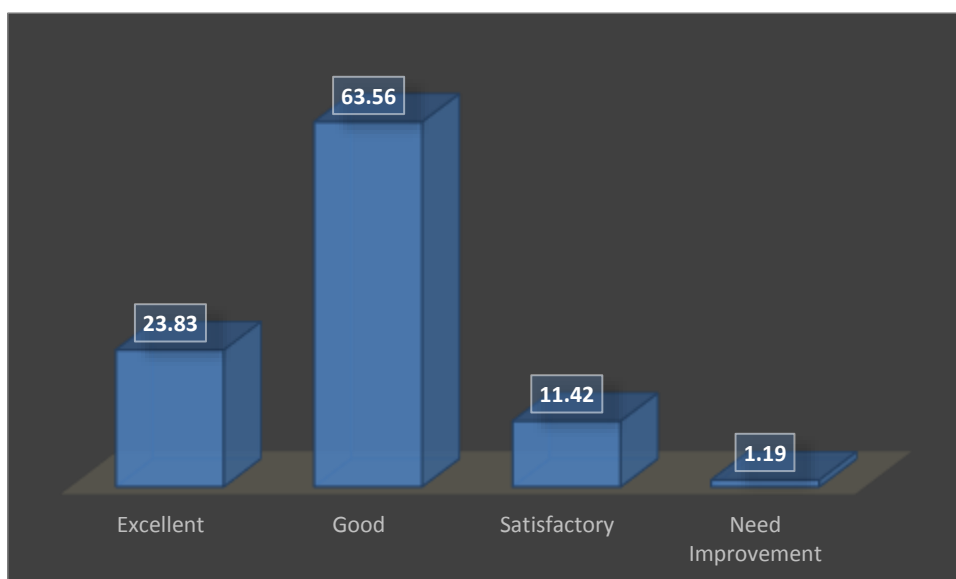
### Q - 1: Relevance of syllabus for Core subjects

Excellent	Good	Satisfactory	Need Improvement
32.87	58.88	7.85	0.40



### Q - 2: Relevance of syllabus for Elective subjects

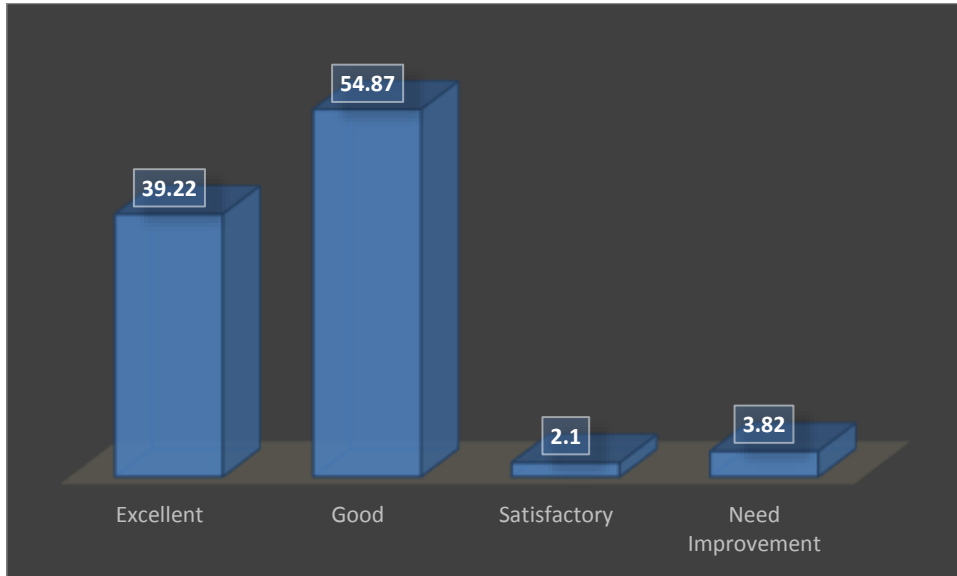
Excellent	Good	Satisfactory	Need Improvement
23.83	63.56	11.42	1.19





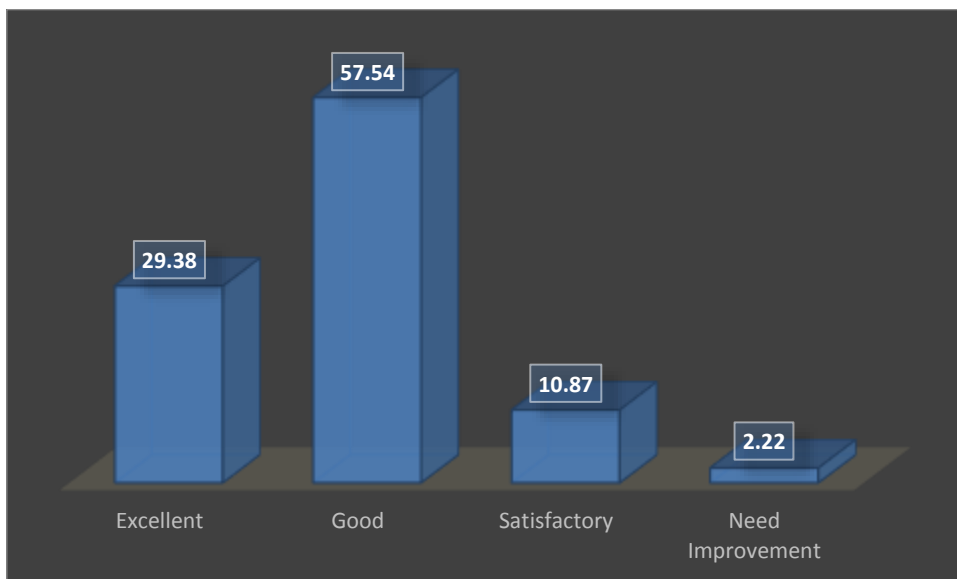
**Q - 3 : Relevance of syllabus for Project/Dissertation**

Excellent	Good	Satisfactory	Need Improvement
39.22	54.87	2.10	3.82



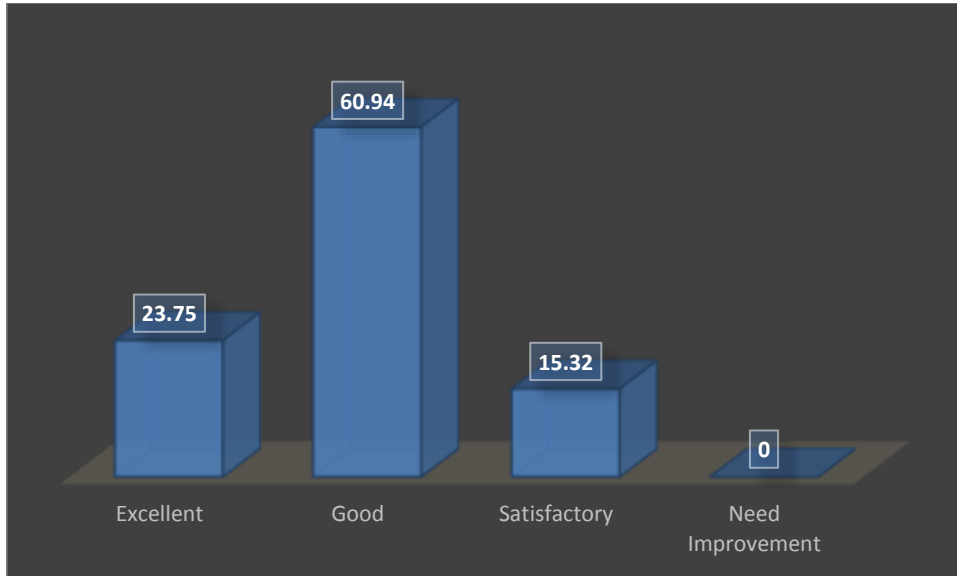
**Q - 4: Learning outcomes in terms of concepts, knowledge, skills and analytical abilities**

Excellent	Good	Satisfactory	Need Improvement
29.38	57.54	10.87	2.22



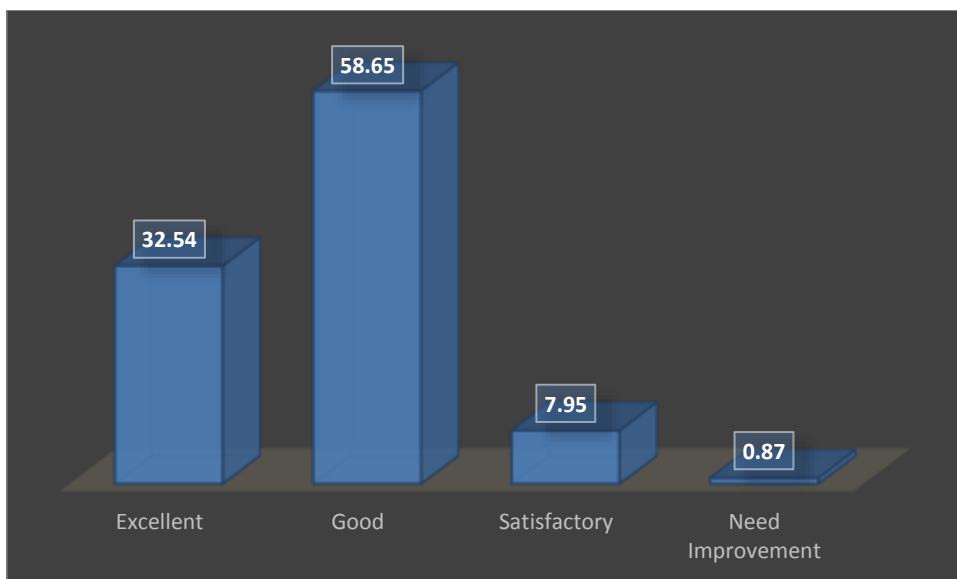
### Q - 5: Depth of the Course Content

Excellent	Good	Satisfactory	Need Improvement
23.75	60.94	15.32	0.00



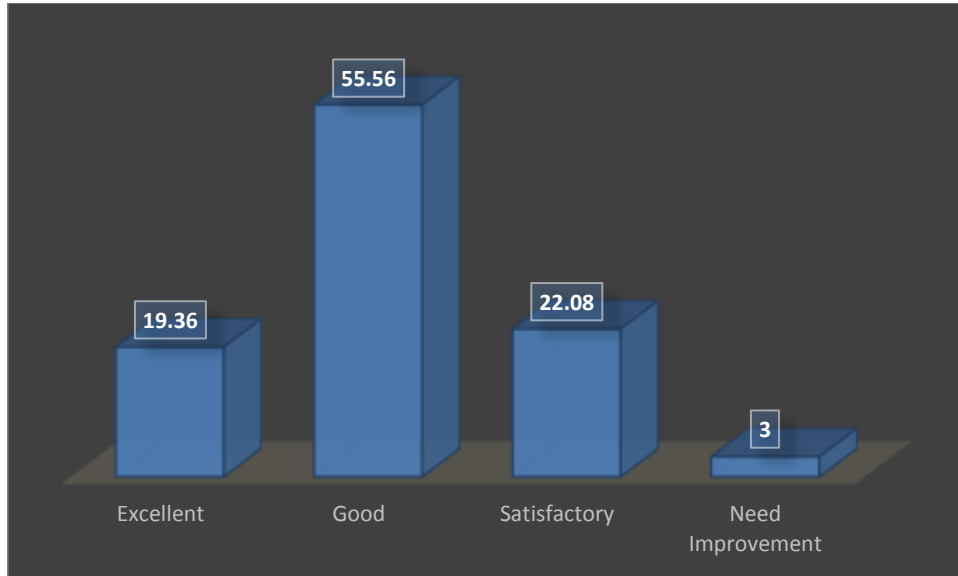
### Q - 6: Course content prepares the student to pursue higher studies

Excellent	Good	Satisfactory	Need Improvement
32.54	58.65	7.95	0.87



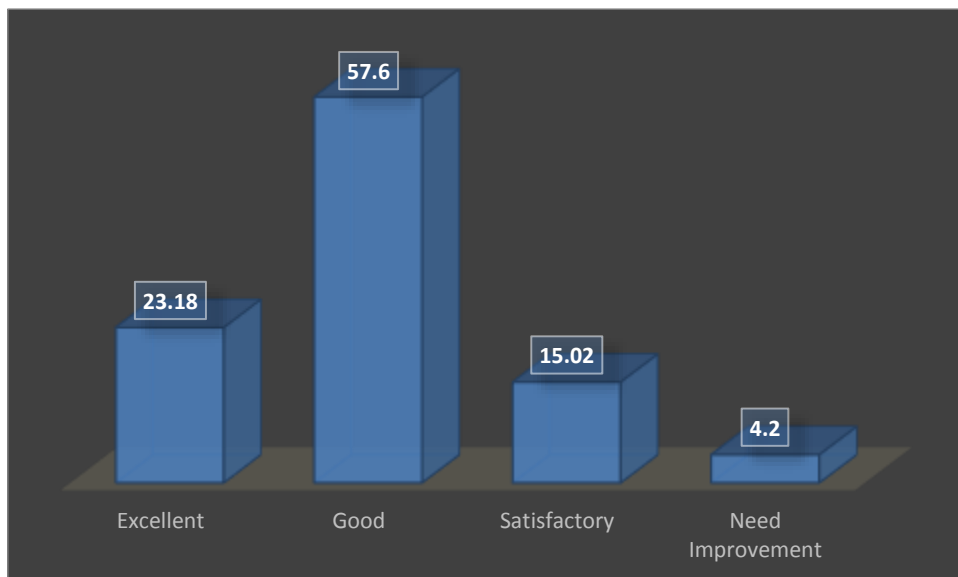
**Q - 7: Course content prepares the student to face interviews**

Excellent	Good	Satisfactory	Need Improvement
19.36	55.56	22.08	3.00



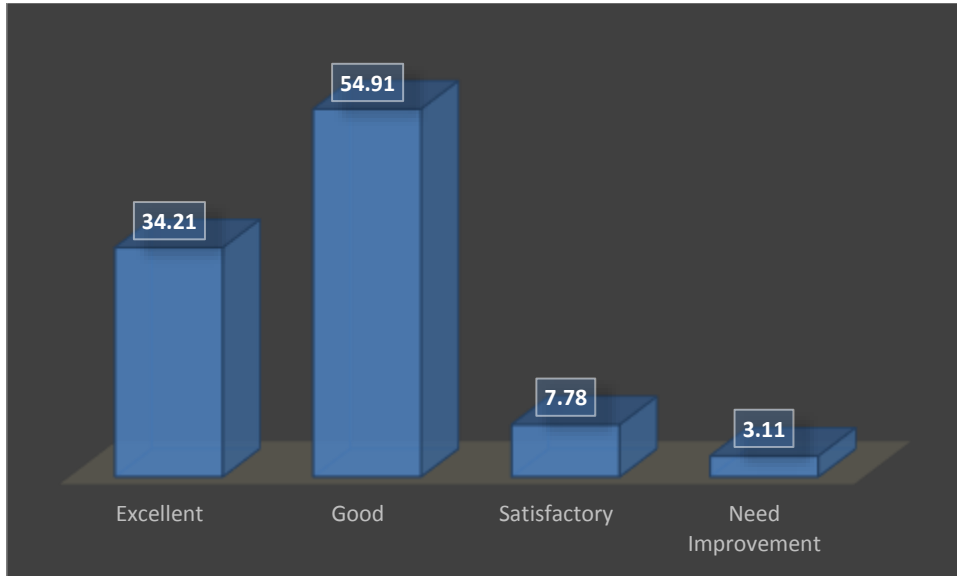
**Q - 8: Course content prepares the student to qualify competitive / qualifying examination**

Excellent	Good	Satisfactory	Need Improvement
23.18	57.60	15.02	4.20



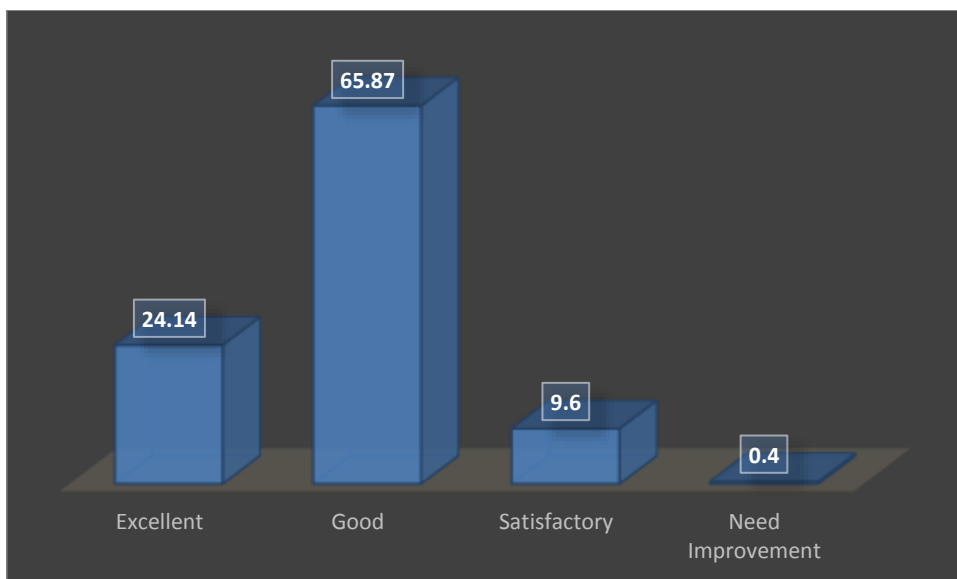
**Q - 9: The library holdings for the course**

Excellent	Good	Satisfactory	Need Improvement
34.21	54.91	7.78	3.11



**Q - 10: Overall rating**

Excellent	Good	Satisfactory	Need Improvement
24.14	65.87	9.60	0.40

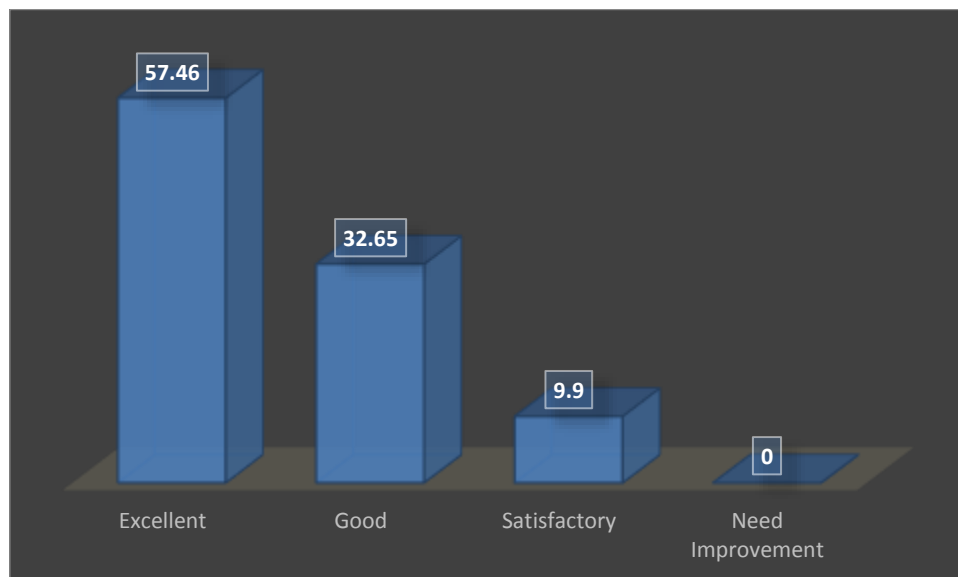


**B.SC PLANT BIOLOGY AND BIOTECHNOLOGY (SHIFT I)**

<b>STUDENT RESPONSES (In Percentage)</b>				
<b>PARAMETERS</b>	<b>EXCELLENT</b>	<b>GOOD</b>	<b>SATISFACTORY</b>	<b>NEED IMPROVEMENT</b>
Q1	57.46	32.65	9.90	0.00
Q2	53.59	36.60	7.31	2.51
Q3	37.67	48.81	12.63	0.89
Q4	45.46	42.03	10.82	1.70
Q5	44.77	39.26	11.05	4.93
Q6	44.65	41.57	12.17	1.61
Q7	39.22	47.67	10.70	2.42
Q8	40.30	46.37	14.74	2.59
Q9	46.74	44.07	9.19	0.00
Q10	49.61	42.98	5.80	1.61

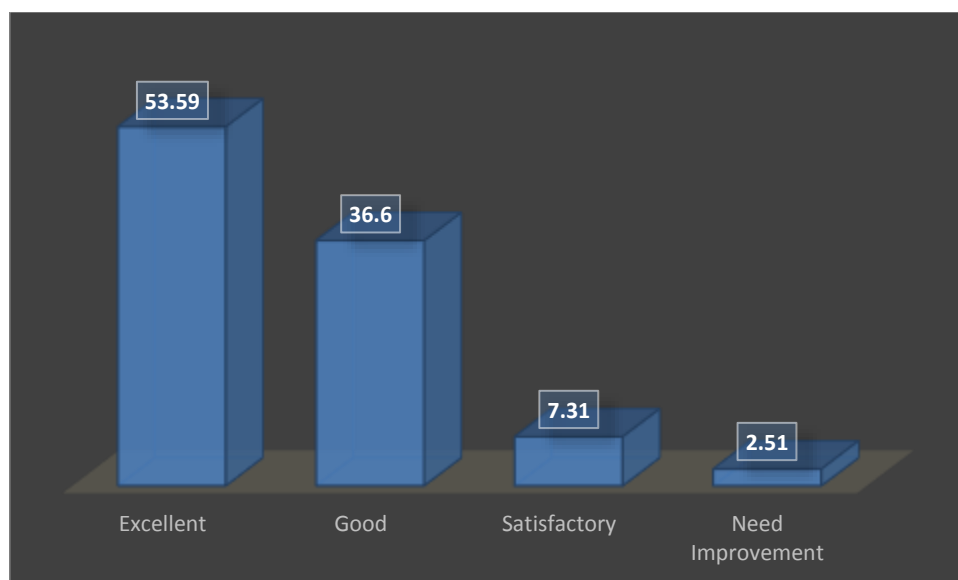
### Q - 1 : Relevance of syllabus for Core subjects

Excellent	Good	Satisfactory	Need Improvement
57.46	32.65	9.90	0.00



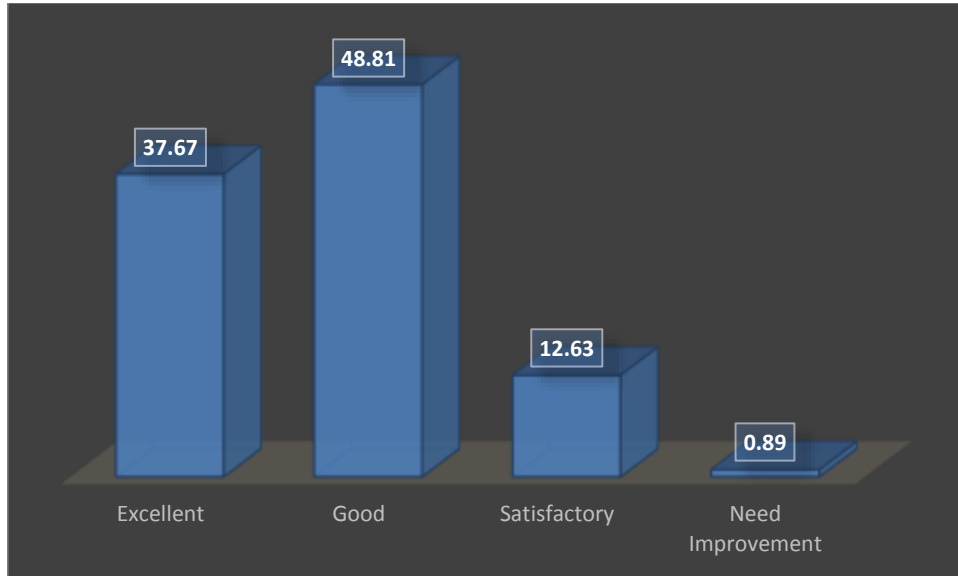
### Q - 2 : Relevance of syllabus for Elective subjects

Excellent	Good	Satisfactory	Need Improvement
53.59	36.60	7.31	2.51



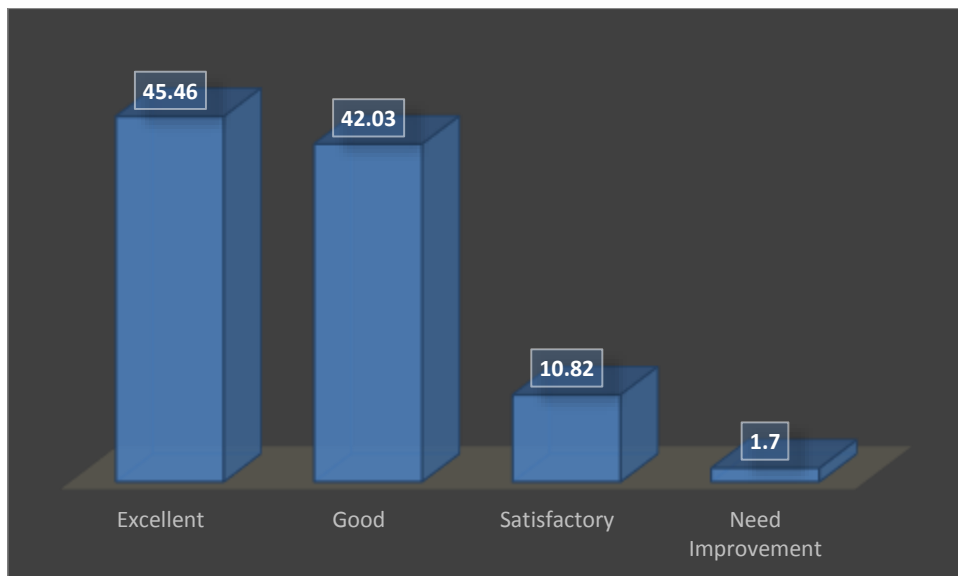
### Q - 3: Relevance of syllabus for Project/Dissertation

Excellent	Good	Satisfactory	Need Improvement
37.67	48.81	12.63	0.89



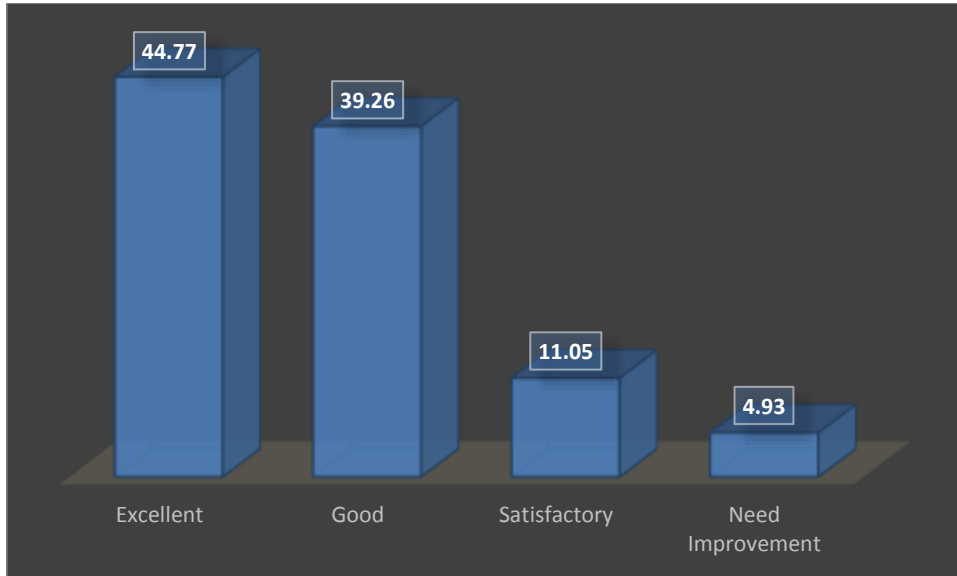
### Q - 4 : Learning outcomes in terms of concepts, knowledge, skills and analytical abilities

Excellent	Good	Satisfactory	Need Improvement
45.46	42.03	10.82	1.70



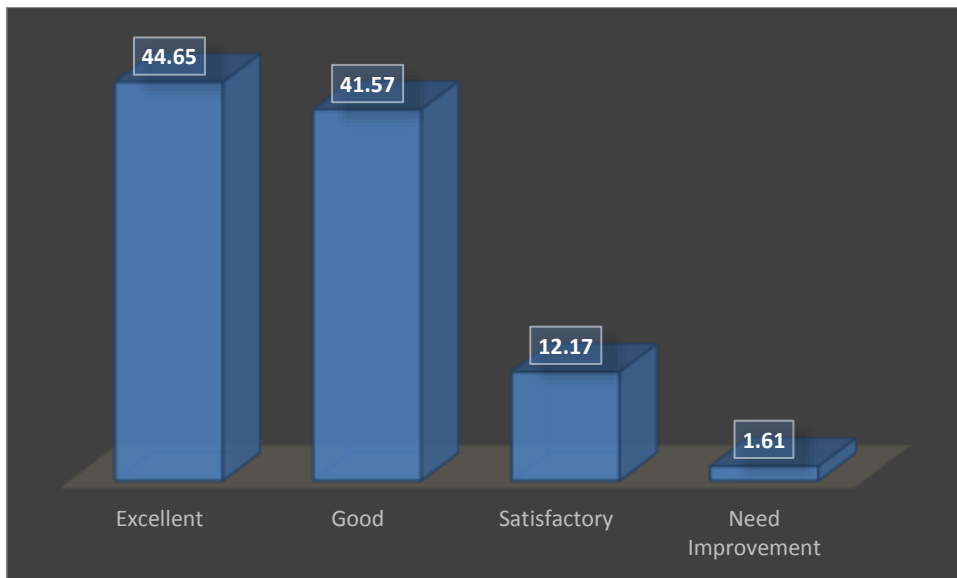
**Q - 5 : Depth of the Course Content**

Excellent	Good	Satisfactory	Need Improvement
44.77	39.26	11.05	4.93



**Q - 6 : Course content prepares the student to pursue higher studies**

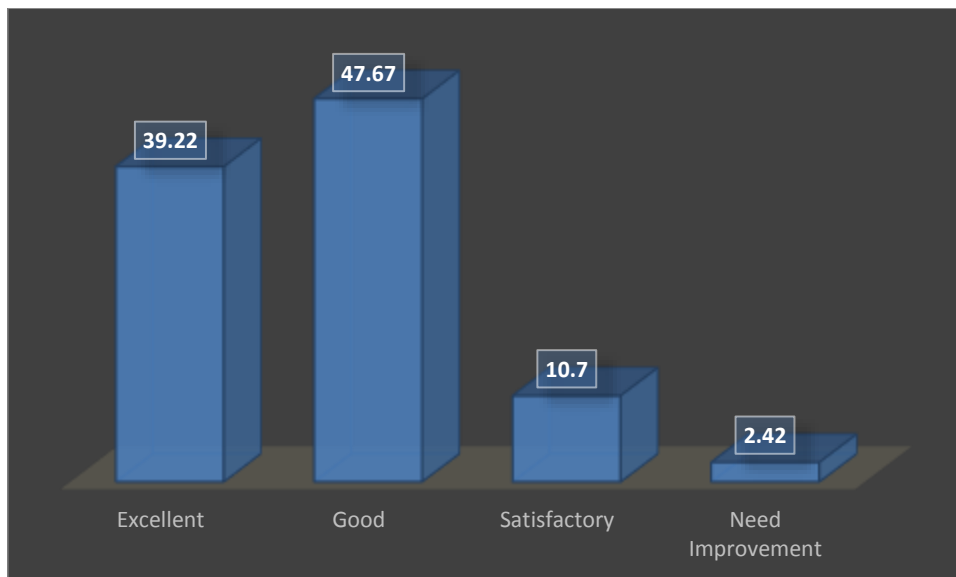
Excellent	Good	Satisfactory	Need Improvement
44.65	41.57	12.17	1.61





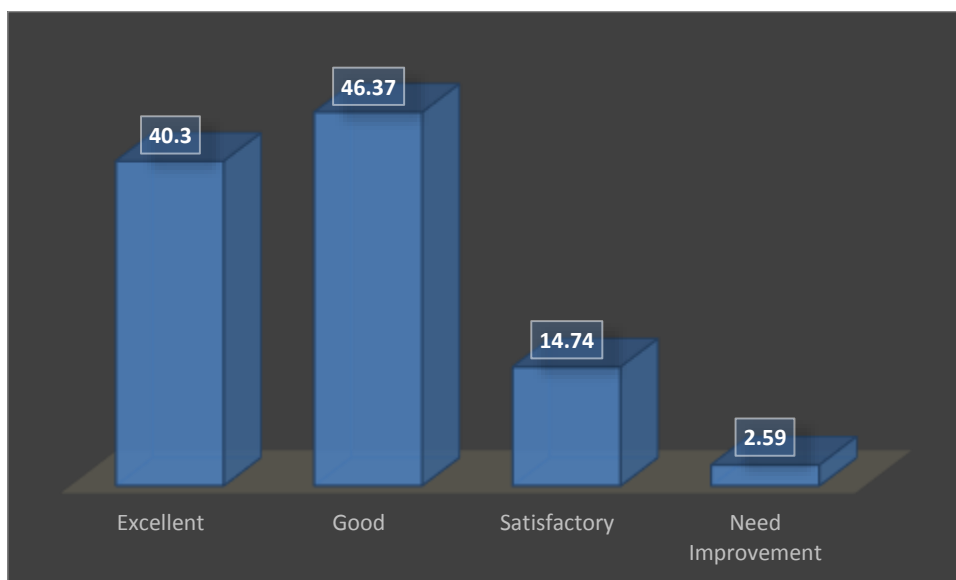
**Q - 7 : Course content prepares the student to face interviews**

Excellent	Good	Satisfactory	Need Improvement
39.22	47.67	10.70	2.42



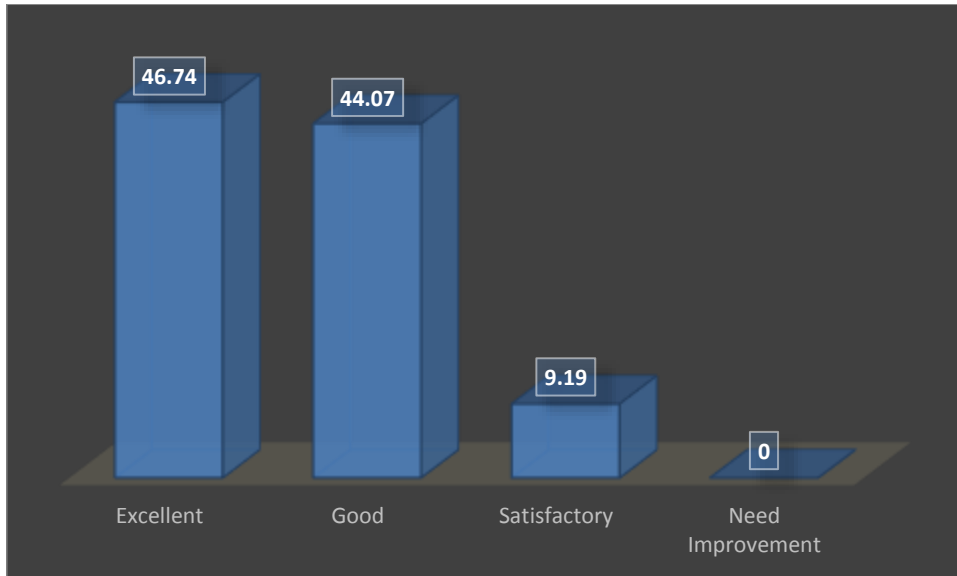
**Q - 8 : Course content prepares the student to qualify competitive / qualifying examination**

Excellent	Good	Satisfactory	Need Improvement
40.30	46.37	14.74	2.59



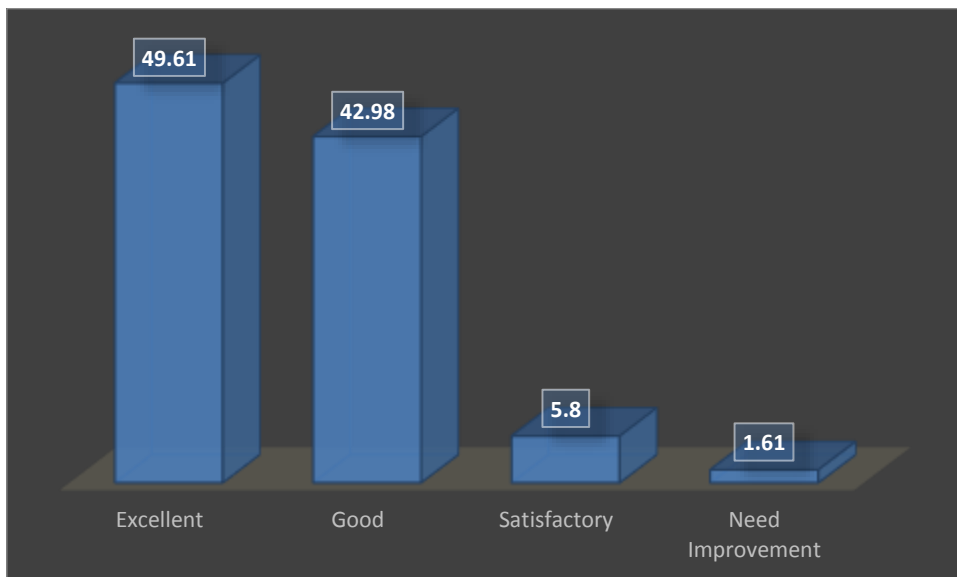
**Q - 9 : The library holdings for the course**

Excellent	Good	Satisfactory	Need Improvement
46.74	44.07	9.19	0.00



**Q - 10 : Overall rating**

Excellent	Good	Satisfactory	Need Improvement
49.61	42.98	5.80	1.61

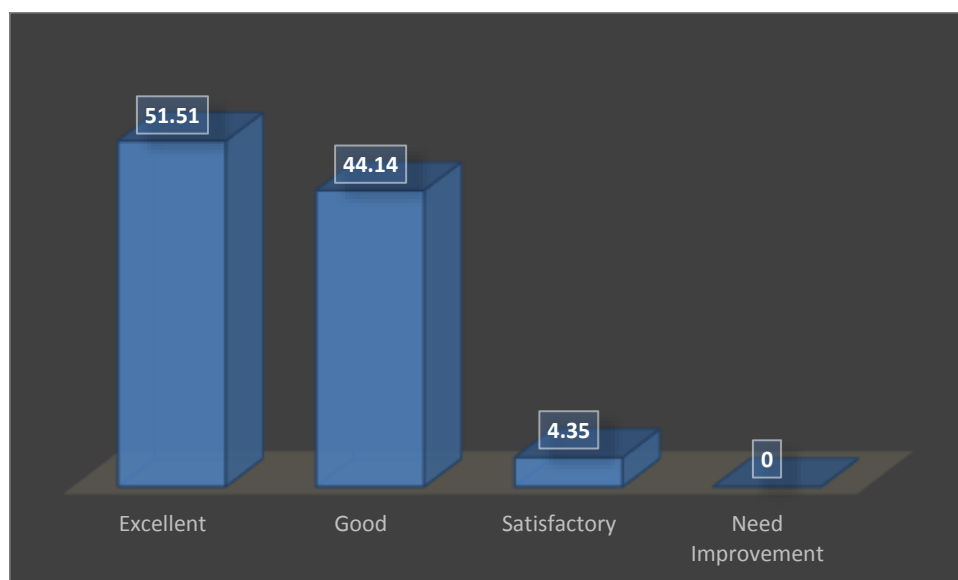


### B.SC PHYSICS (SHIFT I)

<b>STUDENT RESPONSES (In Percentage)</b>				
<b>PARAMETERS</b>	<b>EXCELLENT</b>	<b>GOOD</b>	<b>SATISFACTORY</b>	<b>NEED IMPROVEMENT</b>
<b>Q1</b>	<b>51.51</b>	<b>44.14</b>	<b>4.35</b>	<b>0.00</b>
<b>Q2</b>	<b>41.63</b>	<b>48.37</b>	<b>9.99</b>	<b>0.00</b>
<b>Q3</b>	<b>37.22</b>	<b>50.40</b>	<b>9.50</b>	<b>2.88</b>
<b>Q4</b>	<b>41.51</b>	<b>47.08</b>	<b>11.41</b>	<b>0.00</b>
<b>Q5</b>	<b>39.55</b>	<b>48.31</b>	<b>10.73</b>	<b>1.41</b>
<b>Q6</b>	<b>38.75</b>	<b>50.52</b>	<b>10.05</b>	<b>0.68</b>
<b>Q7</b>	<b>36.11</b>	<b>48.87</b>	<b>12.94</b>	<b>2.09</b>
<b>Q8</b>	<b>37.96</b>	<b>46.96</b>	<b>10.73</b>	<b>4.35</b>
<b>Q9</b>	<b>49.54</b>	<b>48.31</b>	<b>2.15</b>	<b>0.00</b>
<b>Q10</b>	<b>41.82</b>	<b>51.75</b>	<b>6.44</b>	<b>0.00</b>

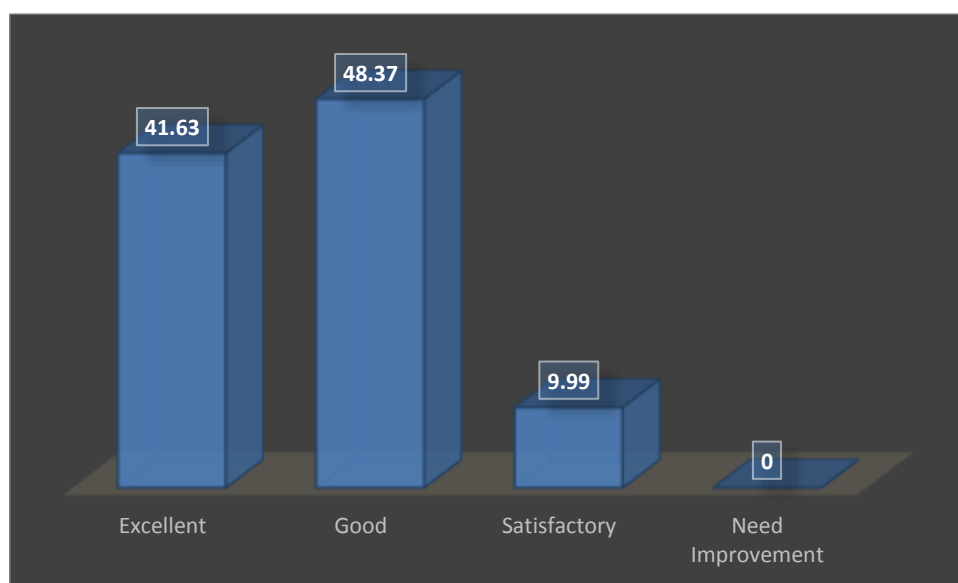
### Q - 1: Relevance of syllabus for Core subjects

Excellent	Good	Satisfactory	Need Improvement
51.51	44.14	4.35	0.00



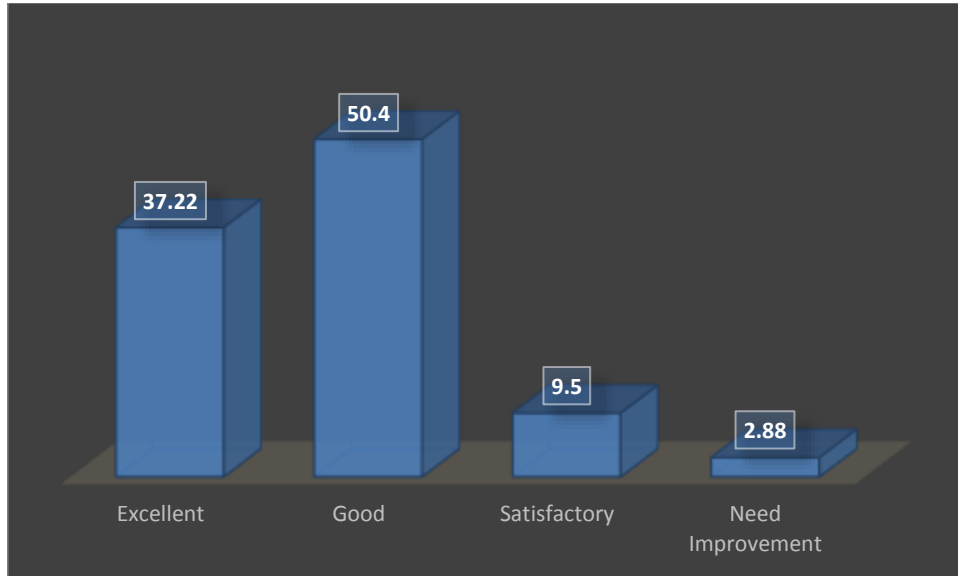
### Q - 2: Relevance of syllabus for Elective subjects

Excellent	Good	Satisfactory	Need Improvement
41.63	48.37	9.99	0.00



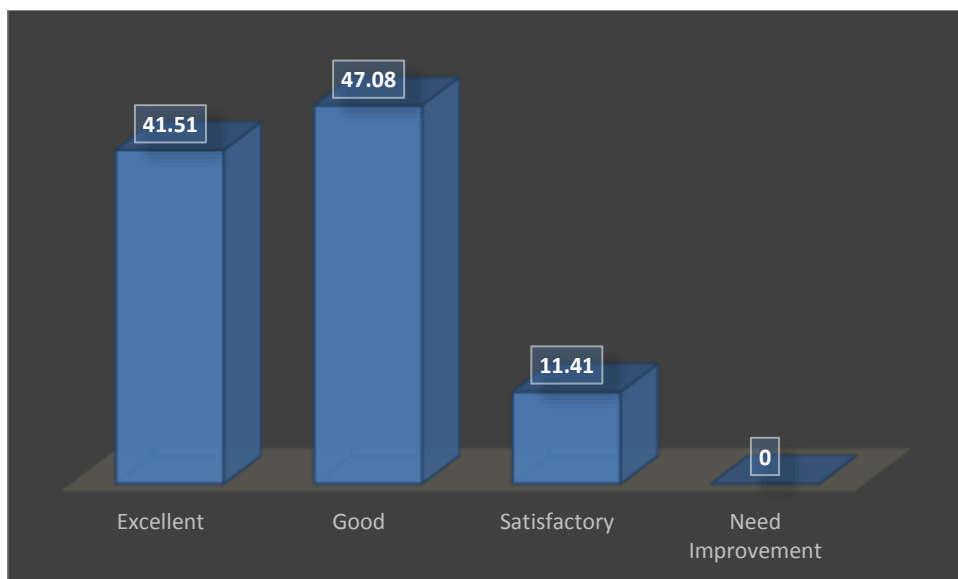
### Q - 3: Relevance of syllabus for Project/Dissertation

Excellent	Good	Satisfactory	Need Improvement
37.22	50.40	9.50	2.88



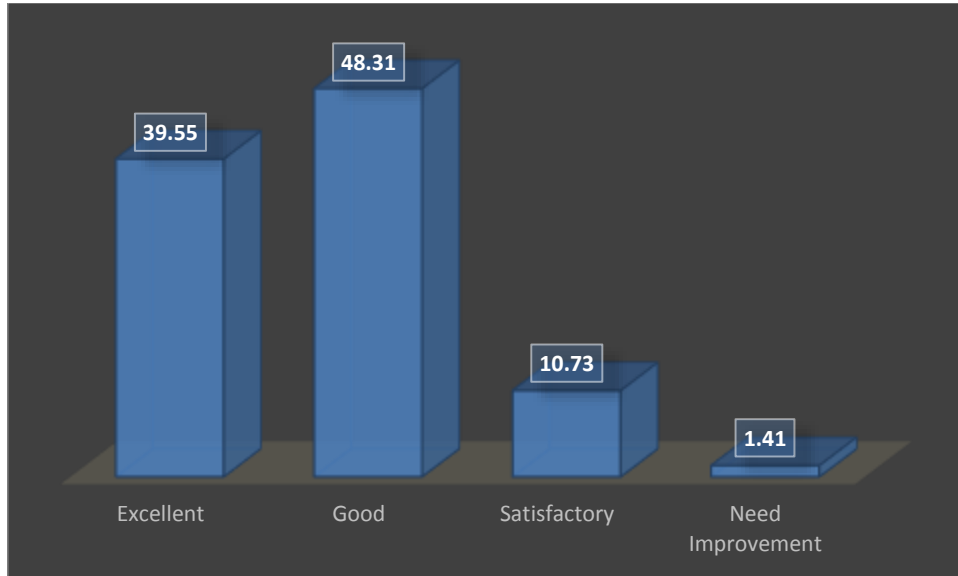
### Q - 4: Learning outcomes in terms of concepts, knowledge, skills and analytical abilities

Excellent	Good	Satisfactory	Need Improvement
41.51	47.08	11.41	0.00



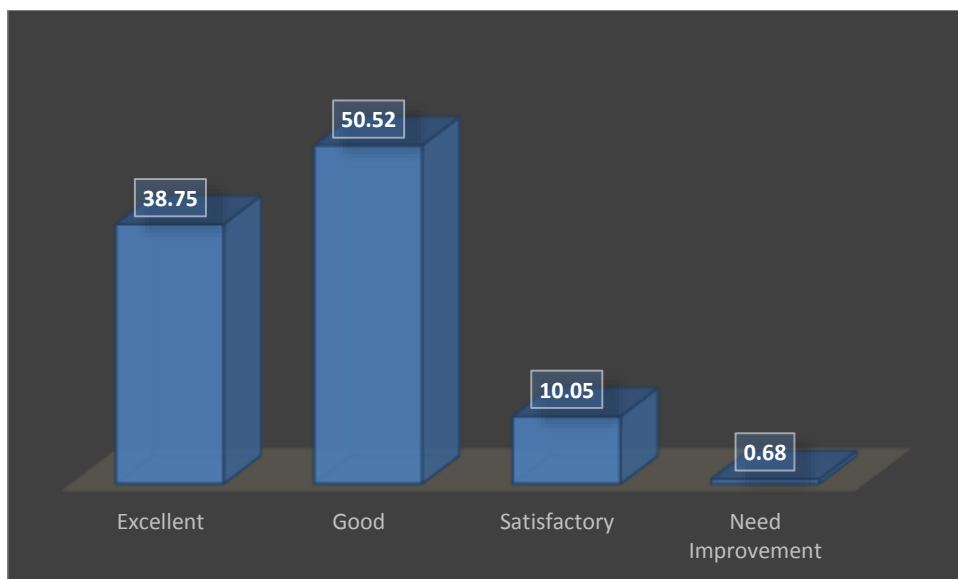
### Q - 5: Depth of the Course Content

Excellent	Good	Satisfactory	Need Improvement
39.55	48.31	10.73	1.41



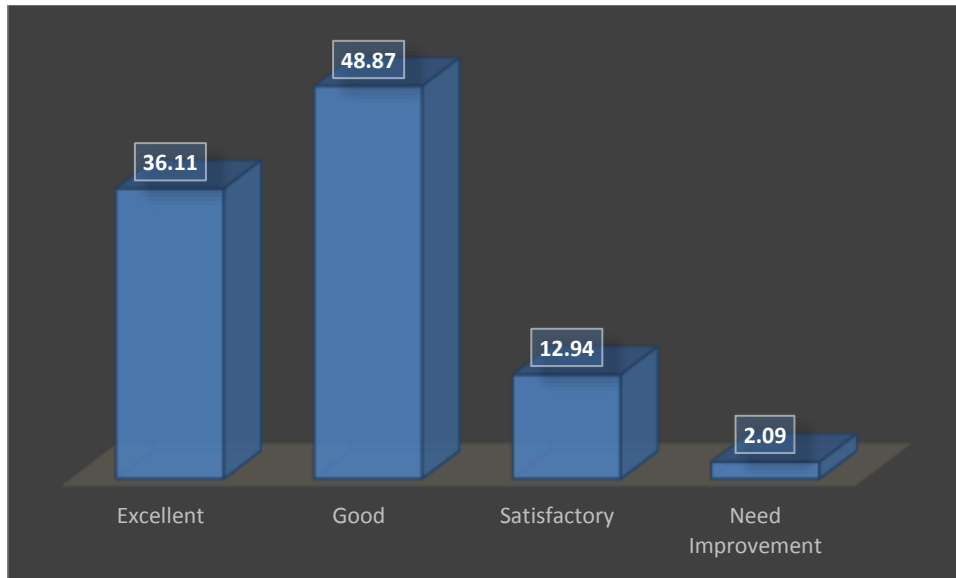
### Q - 6: Course content prepares the student to pursue higher studies

Excellent	Good	Satisfactory	Need Improvement
38.75	50.52	10.05	0.68



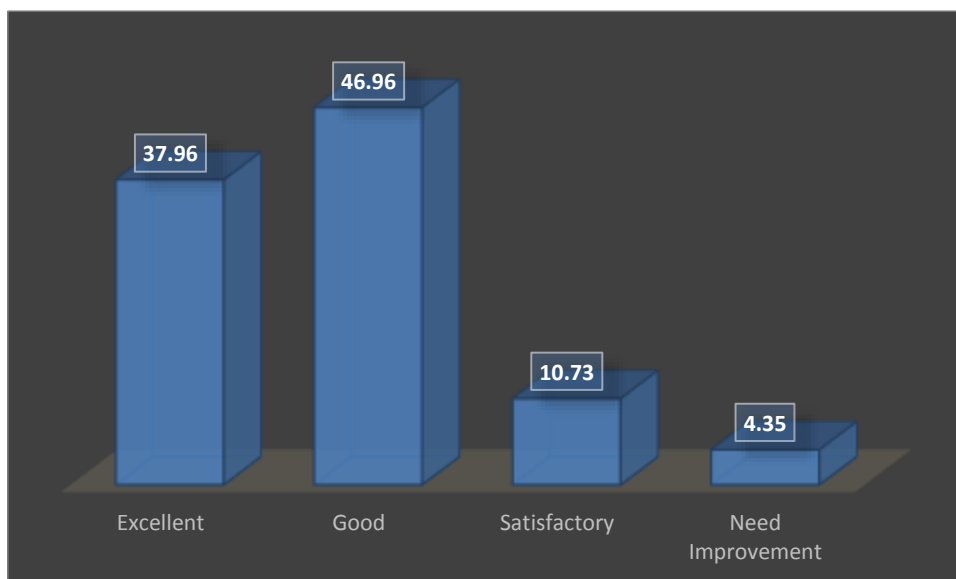
**Q - 7: Course content prepares the student to face interviews**

Excellent	Good	Satisfactory	Need Improvement
36.11	48.87	12.94	2.09



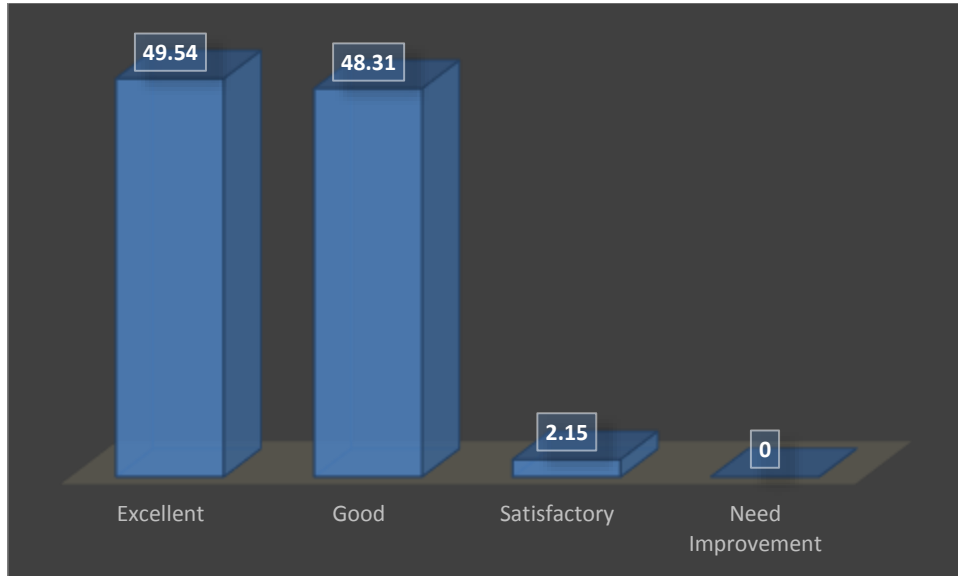
**Q - 8: Course content prepares the student to qualify competitive / qualifying examination**

Excellent	Good	Satisfactory	Need Improvement
37.96	46.96	10.73	4.35



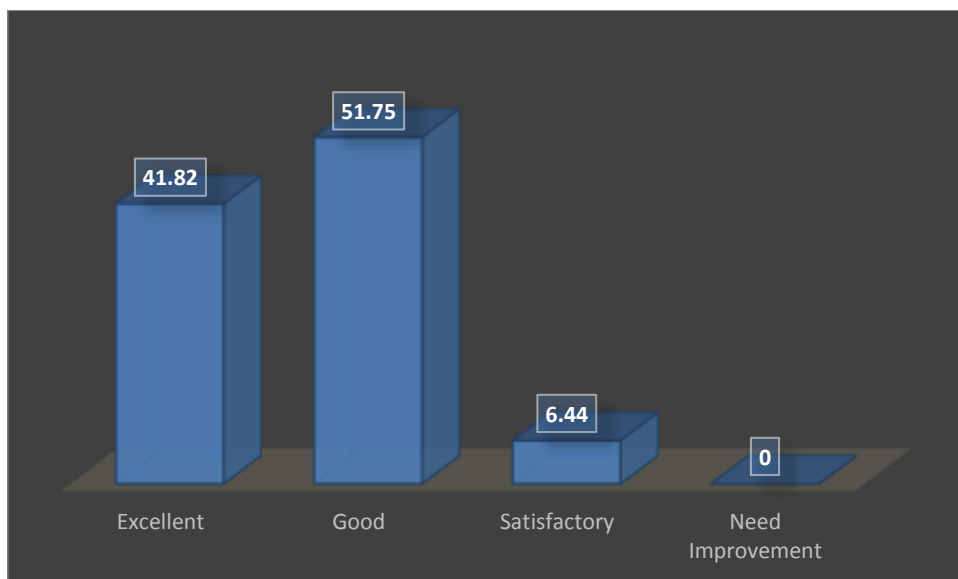
### Q - 9: The library holdings for the course

Excellent	Good	Satisfactory	Need Improvement
49.54	48.31	2.15	0.00



### Q - 10: Overall rating

Excellent	Good	Satisfactory	Need Improvement
41.82	51.75	6.44	0.00



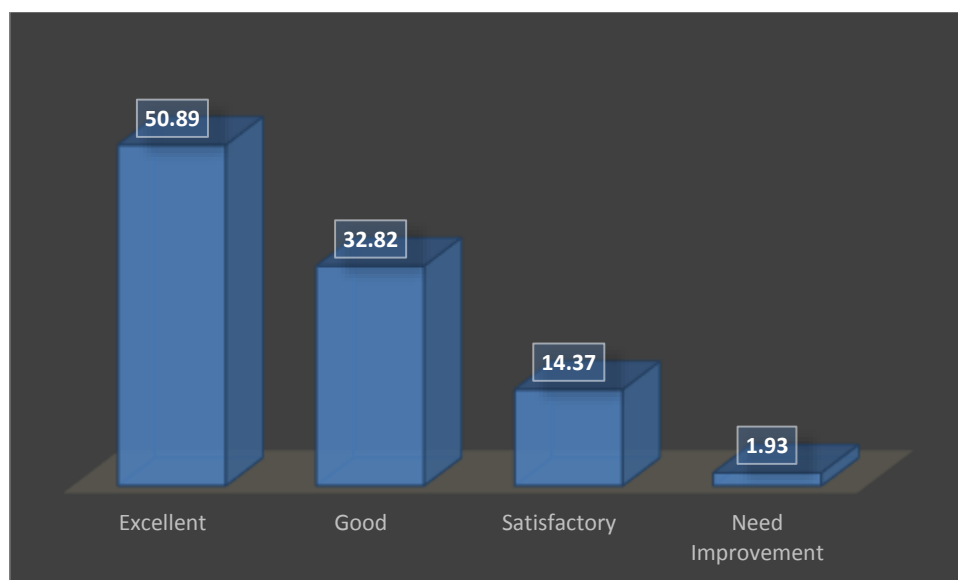


**B.SC VISUAL COMMUNICATION (SHIFT II)**

<b>STUDENT RESPONSES (In Percentage)</b>				
<b>PARAMETERS</b>	<b>EXCELLENT</b>	<b>GOOD</b>	<b>SATISFACTORY</b>	<b>NEED IMPROVEMENT</b>
Q1	50.89	32.82	14.37	1.93
Q2	44.68	32.13	20.14	3.06
Q3	47.29	39.99	11.47	1.26
Q4	46.93	31.51	17.70	3.87
Q5	60.18	27.18	10.18	2.48
Q6	59.96	25.17	11.14	3.73
Q7	47.33	24.55	25.07	3.06
Q8	45.94	31.96	21.53	0.58
Q9	47.51	25.61	22.24	4.63
Q10	56.55	30.57	10.40	2.48

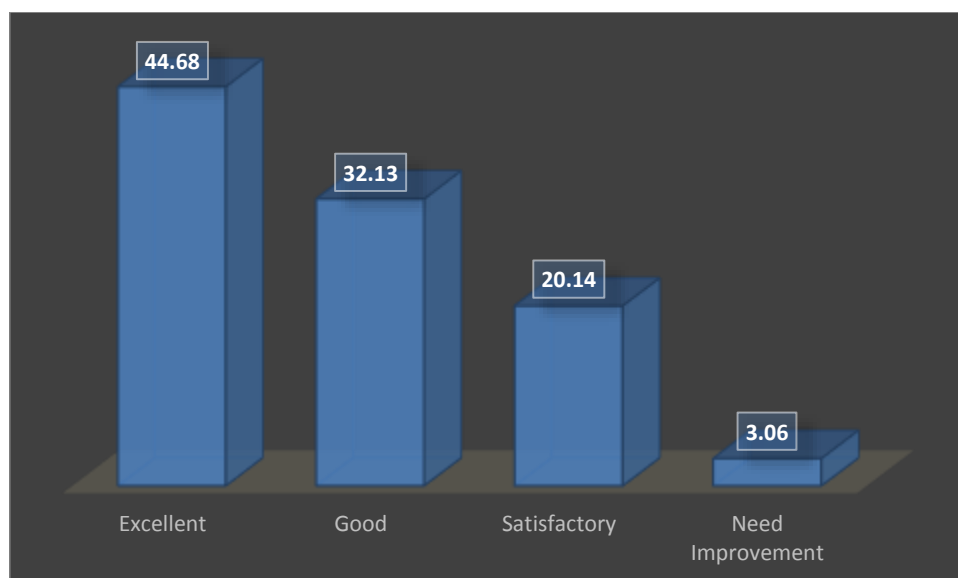
### Q - 1: Relevance of syllabus for Core subjects

Excellent	Good	Satisfactory	Need Improvement
50.89	32.82	14.37	1.93



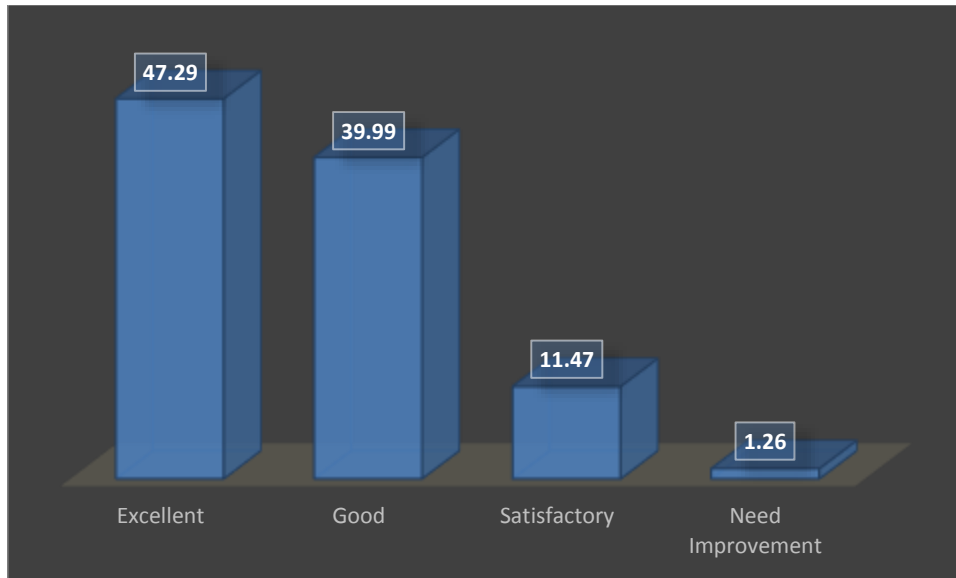
### Q - 2: Relevance of syllabus for Elective subjects

Excellent	Good	Satisfactory	Need Improvement
44.68	32.13	20.14	3.06



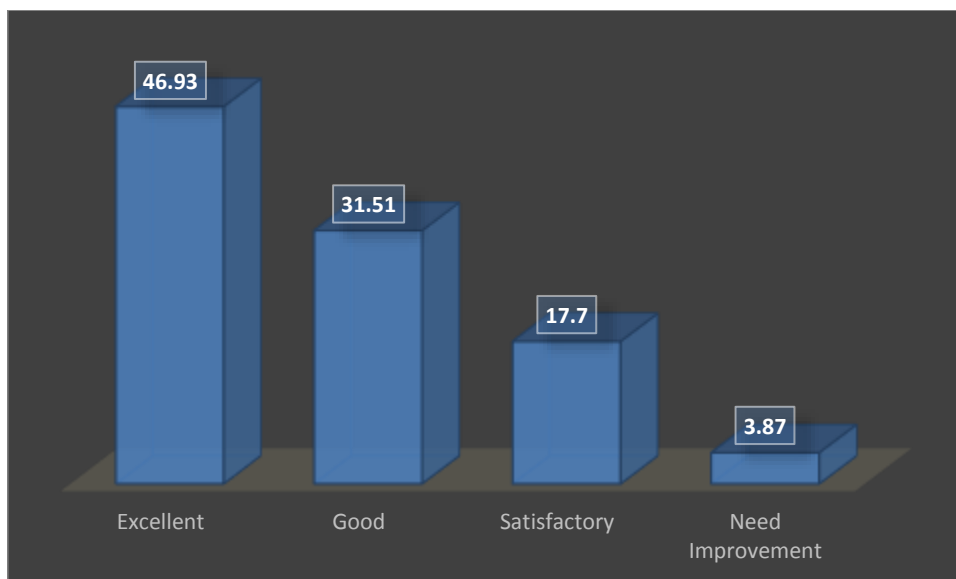
### Q - 3: Relevance of syllabus for Project/Dissertation

Excellent	Good	Satisfactory	Need Improvement
47.29	39.99	11.47	1.26



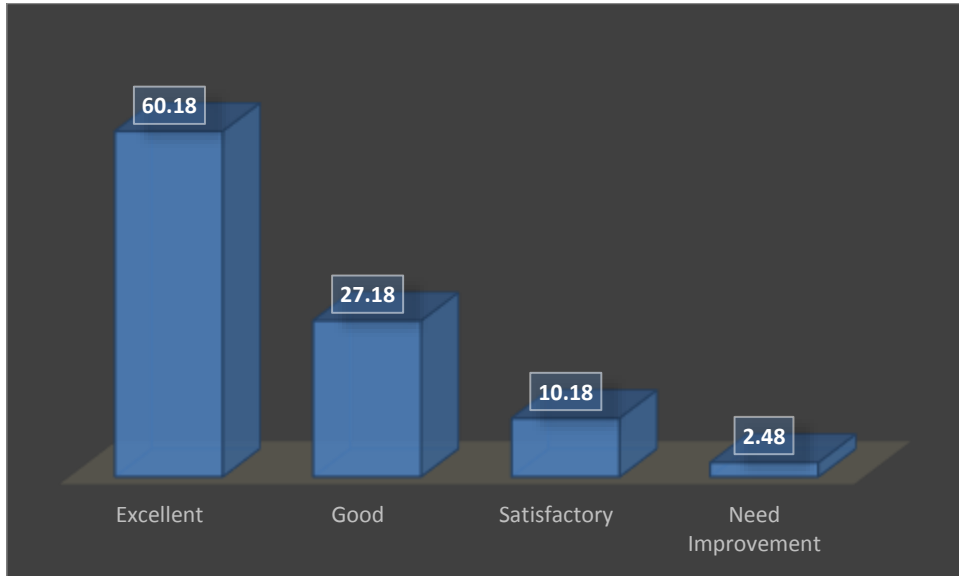
### Q - 4: Learning outcomes in terms of concepts, knowledge, skills and analytical abilities

Excellent	Good	Satisfactory	Need Improvement
46.93	31.51	17.70	3.87



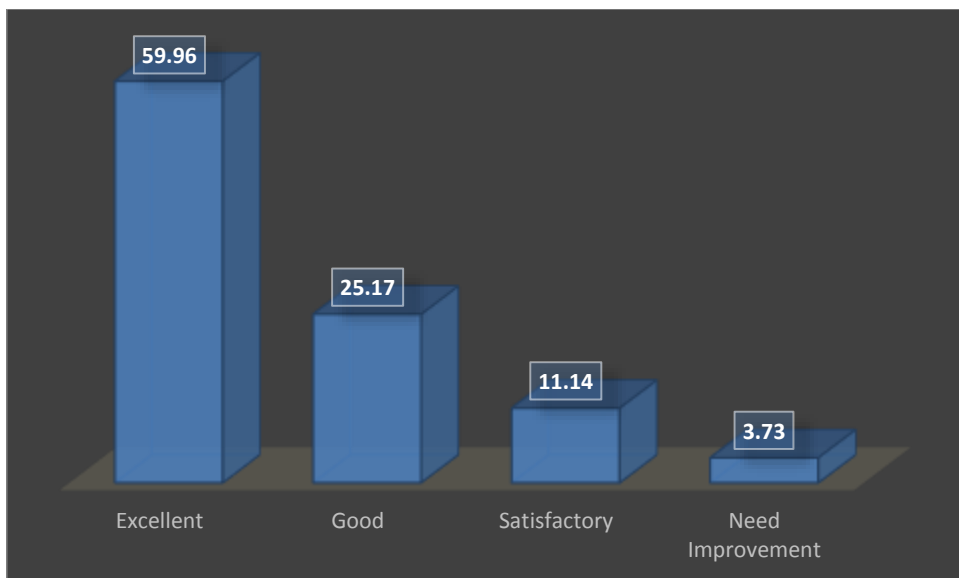
### Q - 5: Depth of the Course Content

Excellent	Good	Satisfactory	Need Improvement
60.18	27.18	10.18	2.48



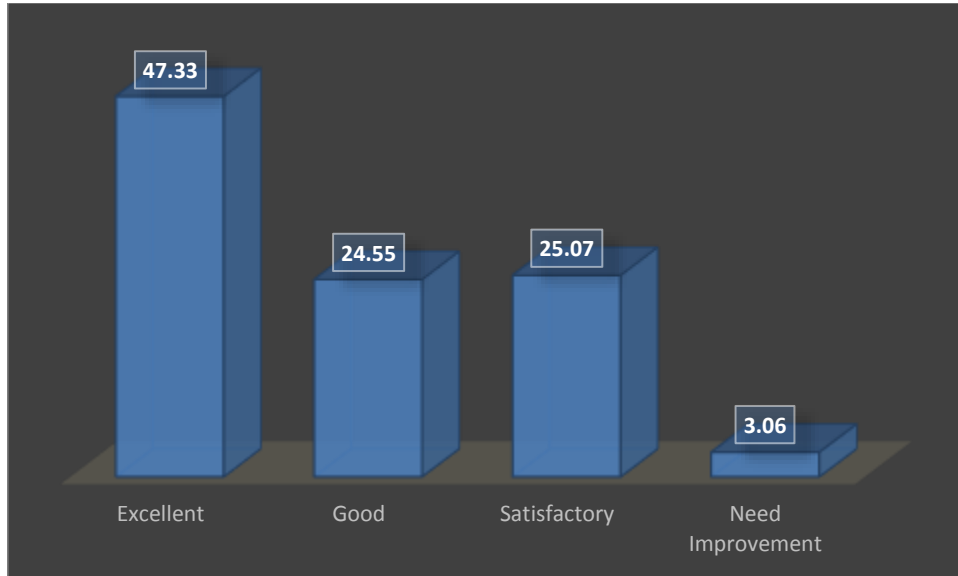
### Q - 6: Course content prepares the student to pursue higher studies

Excellent	Good	Satisfactory	Need Improvement
59.96	25.17	11.14	3.73



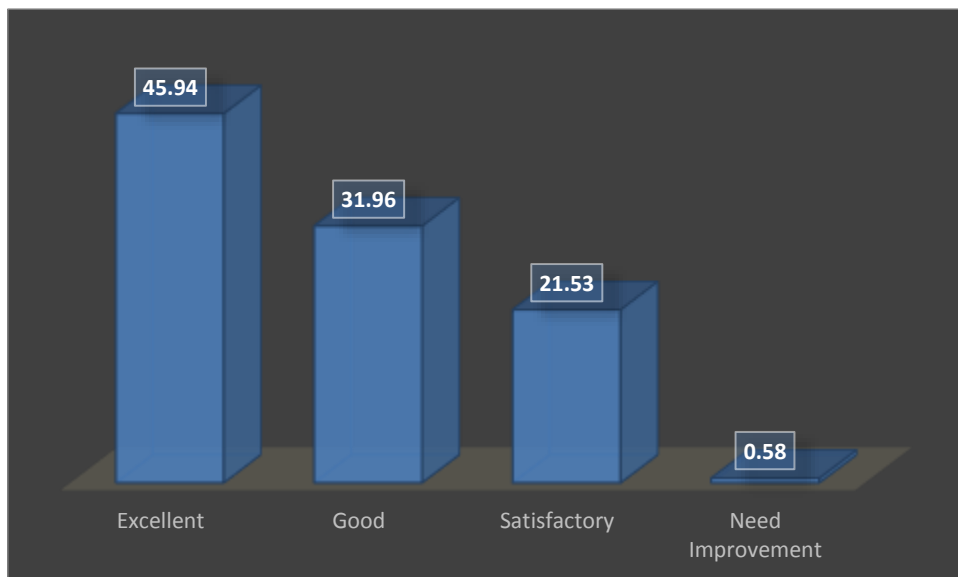
**Q - 7: Course content prepares the student to face interviews**

Excellent	Good	Satisfactory	Need Improvement
47.33	24.55	25.07	3.06



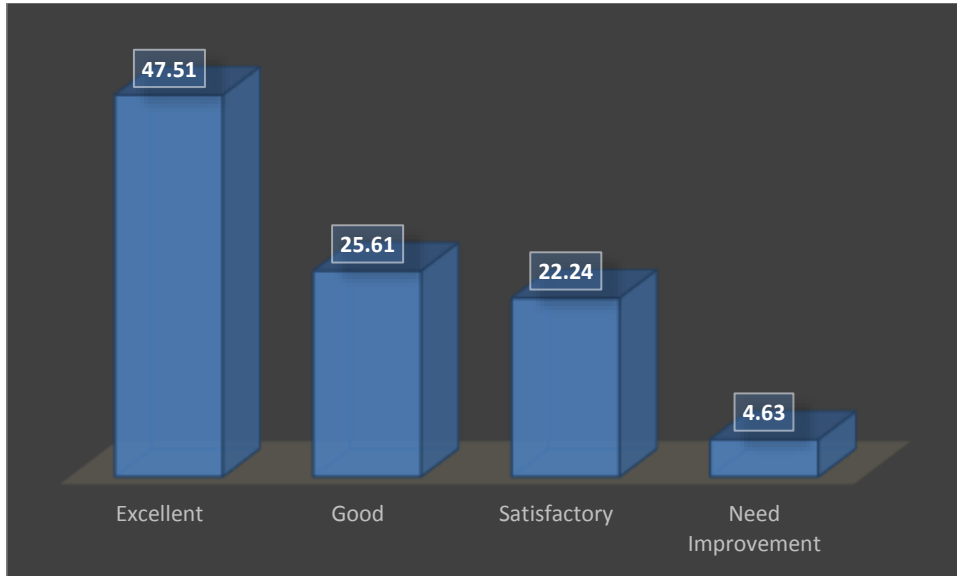
**Q - 8: Course content prepares the student to qualify competitive / qualifying examination**

Excellent	Good	Satisfactory	Need Improvement
45.94	31.96	21.53	0.58



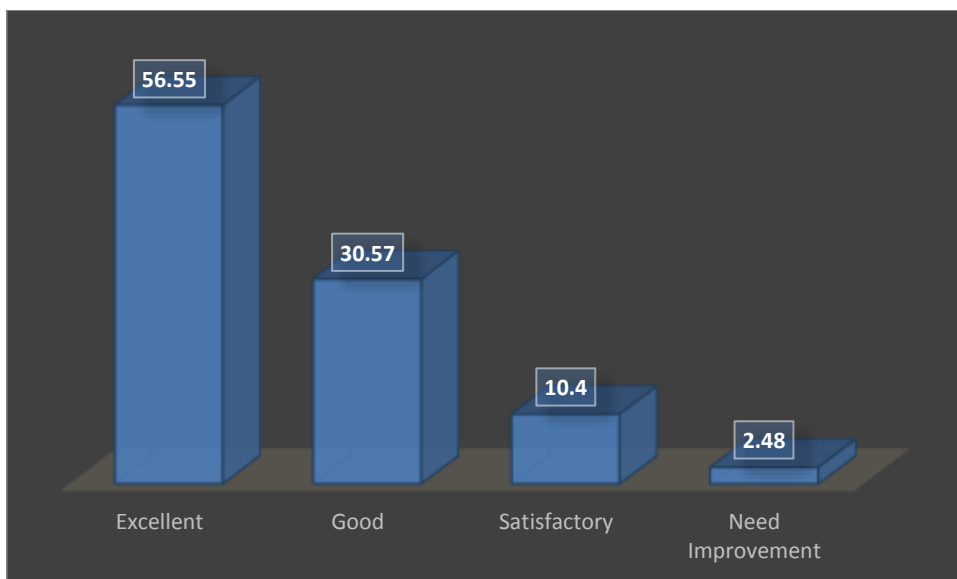
### Q - 9: The library holdings for the course

Excellent	Good	Satisfactory	Need Improvement
47.51	25.61	22.24	4.63



### Q - 10: Overall rating

Excellent	Good	Satisfactory	Need Improvement
56.55	30.57	10.40	2.48

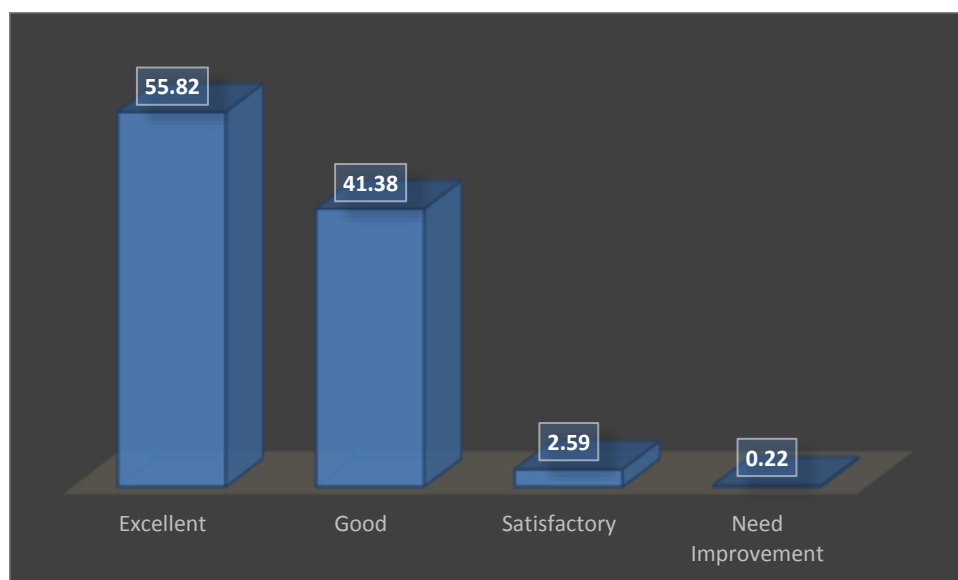


**BACHELOR OF BUSINESS ADMINISTRATION (SHIFT II)**

<b>STUDENT RESPONSES (In Percentage)</b>				
<b>PARAMETERS</b>	<b>EXCELLENT</b>	<b>GOOD</b>	<b>SATISFACTORY</b>	<b>NEED IMPROVEMENT</b>
<b>Q1</b>	<b>55.82</b>	<b>41.38</b>	<b>2.59</b>	<b>0.22</b>
<b>Q2</b>	<b>43.40</b>	<b>50.74</b>	<b>5.86</b>	<b>0.00</b>
<b>Q3</b>	<b>48.73</b>	<b>42.15</b>	<b>9.13</b>	<b>0.00</b>
<b>Q4</b>	<b>48.04</b>	<b>41.94</b>	<b>10.02</b>	<b>0.00</b>
<b>Q5</b>	<b>47.14</b>	<b>46.82</b>	<b>6.04</b>	<b>0.00</b>
<b>Q6</b>	<b>45.52</b>	<b>47.33</b>	<b>7.15</b>	<b>0.00</b>
<b>Q7</b>	<b>43.00</b>	<b>46.66</b>	<b>10.34</b>	<b>0.00</b>
<b>Q8</b>	<b>41.53</b>	<b>48.79</b>	<b>9.69</b>	<b>0.00</b>
<b>Q9</b>	<b>54.12</b>	<b>38.72</b>	<b>7.17</b>	<b>0.00</b>
<b>Q10</b>	<b>47.54</b>	<b>46.85</b>	<b>5.61</b>	<b>0.00</b>

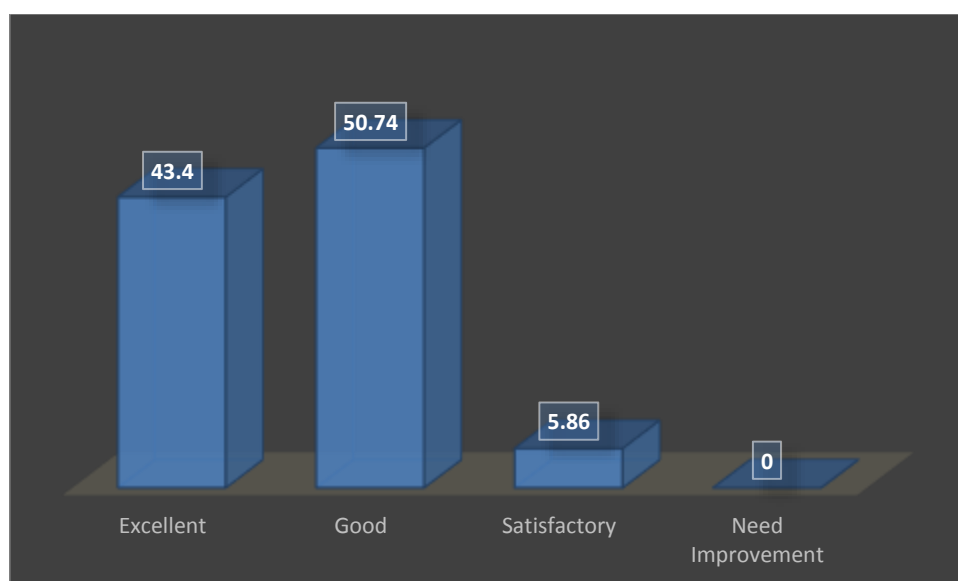
### Q - 1: Relevance of syllabus for Core subjects

Excellent	Good	Satisfactory	Need Improvement
55.82	41.38	2.59	0.22



### Q - 2: Relevance of syllabus for Elective subjects

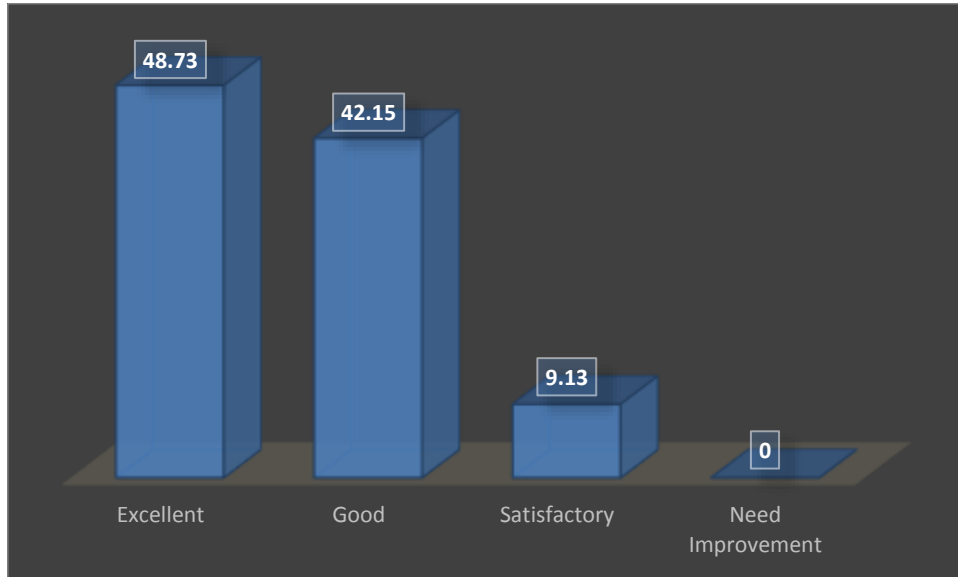
Excellent	Good	Satisfactory	Need Improvement
43.40	50.74	5.86	0.00





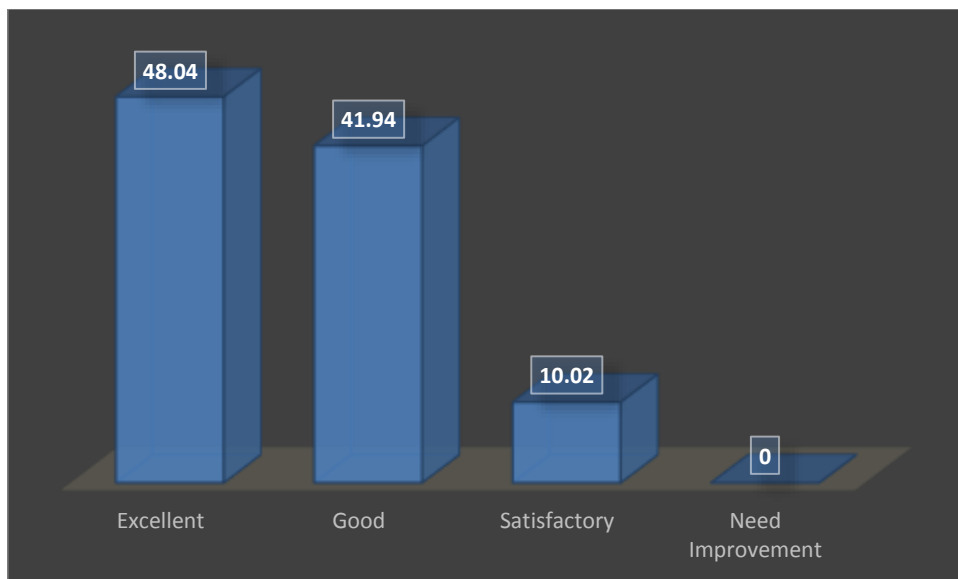
**Q - 3 : Relevance of syllabus for Project/Dissertation**

Excellent	Good	Satisfactory	Need Improvement
48.73	42.15	9.13	0.00



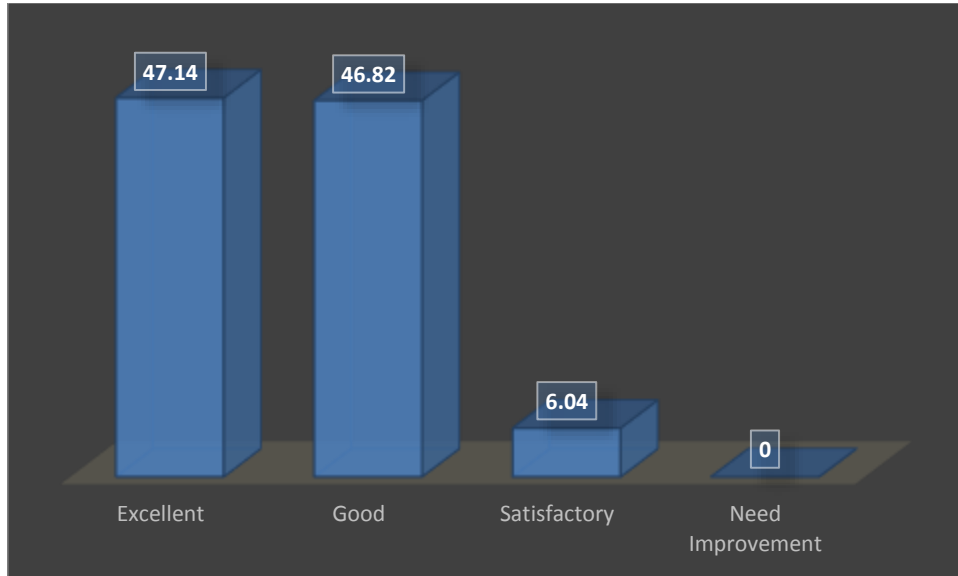
**Q - 4: Learning outcomes in terms of concepts, knowledge, skills and analytical abilities**

Excellent	Good	Satisfactory	Need Improvement
48.04	41.94	10.02	0.00



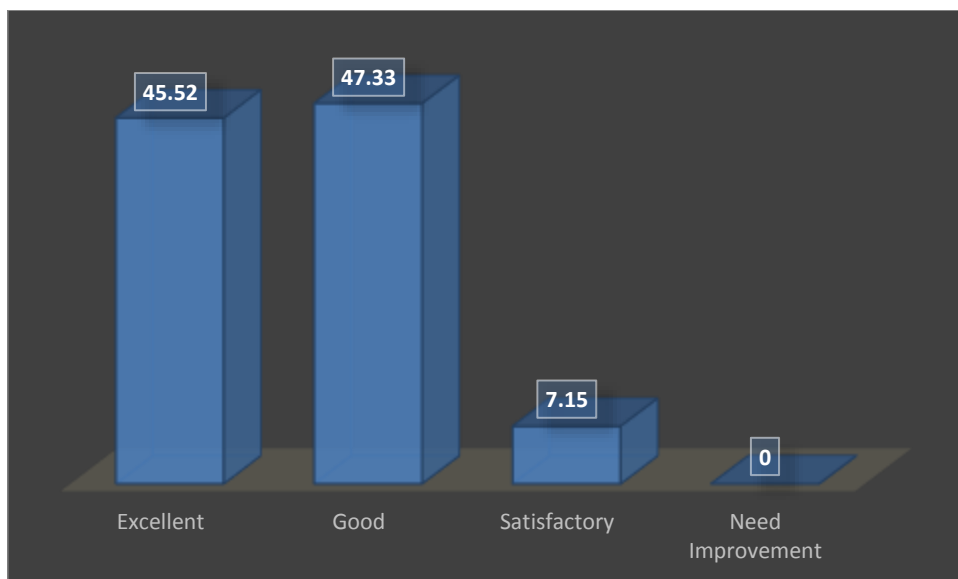
### Q - 5: Depth of the Course Content

Excellent	Good	Satisfactory	Need Improvement
47.14	46.82	6.04	0.00



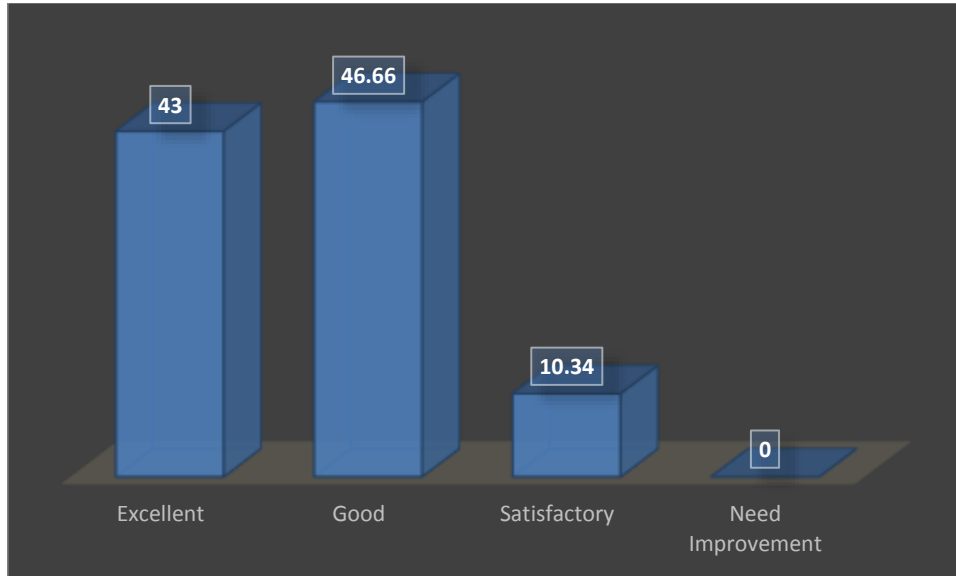
### Q - 6: Course content prepares the student to pursue higher studies

Excellent	Good	Satisfactory	Need Improvement
45.52	47.33	7.15	0.00



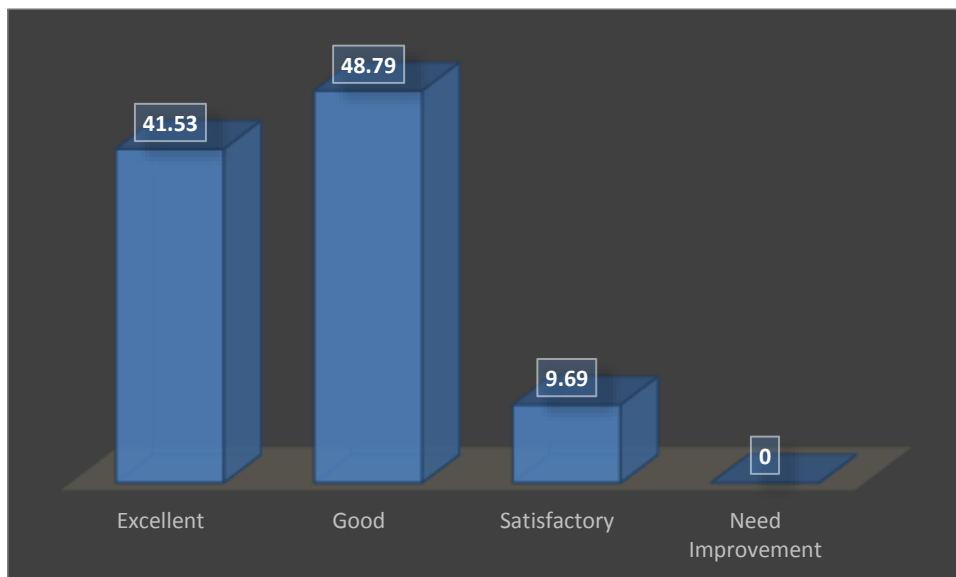
**Q - 7: Course content prepares the student to face interviews**

Excellent	Good	Satisfactory	Need Improvement
43.00	46.66	10.34	0.00



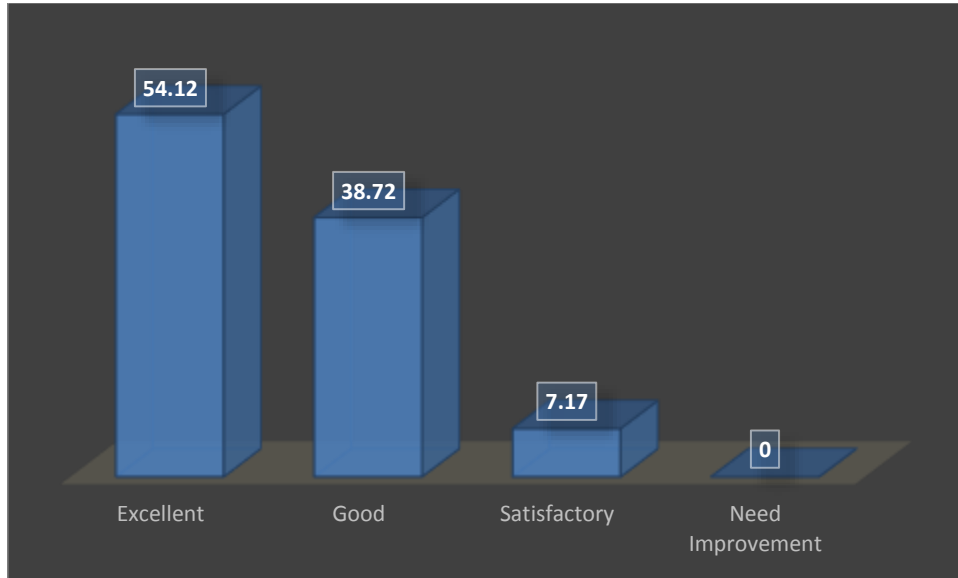
**Q - 8: Course content prepares the student to qualify competitive / qualifying examination**

Excellent	Good	Satisfactory	Need Improvement
41.53	48.79	9.69	0.00



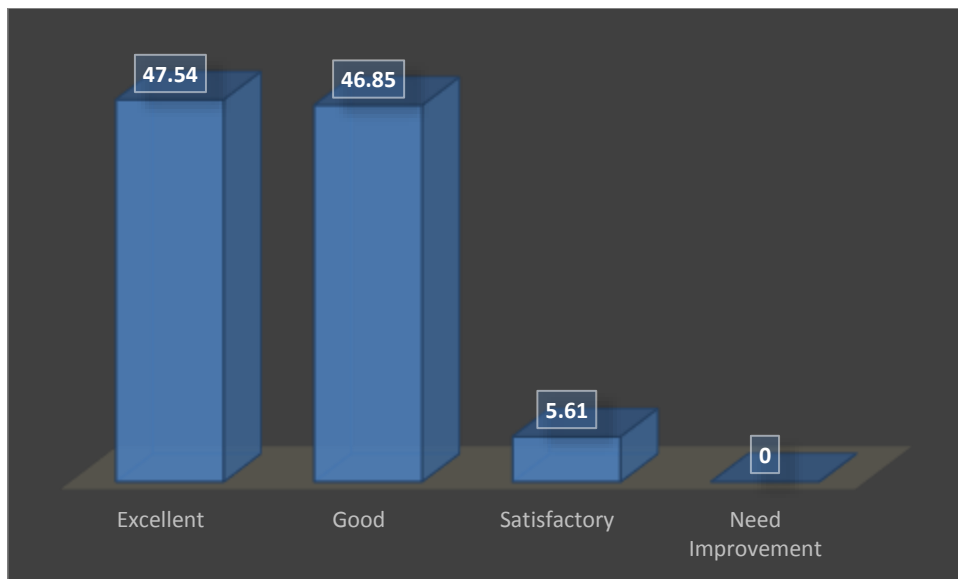
**Q - 9: The library holdings for the course**

Excellent	Good	Satisfactory	Need Improvement
54.12	38.72	7.17	0.00



**Q - 10 : Overall rating**

Excellent	Good	Satisfactory	Need Improvement
47.54	46.85	5.61	0.00

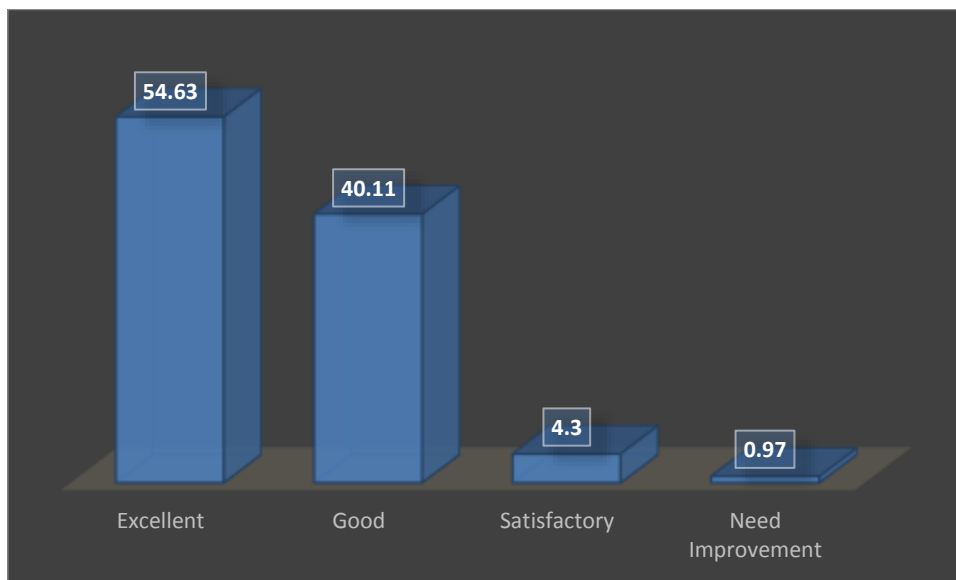


**BACHELOR OF COMPUTER APPLICATION (SHIFT II)**

<b>STUDENT RESPONSES (In Percentage)</b>				
<b>PARAMETERS</b>	<b>EXCELLENT</b>	<b>GOOD</b>	<b>SATISFACTORY</b>	<b>NEED IMPROVEMENT</b>
Q1	54.63	40.11	4.30	0.97
Q2	46.57	47.03	5.77	0.64
Q3	47.38	42.39	9.58	0.65
Q4	47.95	42.61	8.16	1.28
Q5	47.58	44.77	6.84	0.81
Q6	46.80	43.95	7.81	1.44
Q7	45.81	42.98	9.46	1.75
Q8	43.33	44.80	10.44	1.44
Q9	50.29	41.74	7.49	0.49
Q10	48.22	45.34	5.47	0.97

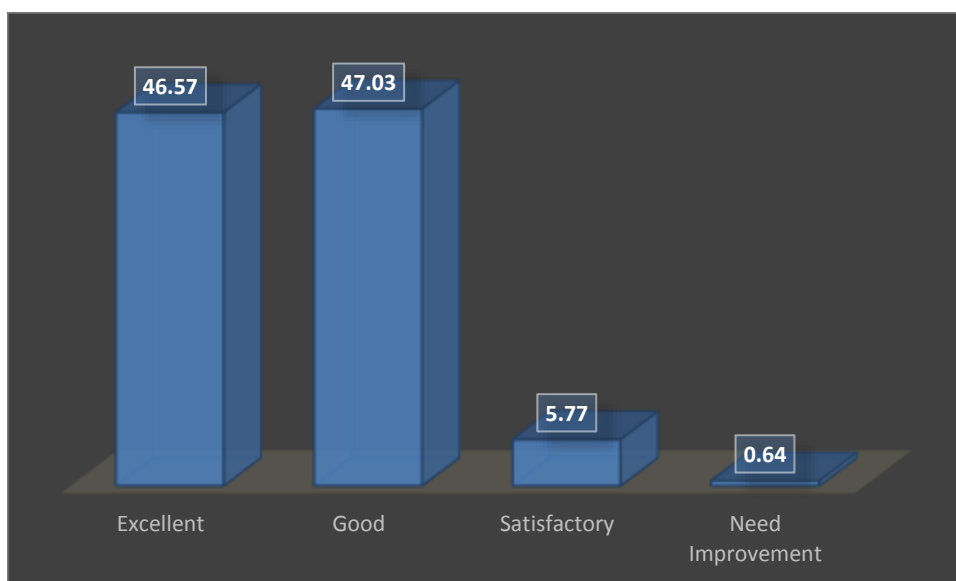
### Q - 1 : Relevance of syllabus for Core subjects

Excellent	Good	Satisfactory	Need Improvement
54.63	40.11	4.30	0.97



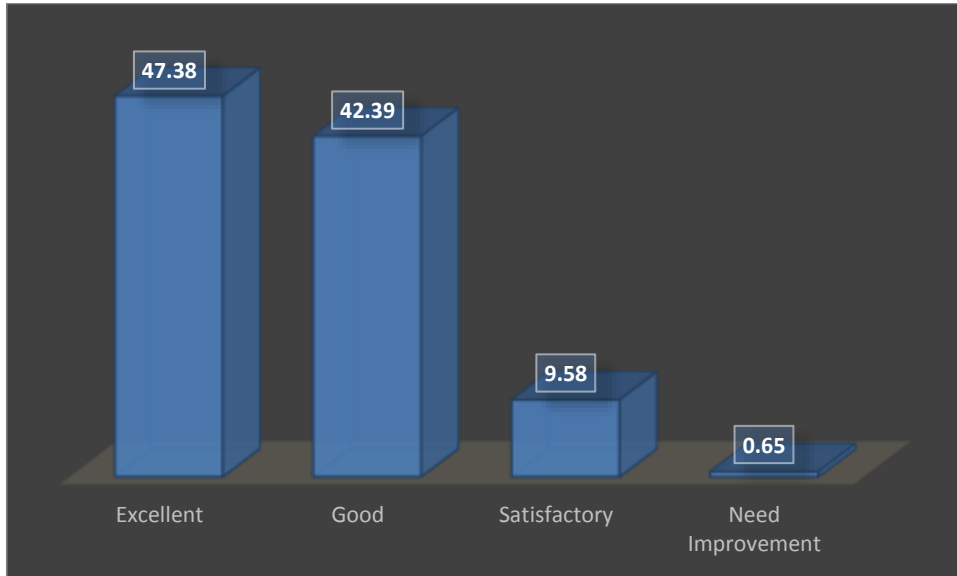
### Q - 2 : Relevance of syllabus for Elective subjects

Excellent	Good	Satisfactory	Need Improvement
46.57	47.03	5.77	0.64



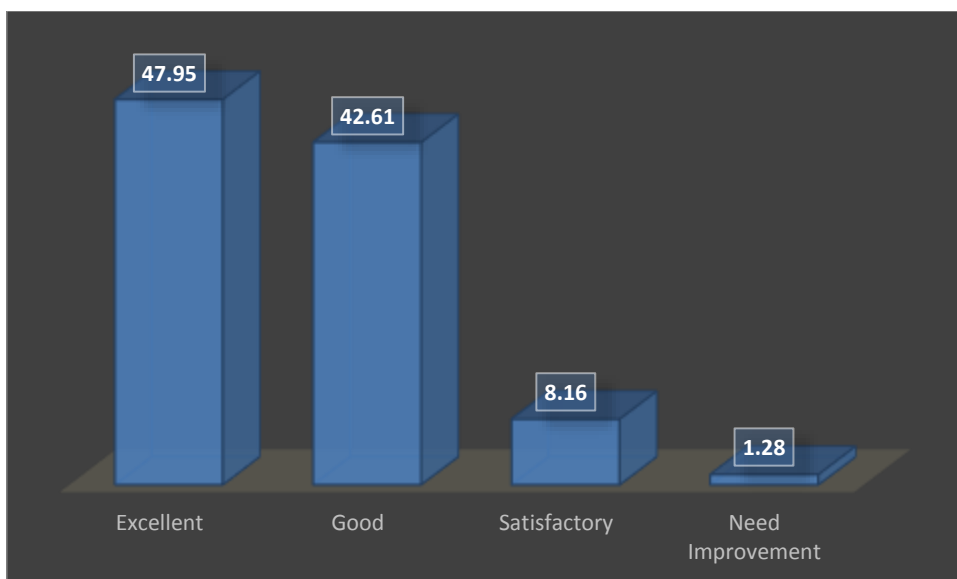
**Q - 3 : Relevance of syllabus for Project/Dissertation**

Excellent	Good	Satisfactory	Need Improvement
47.38	42.39	9.58	0.65



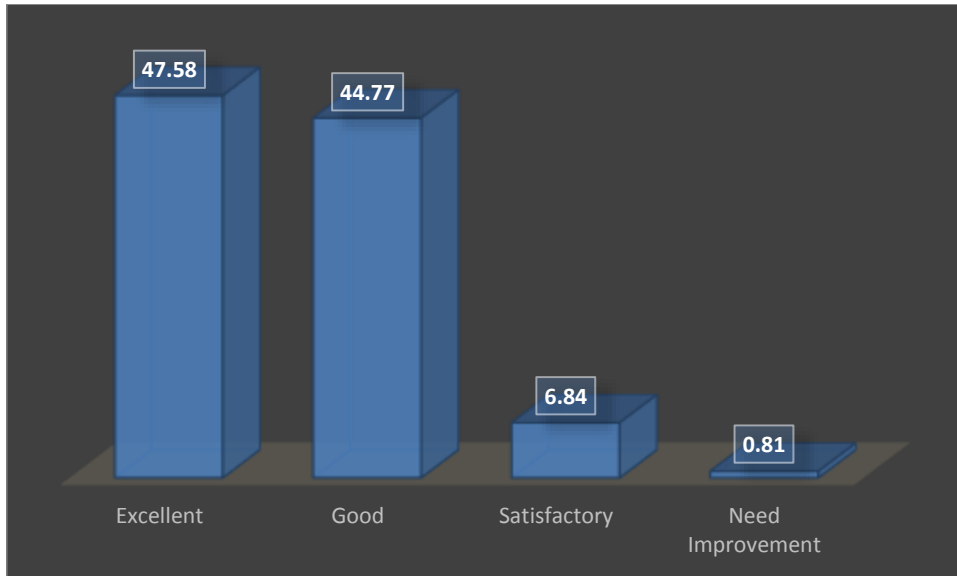
**Q - 4 : Learning outcomes in terms of concepts, knowledge, skills and analytical abilities**

Excellent	Good	Satisfactory	Need Improvement
47.95	42.61	8.16	1.28



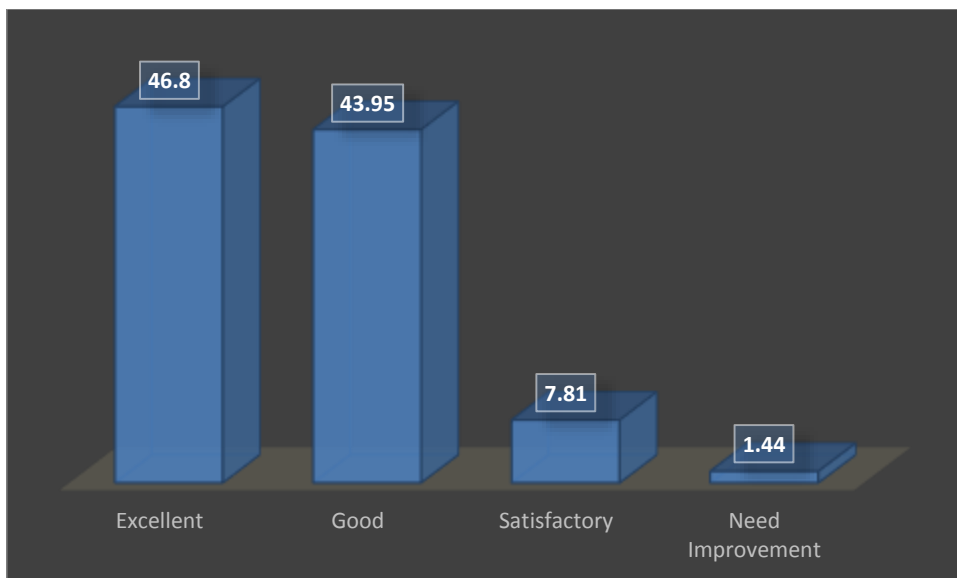
**Q - 5 : Depth of the Course Content**

Excellent	Good	Satisfactory	Need Improvement
47.58	44.77	6.84	0.81



**Q - 6 : Course content prepares the student to pursue higher studies**

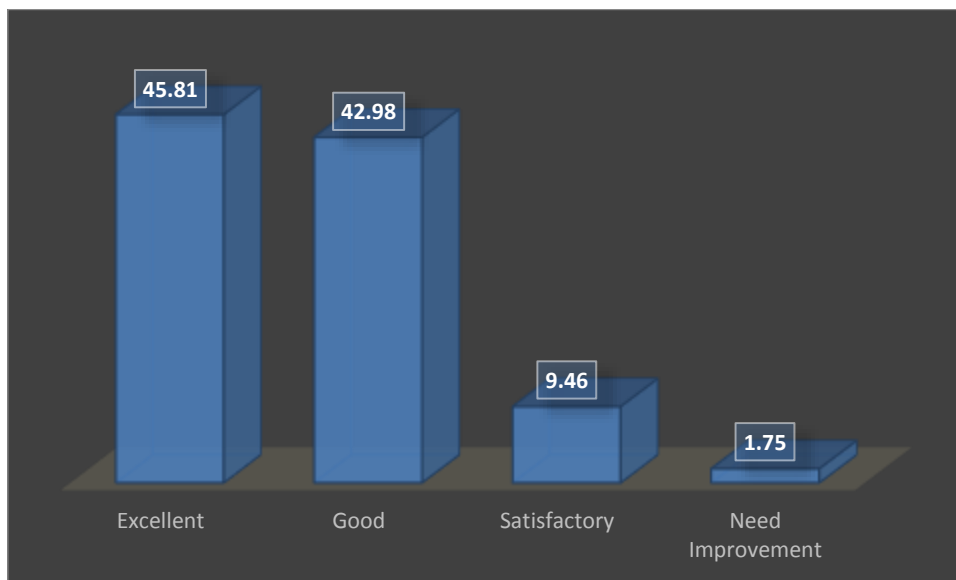
Excellent	Good	Satisfactory	Need Improvement
46.80	43.95	7.81	1.44





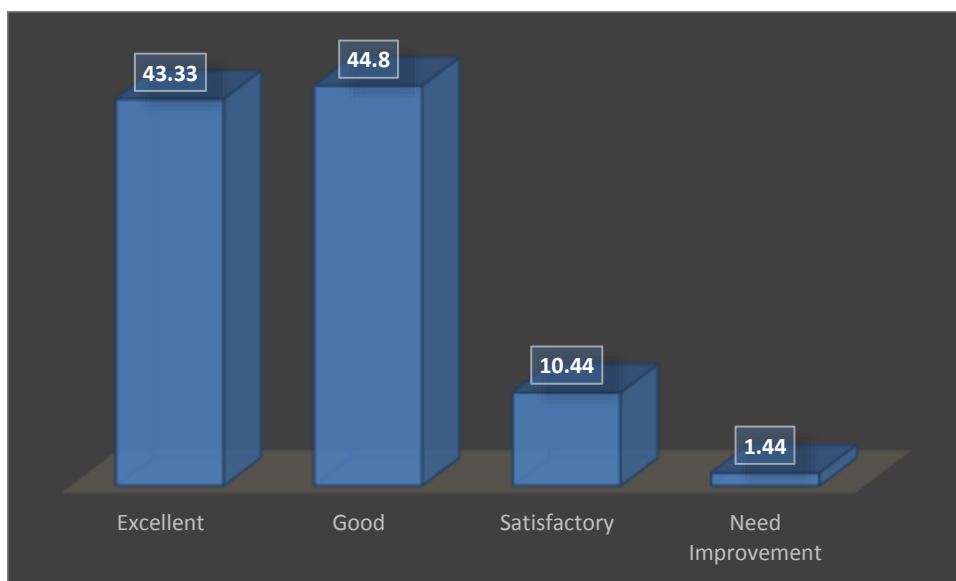
**Q - 7 : Course content prepares the student to face interviews**

Excellent	Good	Satisfactory	Need Improvement
45.81	42.98	9.46	1.75



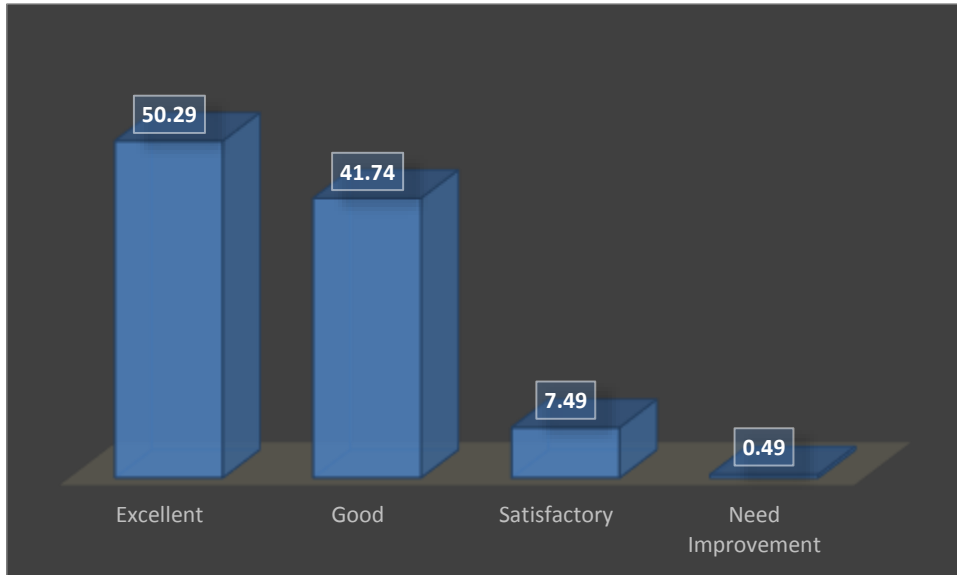
**Q - 8 : Course content prepares the student to qualify competitive / qualifying examination**

Excellent	Good	Satisfactory	Need Improvement
43.33	44.80	10.44	1.44



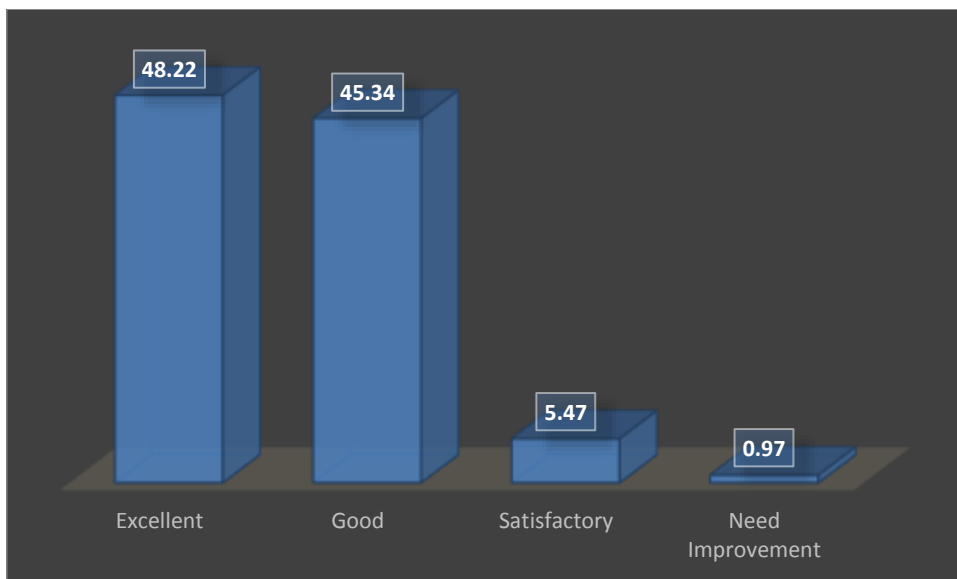
**Q - 9 : The library holdings for the course**

Excellent	Good	Satisfactory	Need Improvement
50.29	41.74	7.49	0.49



**Q - 10 : Overall rating**

Excellent	Good	Satisfactory	Need Improvement
48.22	45.34	5.47	0.97

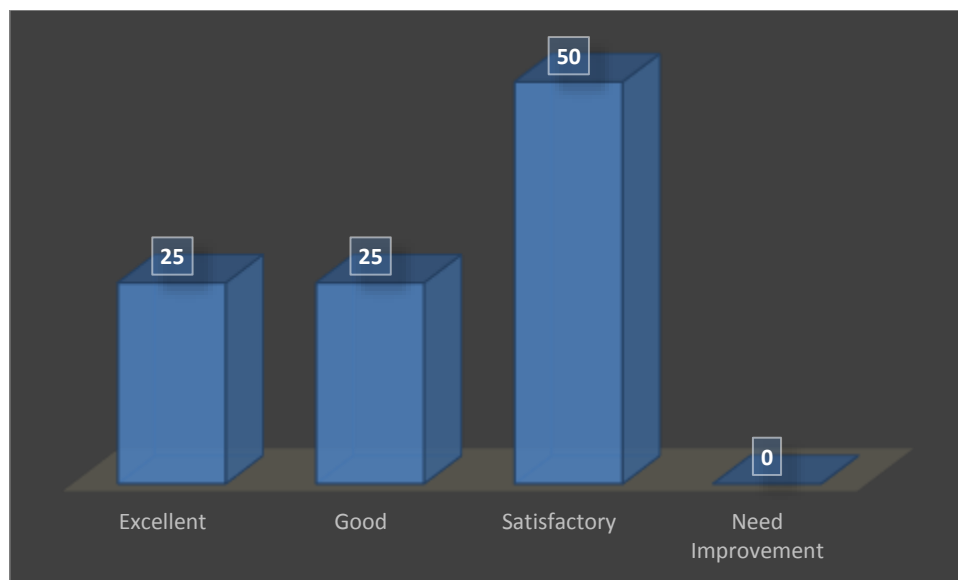


**M.A.ECONOMICS (SHIFT I)**

<b>STUDENT RESPONSES (In Percentage)</b>				
<b>PARAMETERS</b>	<b>EXCELLENT</b>	<b>GOOD</b>	<b>SATISFACTORY</b>	<b>NEED IMPROVEMENT</b>
<b>Q1</b>	<b>25.00</b>	<b>25.00</b>	<b>50.00</b>	<b>0.00</b>
<b>Q2</b>	<b>0.00</b>	<b>50.00</b>	<b>50.00</b>	<b>0.00</b>
<b>Q3</b>	<b>36.00</b>	<b>50.00</b>	<b>14.00</b>	<b>0.00</b>
<b>Q4</b>	<b>0.00</b>	<b>100.00</b>	<b>0.00</b>	<b>0.00</b>
<b>Q5</b>	<b>25.00</b>	<b>75.00</b>	<b>0.00</b>	<b>0.00</b>
<b>Q6</b>	<b>60.00</b>	<b>25.00</b>	<b>15.00</b>	<b>0.00</b>
<b>Q7</b>	<b>10.00</b>	<b>75.00</b>	<b>15.00</b>	<b>0.00</b>
<b>Q8</b>	<b>60.00</b>	<b>25.00</b>	<b>15.00</b>	<b>0.00</b>
<b>Q9</b>	<b>50.00</b>	<b>25.00</b>	<b>25.00</b>	<b>0.00</b>
<b>Q10</b>	<b>25.00</b>	<b>75.00</b>	<b>0.00</b>	<b>0.00</b>

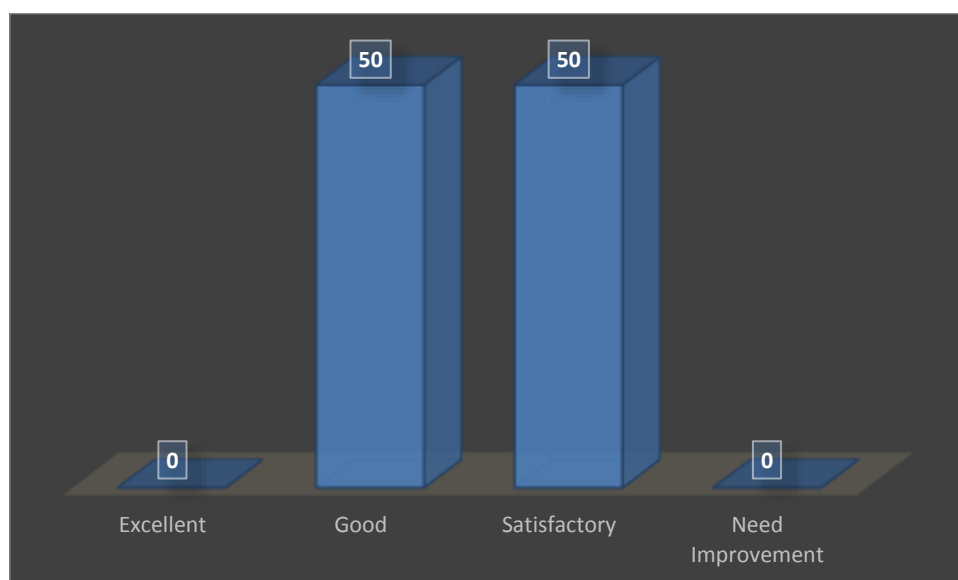
**Q - 1 : Relevance of syllabus for Core subjects**

Excellent	Good	Satisfactory	Need Improvement
25.00	25.00	50.00	0.00



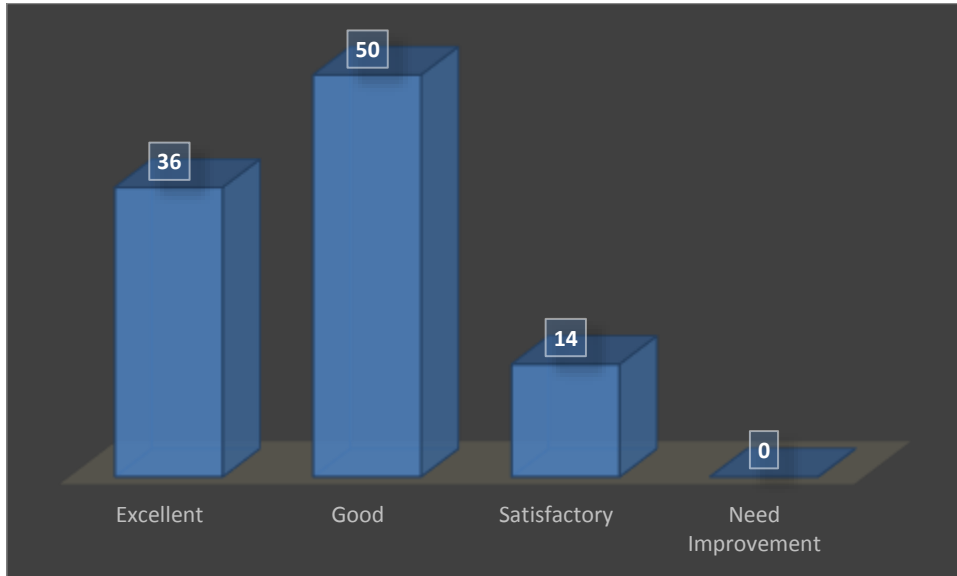
**Q - 2 : Relevance of syllabus for Elective subjects**

Excellent	Good	Satisfactory	Need Improvement
0.00	50.00	50.00	0.00



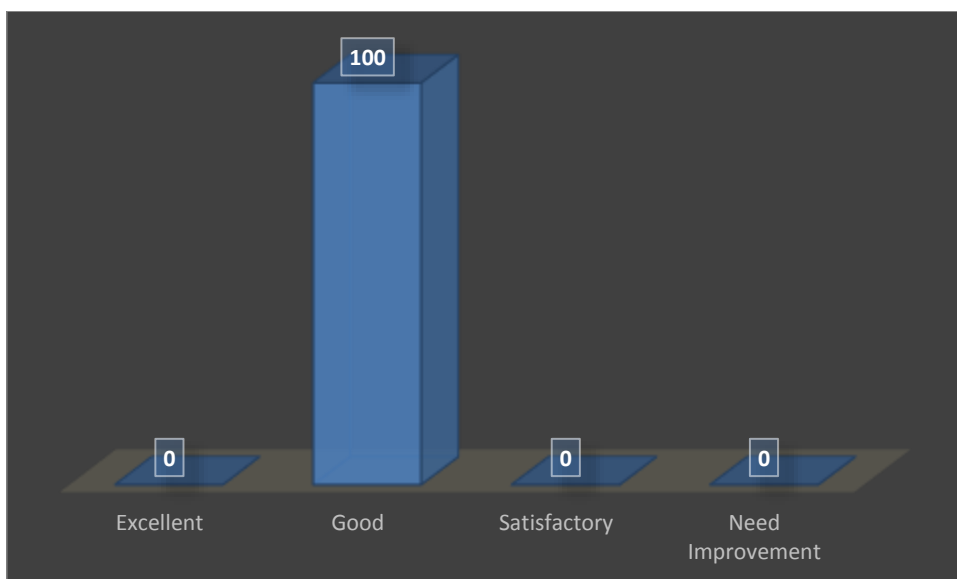
**Q - 3 : Relevance of syllabus for Project/Dissertation**

Excellent	Good	Satisfactory	Need Improvement
36.00	50.00	14.00	0.00



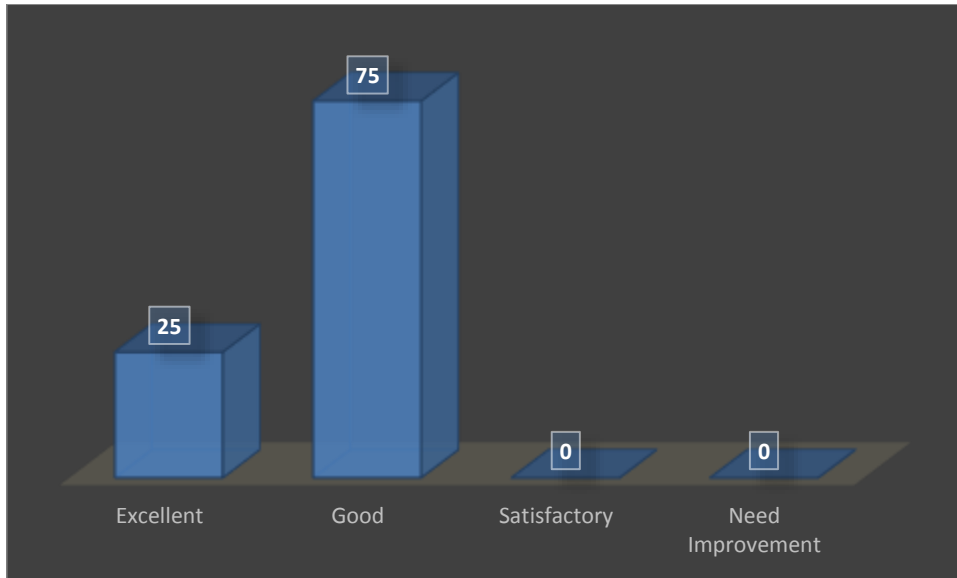
**Q - 4 : Learning outcomes in terms of concepts, knowledge, skills and analytical abilities**

Excellent	Good	Satisfactory	Need Improvement
0.00	100.00	0.00	0.00



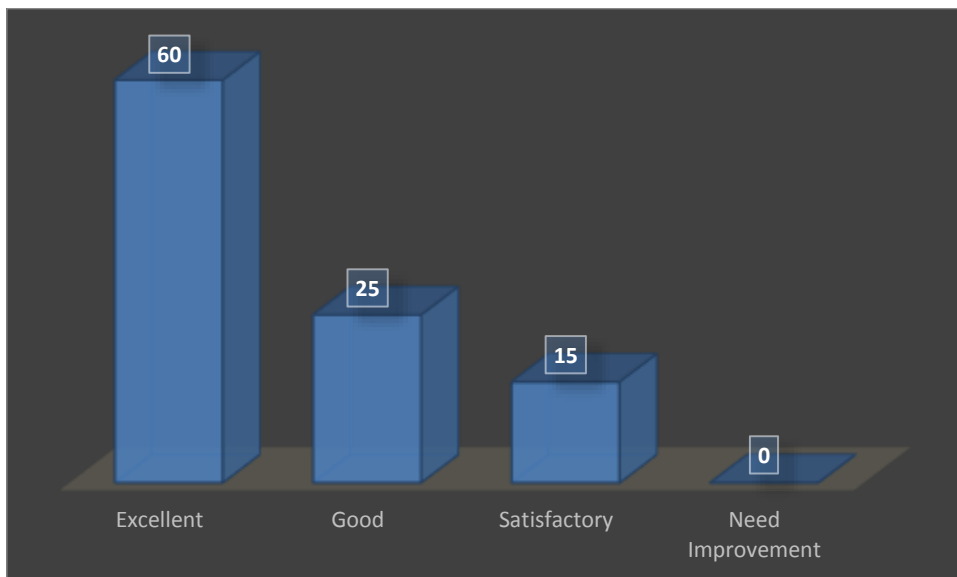
**Q - 5 : Depth of the Course Content**

Excellent	Good	Satisfactory	Need Improvement
25.00	75.00	0.00	0.00



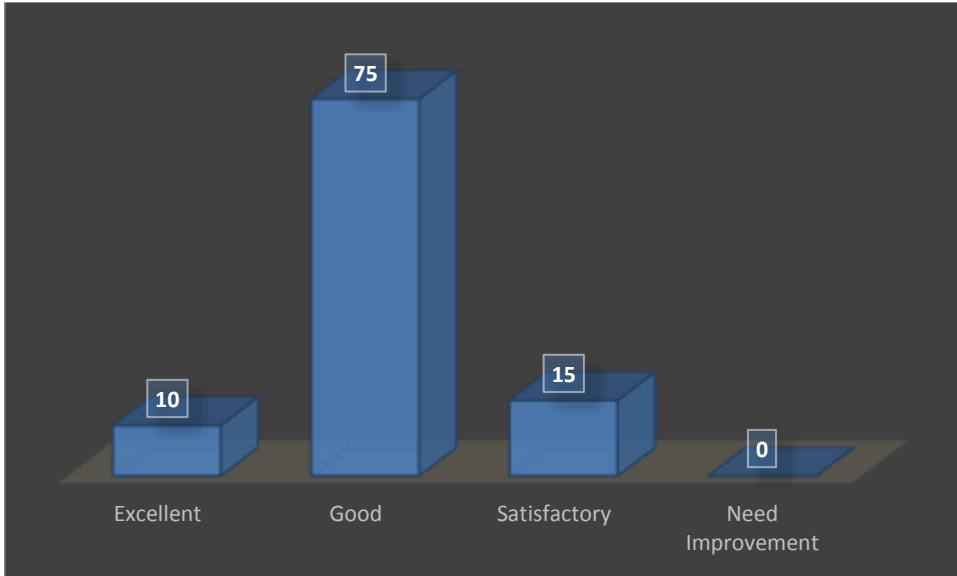
**Q - 6 : Course content prepares the student to pursue higher studies**

Excellent	Good	Satisfactory	Need Improvement
60.00	25.00	15.00	0.00



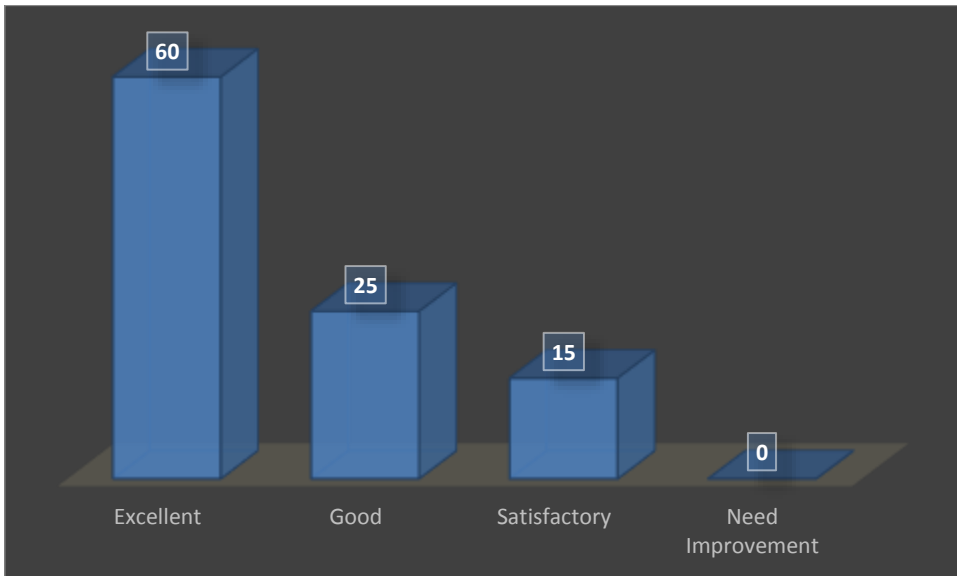
**Q - 7 : Course content prepares the student to face interviews**

Excellent	Good	Satisfactory	Need Improvement
10.00	75.00	15.00	0.00



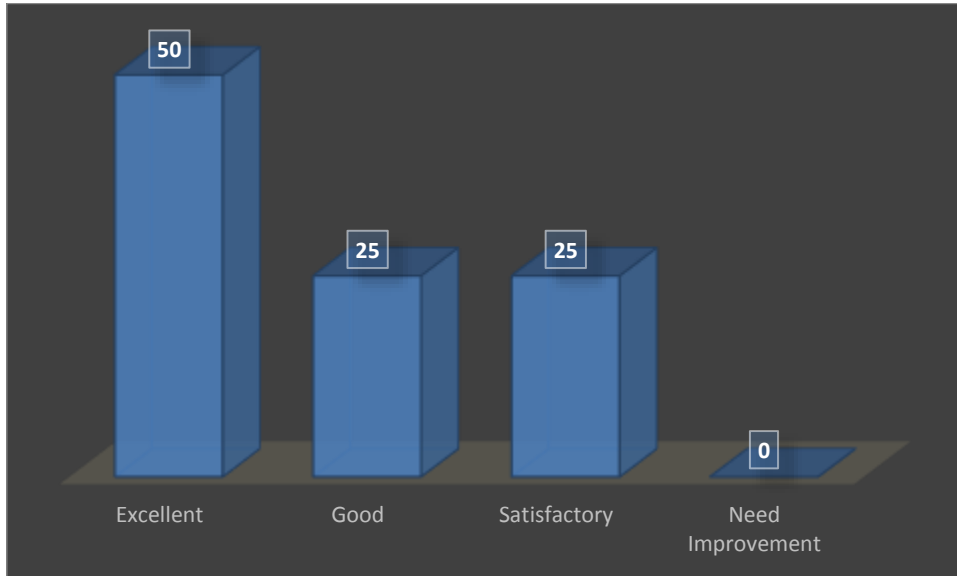
**Q - 8 : Course content prepares the student to qualify competitive / qualifying examination**

Excellent	Good	Satisfactory	Need Improvement
60.00	25.00	15.00	0.00



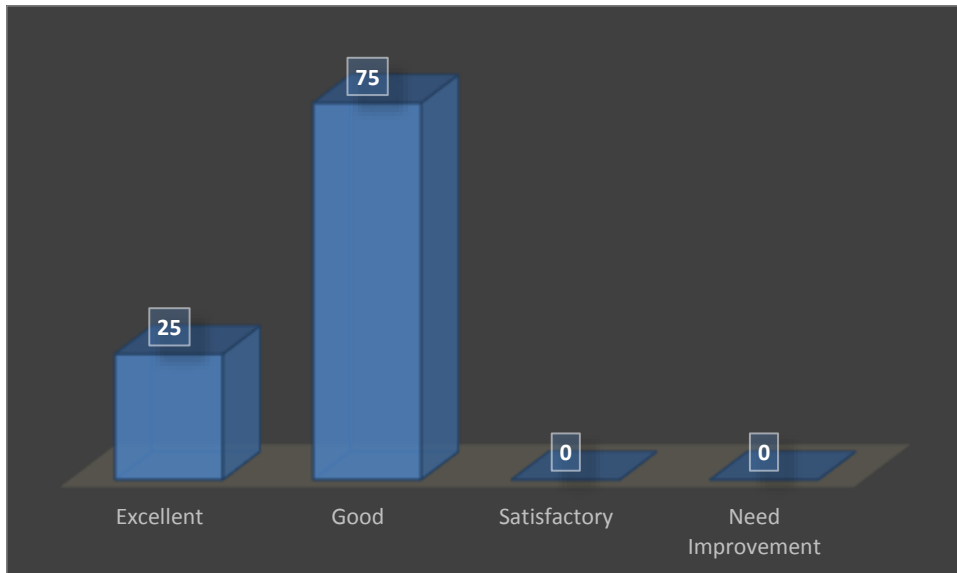
**Q - 9 : The library holdings for the course**

Excellent	Good	Satisfactory	Need Improvement
50.00	25.00	25.00	0.00



**Q - 10 : Overall rating**

Excellent	Good	Satisfactory	Need Improvement
25.00	75.00	0.00	0.00



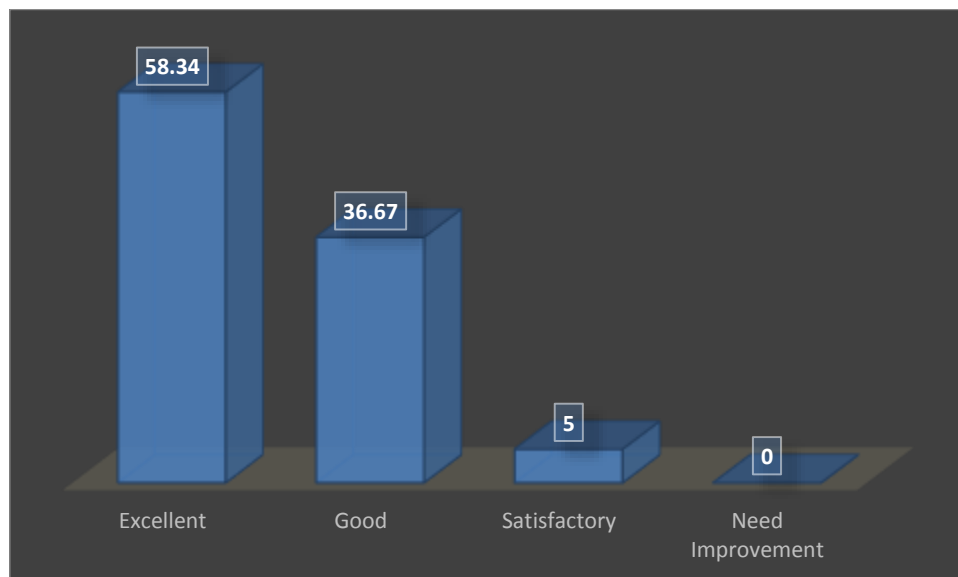


**M.COM (GENERAL) (SHIFT I)**

<b>STUDENT RESPONSES (In Percentage)</b>				
<b>PARAMETERS</b>	<b>EXCELLENT</b>	<b>GOOD</b>	<b>SATISFACTORY</b>	<b>NEED IMPROVEMENT</b>
<b>Q1</b>	<b>58.34</b>	<b>36.67</b>	<b>5.00</b>	<b>0.00</b>
<b>Q2</b>	<b>55.00</b>	<b>38.33</b>	<b>6.67</b>	<b>0.00</b>
<b>Q3</b>	<b>36.00</b>	<b>50.00</b>	<b>14.00</b>	<b>0.00</b>
<b>Q4</b>	<b>45.00</b>	<b>38.33</b>	<b>16.67</b>	<b>0.00</b>
<b>Q5</b>	<b>47.00</b>	<b>38.33</b>	<b>14.67</b>	<b>0.00</b>
<b>Q6</b>	<b>43.34</b>	<b>42.33</b>	<b>13.67</b>	<b>1.67</b>
<b>Q7</b>	<b>61.67</b>	<b>23.33</b>	<b>11.67</b>	<b>3.34</b>
<b>Q8</b>	<b>58.34</b>	<b>26.67</b>	<b>10.00</b>	<b>5.00</b>
<b>Q9</b>	<b>53.34</b>	<b>31.67</b>	<b>11.67</b>	<b>3.33</b>
<b>Q10</b>	<b>46.67</b>	<b>40.00</b>	<b>13.34</b>	<b>0.00</b>

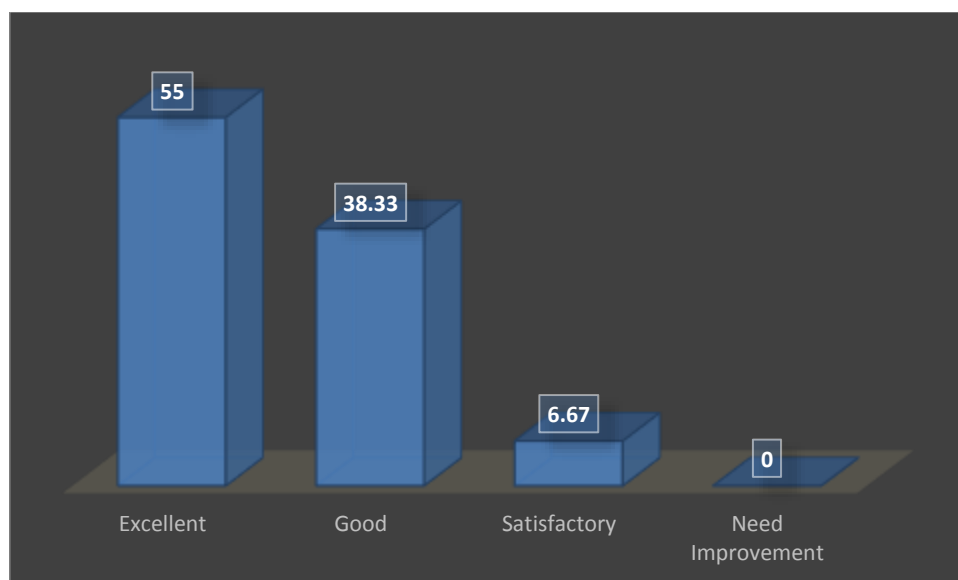
### Q - 1 : Relevance of syllabus for Core subjects

Excellent	Good	Satisfactory	Need Improvement
58.34	36.67	5.00	0.00



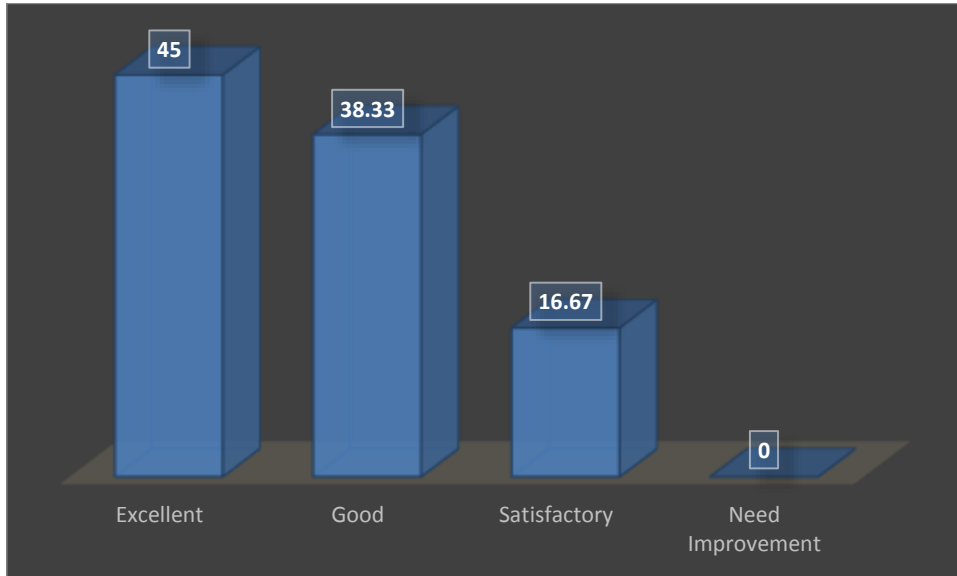
### Q - 2 : Relevance of syllabus for Elective subjects

Excellent	Good	Satisfactory	Need Improvement
55.00	38.33	6.67	0.00



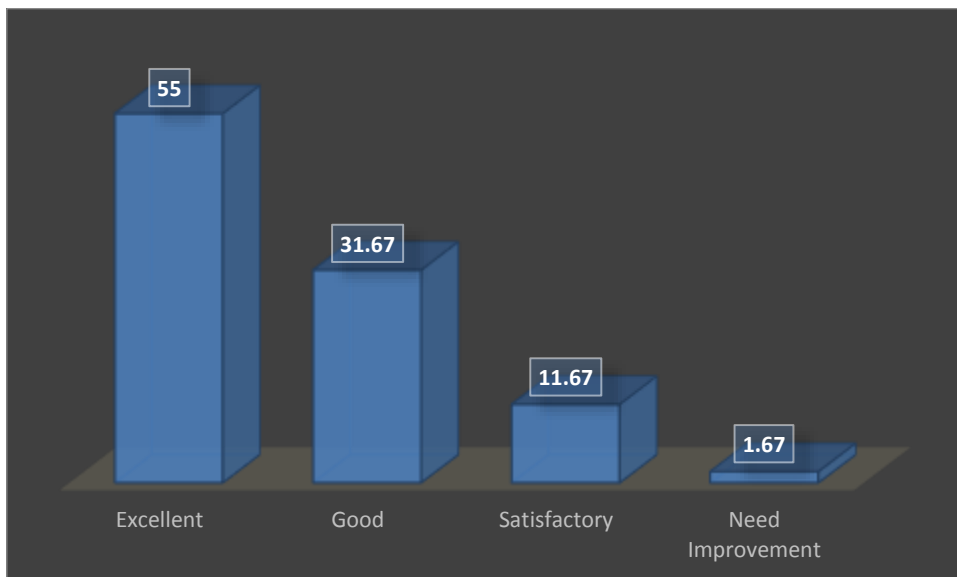
**Q - 3 : Relevance of syllabus for Project/Dissertation**

Excellent	Good	Satisfactory	Need Improvement
45.00	38.33	16.67	0.00



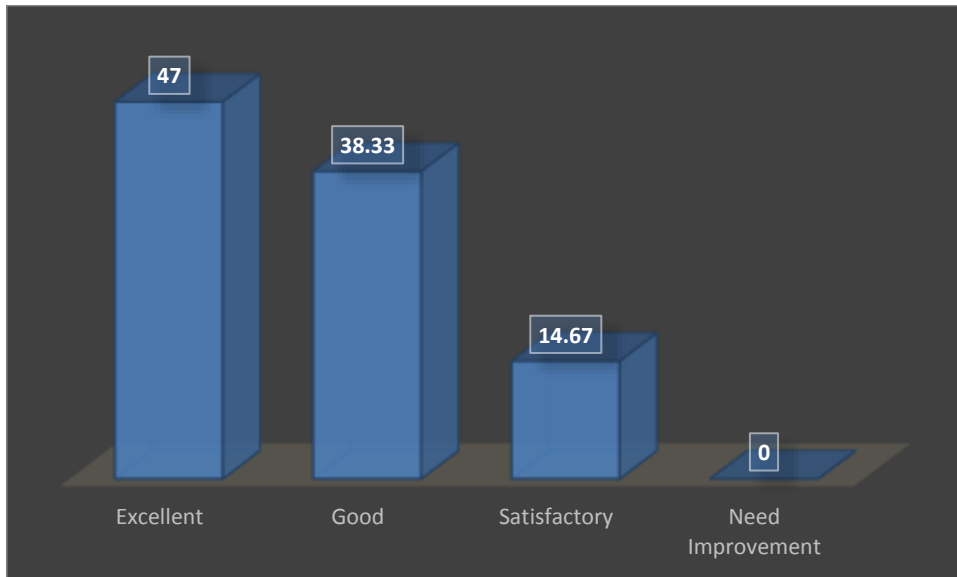
**Q - 4 : Learning outcomes in terms of concepts, knowledge, skills and analytical abilities**

Excellent	Good	Satisfactory	Need Improvement
55.00	31.67	11.67	1.67



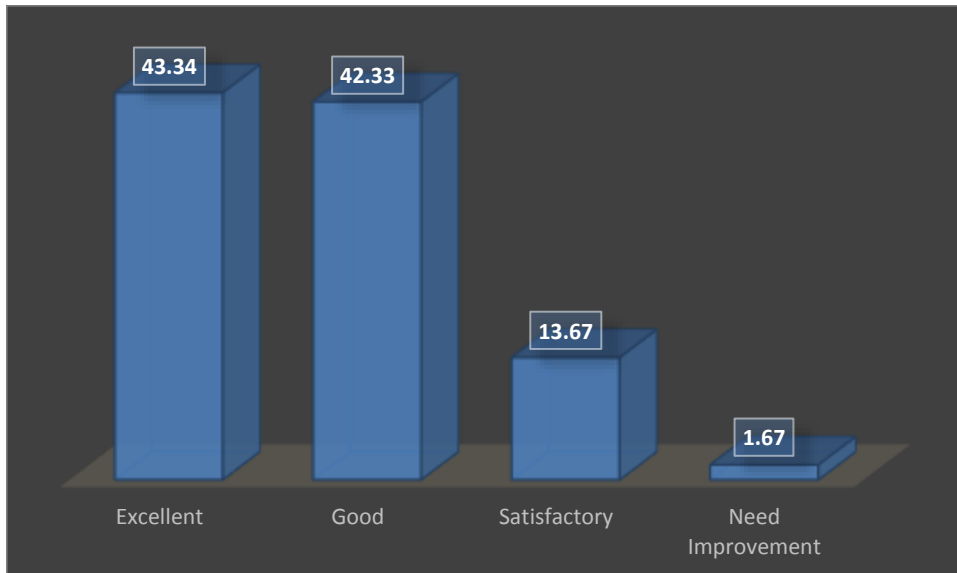
**Q - 5 : Depth of the Course Content**

Excellent	Good	Satisfactory	Need Improvement
47.00	38.33	14.67	0.00



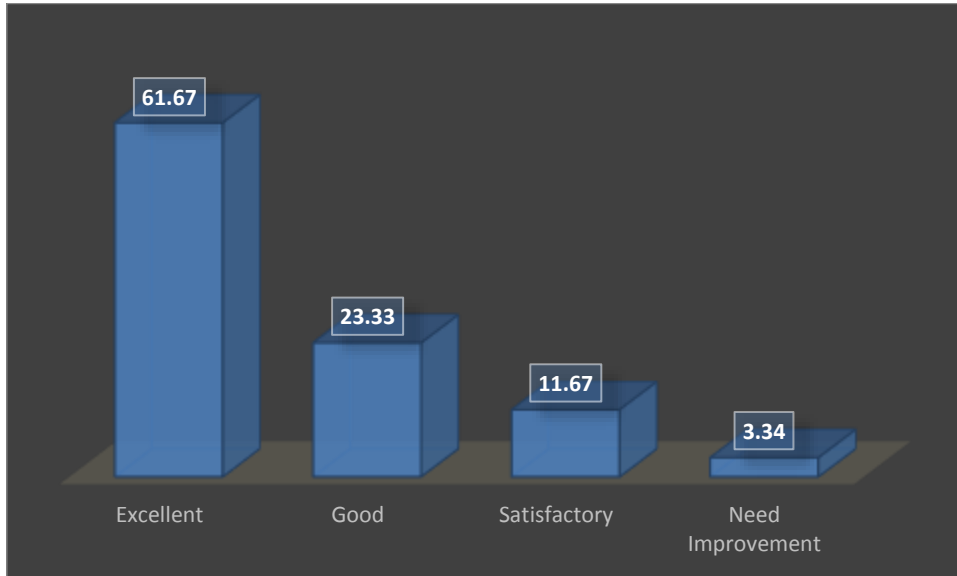
**Q - 6 : Course content prepares the student to pursue higher studies**

Excellent	Good	Satisfactory	Need Improvement
43.34	42.33	13.67	1.67



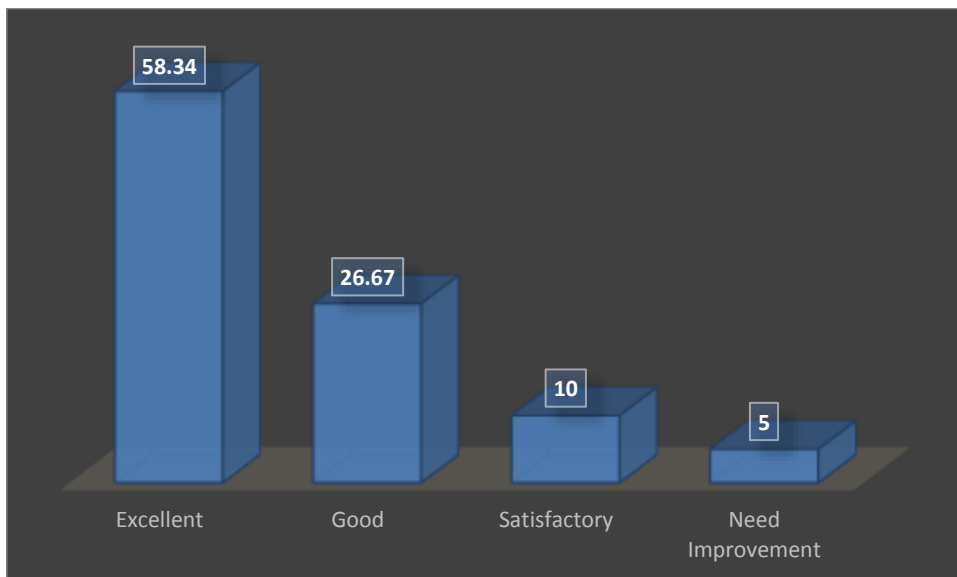
**Q - 7 : Course content prepares the student to face interviews**

Excellent	Good	Satisfactory	Need Improvement
61.67	23.33	11.67	3.34



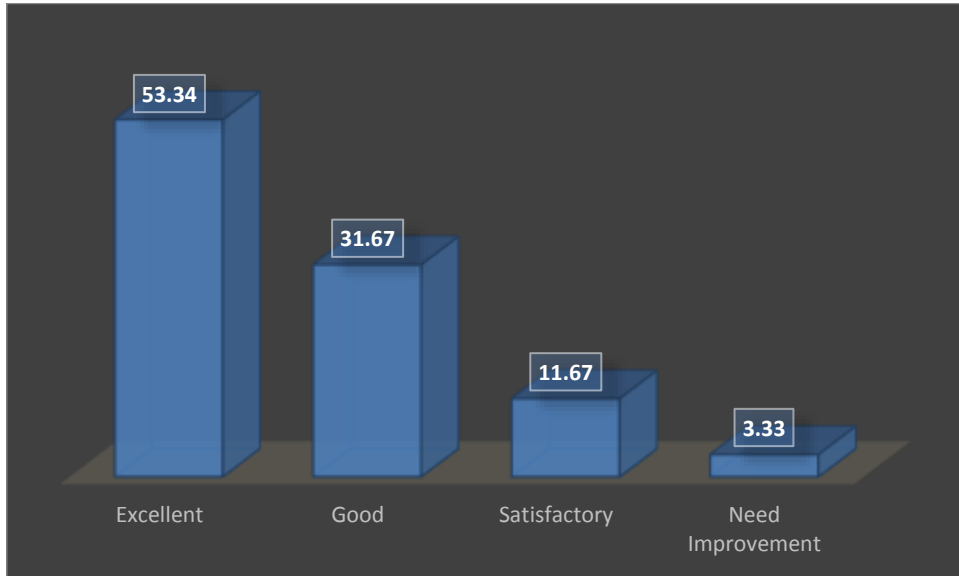
**Q - 8 : Course content prepares the student to qualify competitive / qualifying examination**

Excellent	Good	Satisfactory	Need Improvement
58.34	26.67	10.00	5.00



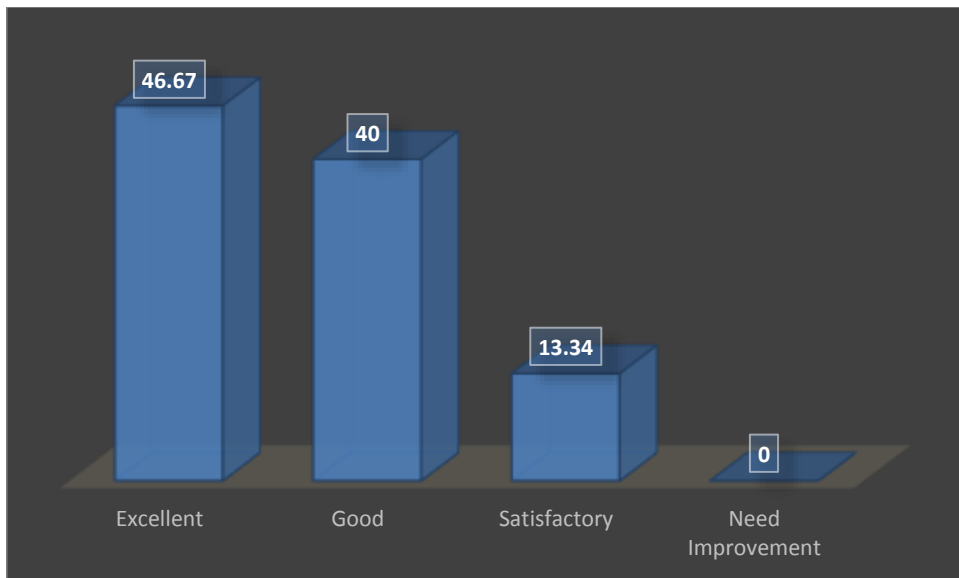
**Q - 9 : The library holdings for the course**

Excellent	Good	Satisfactory	Need Improvement
53.34	31.67	11.67	3.33



**Q - 10 : Overall rating**

Excellent	Good	Satisfactory	Need Improvement
46.67	40.00	13.34	0.00

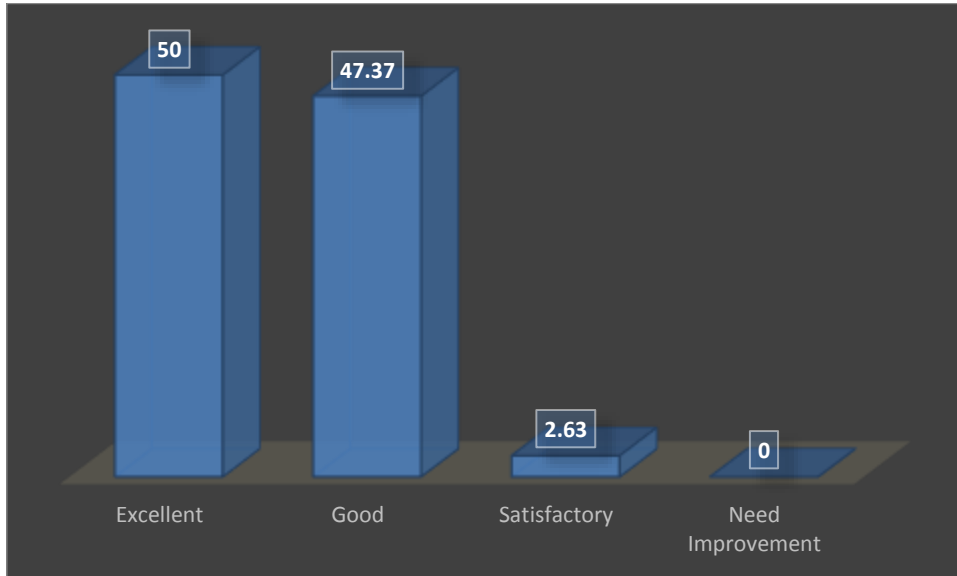


### M.SC CHEMISTRY (SHIFT I)

<b>STUDENT RESPONSES (In Percentage)</b>				
<b>PARAMETERS</b>	<b>EXCELLENT</b>	<b>GOOD</b>	<b>SATISFACTORY</b>	<b>NEED IMPROVEMENT</b>
Q1	50.00	47.37	2.63	0.00
Q2	26.32	63.16	10.53	0.00
Q3	23.69	65.79	10.53	0.00
Q4	27.69	57.90	11.79	2.63
Q5	36.85	52.64	5.27	5.26
Q6	21.06	63.16	7.90	7.90
Q7	23.16	65.79	3.16	7.90
Q8	18.42	68.42	7.90	5.26
Q9	39.48	50.00	10.53	0.00
Q10	31.58	55.27	13.16	0.00

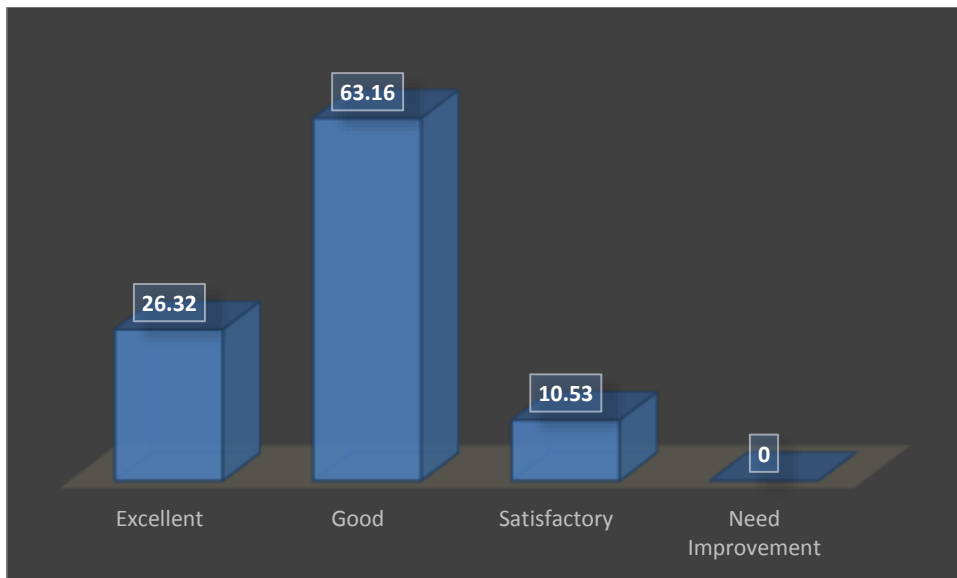
**Q - 1 : Relevance of syllabus for Core subjects**

Excellent	Good	Satisfactory	Need Improvement
50.00	47.37	2.63	0.00



**Q - 2 : Relevance of syllabus for Elective subjects**

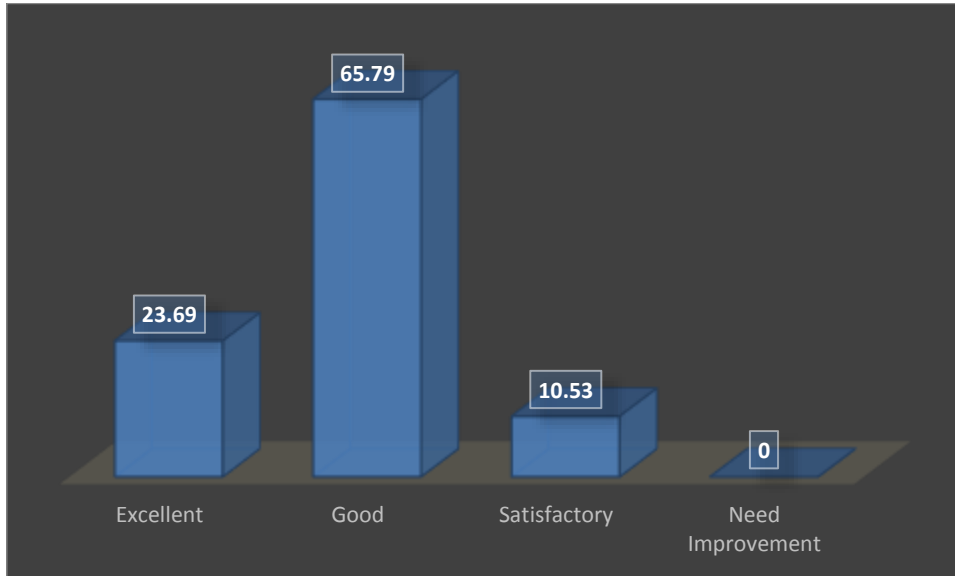
Excellent	Good	Satisfactory	Need Improvement
26.32	63.16	10.53	0.00





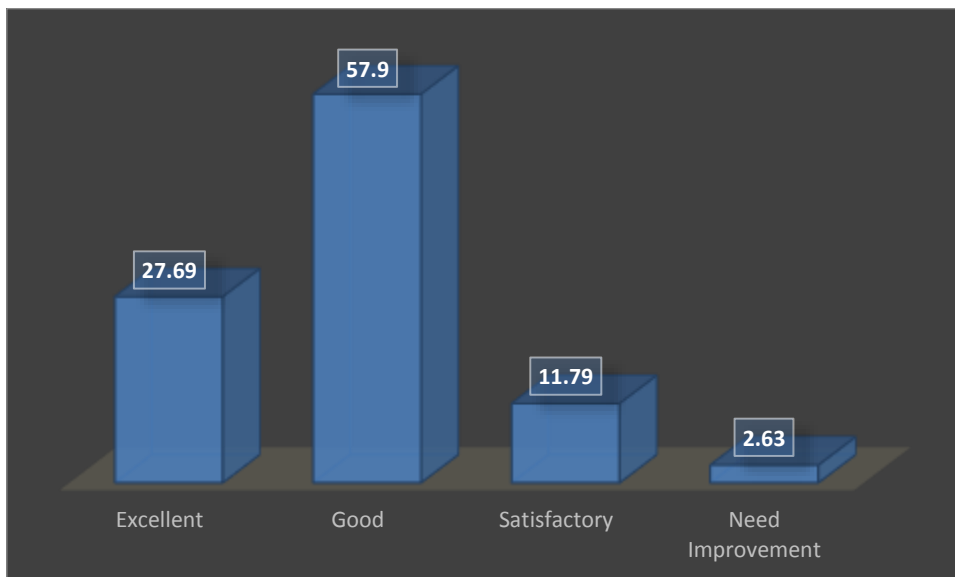
**Q - 3 : Relevance of syllabus for Project/Dissertation**

Excellent	Good	Satisfactory	Need Improvement
23.69	65.79	10.53	0.00



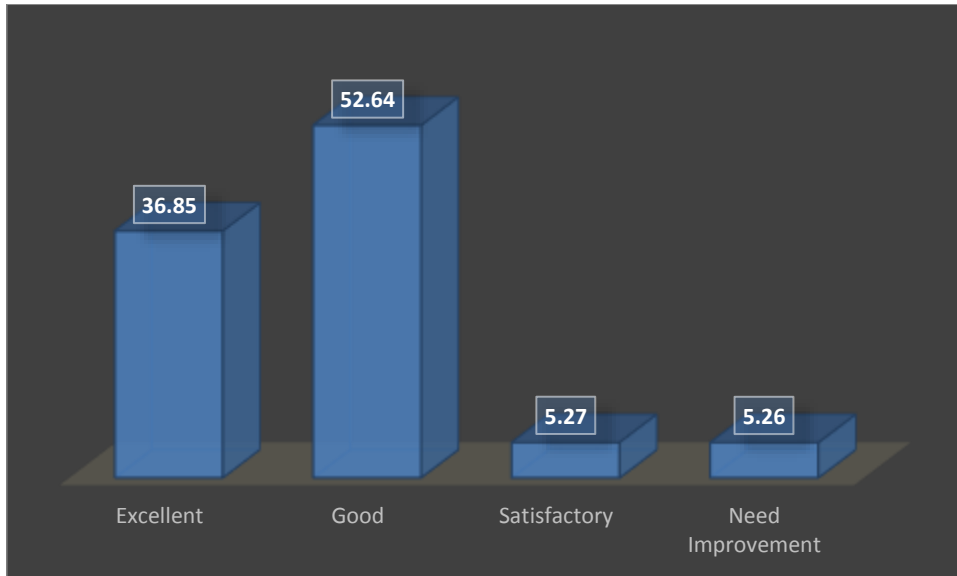
**Q - 4 : Learning outcomes in terms of concepts, knowledge, skills and analytical abilities**

Excellent	Good	Satisfactory	Need Improvement
27.69	57.90	11.79	2.63



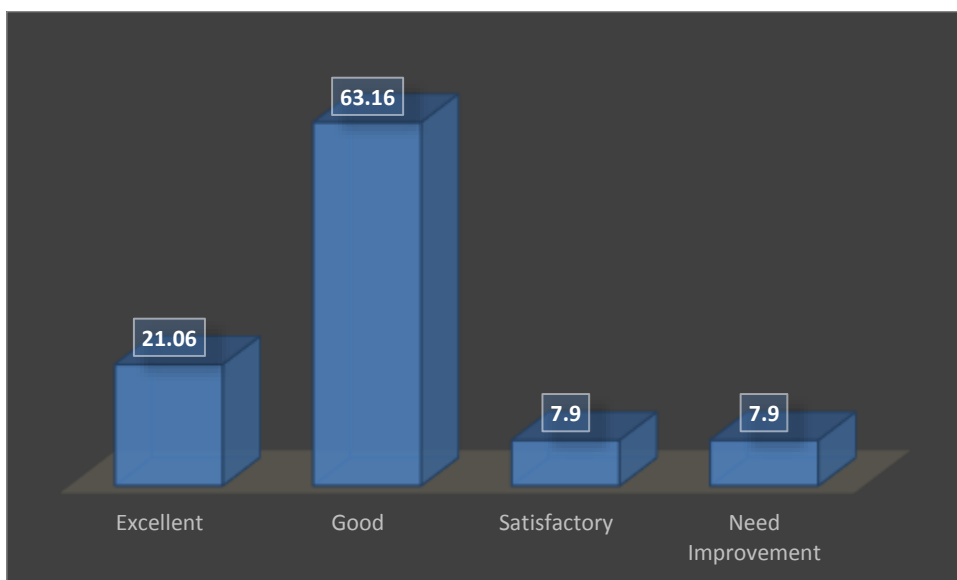
**Q - 5 : Depth of the Course Content**

Excellent	Good	Satisfactory	Need Improvement
36.85	52.64	5.27	5.26



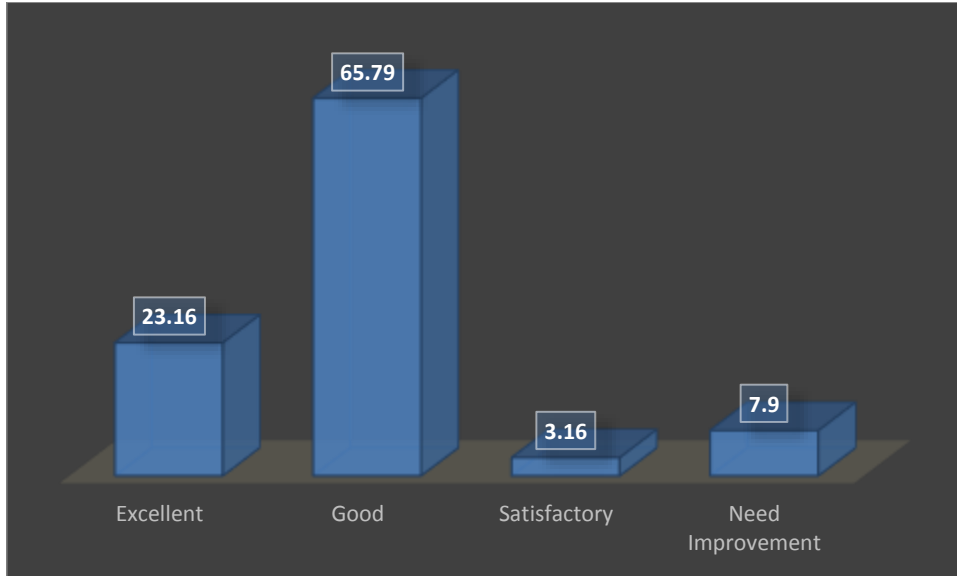
**Q - 6 : Course content prepares the student to pursue higher studies**

Excellent	Good	Satisfactory	Need Improvement
21.06	63.16	7.90	7.90



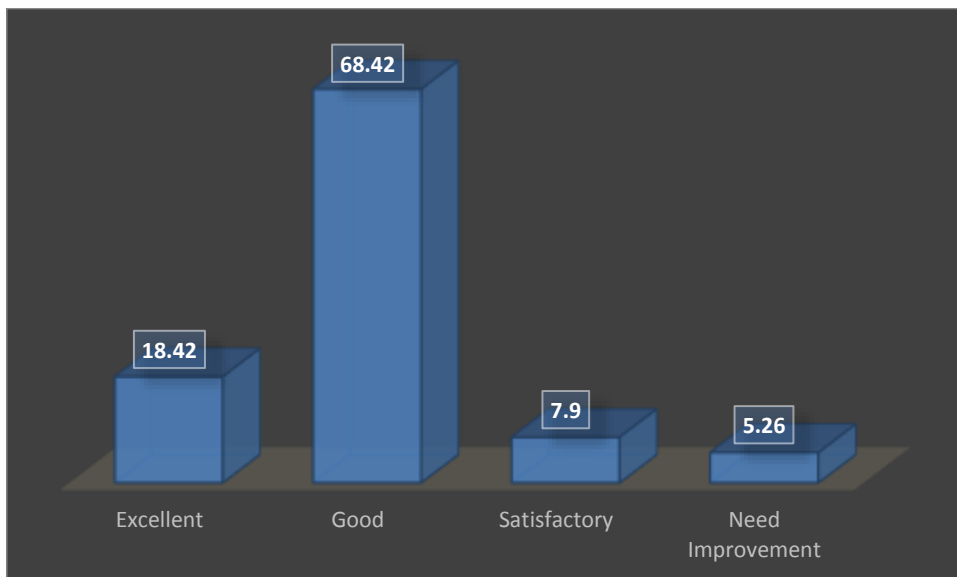
**Q - 7 : Course content prepares the student to face interviews**

Excellent	Good	Satisfactory	Need Improvement
23.16	65.79	3.16	7.90



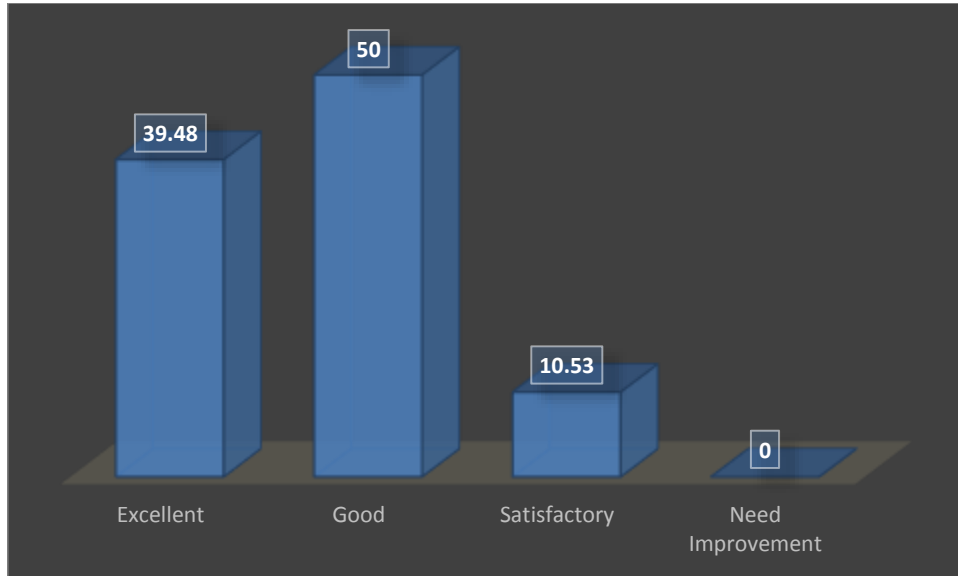
**Q - 8 : Course content prepares the student to qualify competitive / qualifying examination**

Excellent	Good	Satisfactory	Need Improvement
18.42	68.42	7.90	5.26



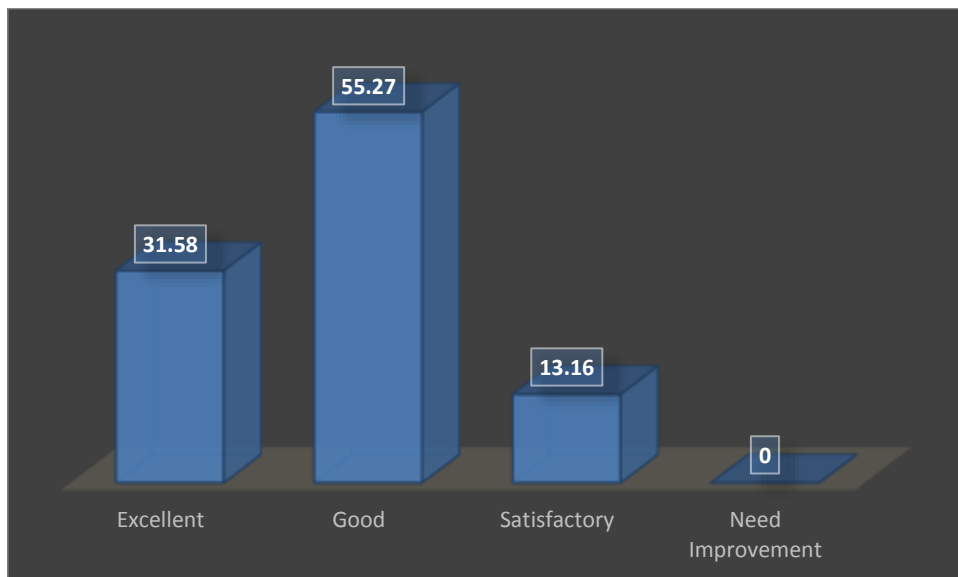
**Q - 9 : The library holdings for the course**

Excellent	Good	Satisfactory	Need Improvement
39.48	50.00	10.53	0.00



**Q - 10 : Overall rating**

Excellent	Good	Satisfactory	Need Improvement
31.58	55.27	13.16	0.00

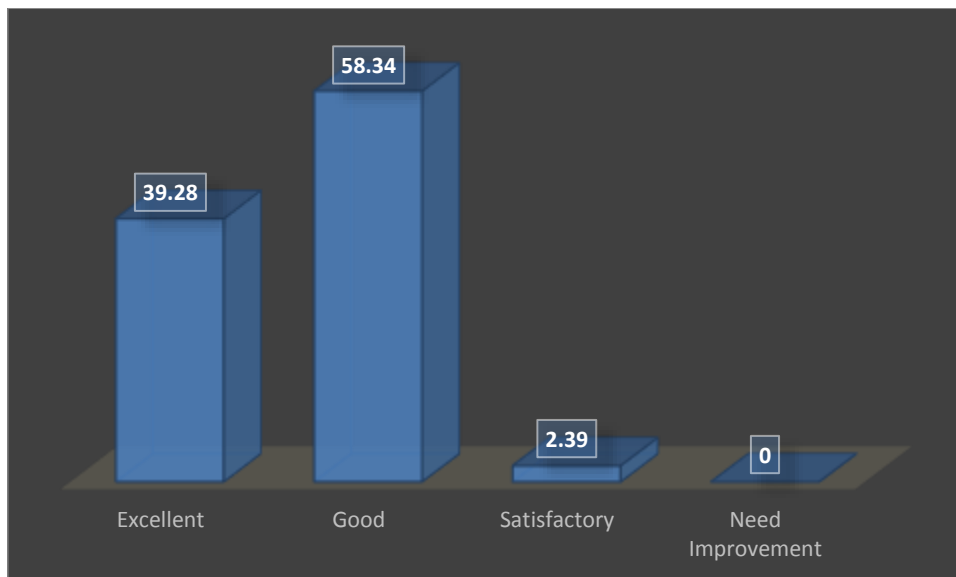


**M.SC MATHEMATICS (SHIFT II)**

<b>STUDENT RESPONSES (In Percentage)</b>				
<b>PARAMETERS</b>	<b>EXCELLENT</b>	<b>GOOD</b>	<b>SATISFACTORY</b>	<b>NEED IMPROVEMENT</b>
<b>Q1</b>	<b>39.28</b>	<b>58.34</b>	<b>2.39</b>	<b>0.00</b>
<b>Q2</b>	<b>29.81</b>	<b>59.33</b>	<b>10.86</b>	<b>0.00</b>
<b>Q3</b>	<b>33.50</b>	<b>52.24</b>	<b>9.50</b>	<b>4.77</b>
<b>Q4</b>	<b>17.90</b>	<b>72.63</b>	<b>9.48</b>	<b>0.00</b>
<b>Q5</b>	<b>41.78</b>	<b>48.75</b>	<b>9.48</b>	<b>0.00</b>
<b>Q6</b>	<b>28.65</b>	<b>57.12</b>	<b>13.08</b>	<b>1.17</b>
<b>Q7</b>	<b>37.49</b>	<b>51.19</b>	<b>8.95</b>	<b>2.39</b>
<b>Q8</b>	<b>26.05</b>	<b>58.23</b>	<b>14.57</b>	<b>1.17</b>
<b>Q9</b>	<b>34.63</b>	<b>51.14</b>	<b>10.70</b>	<b>3.55</b>
<b>Q10</b>	<b>34.58</b>	<b>53.46</b>	<b>11.97</b>	<b>0.00</b>

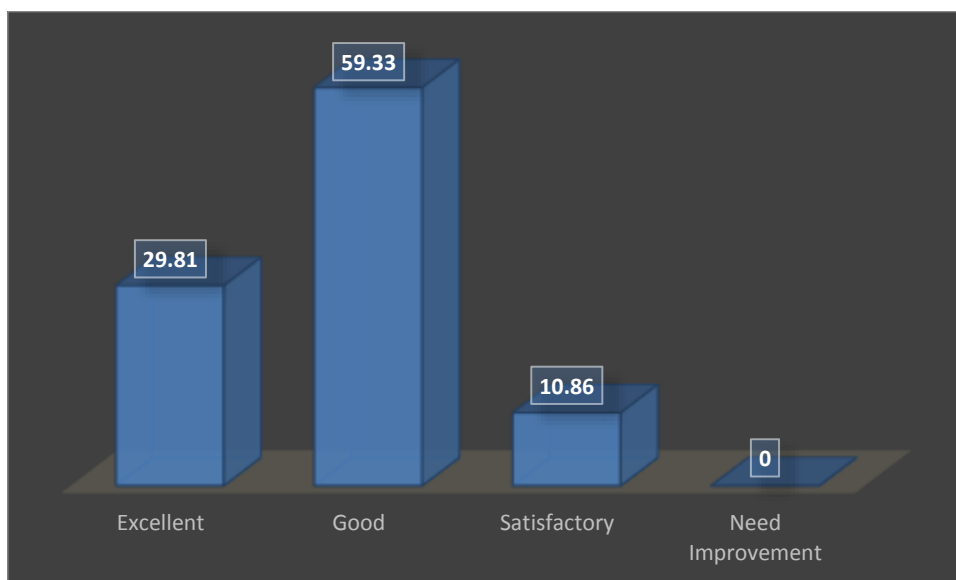
**Q - 1 : Relevance of syllabus for Core subjects**

Excellent	Good	Satisfactory	Need Improvement
39.28	58.34	2.39	0.00



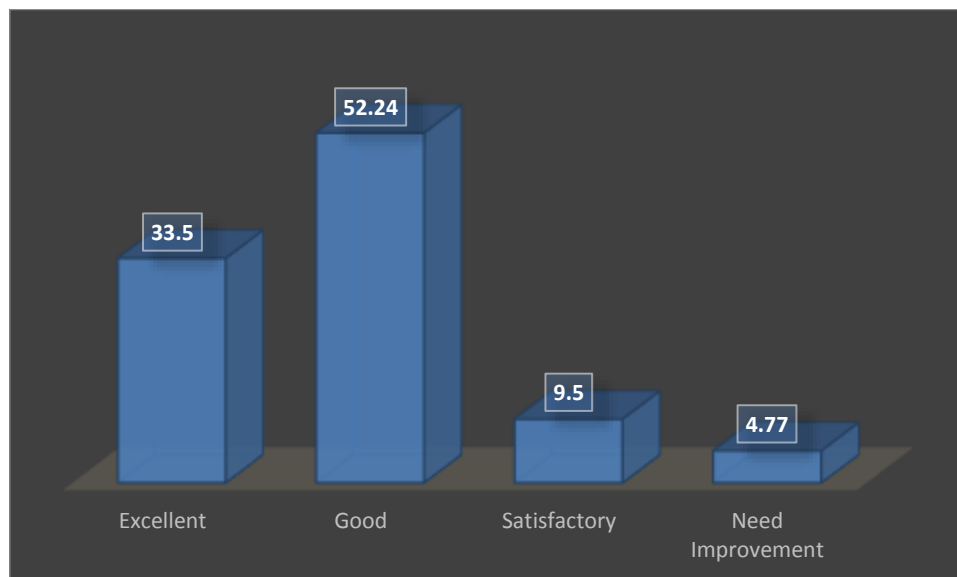
**Q - 2 : Relevance of syllabus for Elective subjects**

Excellent	Good	Satisfactory	Need Improvement
29.81	59.33	10.86	0.00



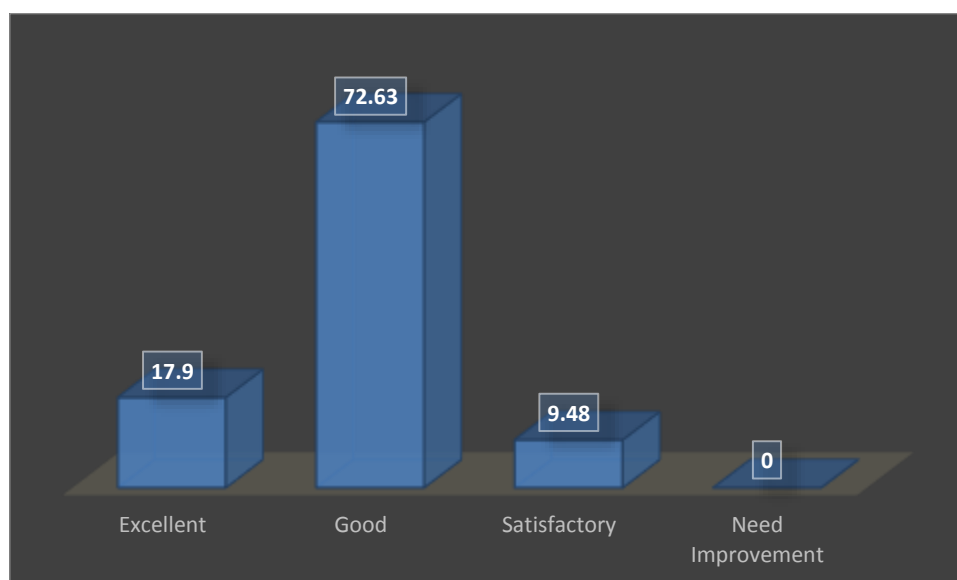
### Q - 3 : Relevance of syllabus for Project/Dissertation

Excellent	Good	Satisfactory	Need Improvement
33.50	52.24	9.50	4.77



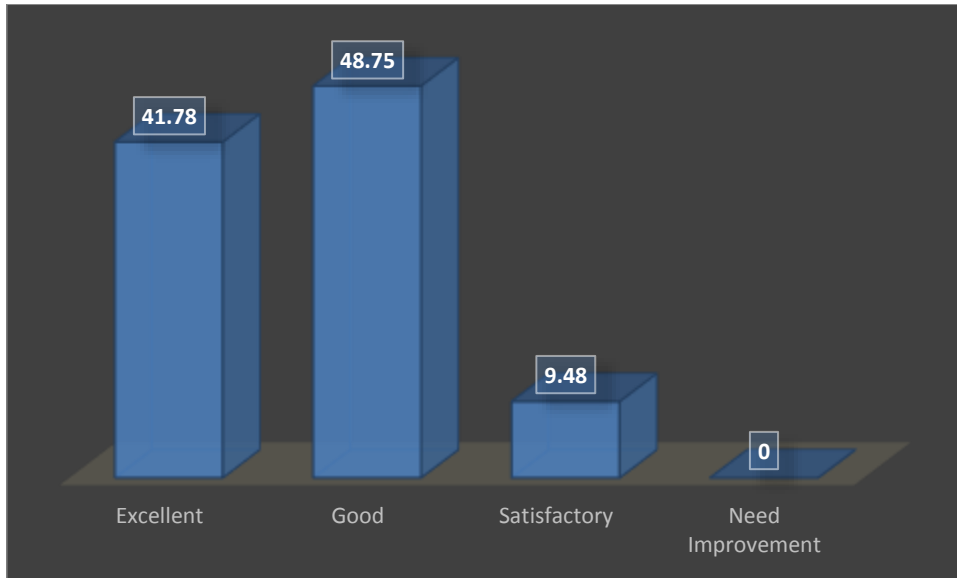
### Q - 4 : Learning outcomes in terms of concepts, knowledge, skills and analytical abilities

Excellent	Good	Satisfactory	Need Improvement
17.90	72.63	9.48	0.00



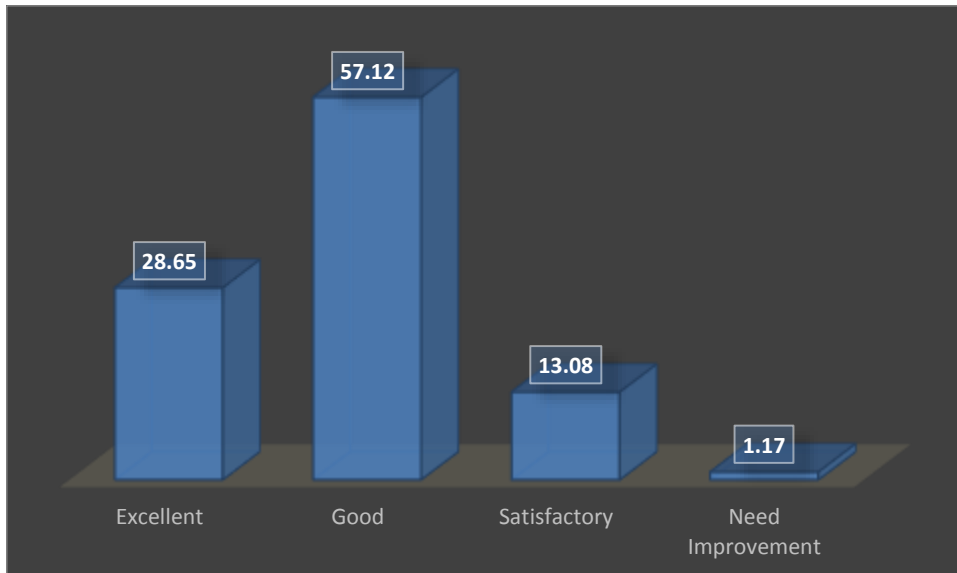
**Q - 5 : Depth of the Course Content**

Excellent	Good	Satisfactory	Need Improvement
41.78	48.75	9.48	0.00



**Q - 6 : Course content prepares the student to pursue higher studies**

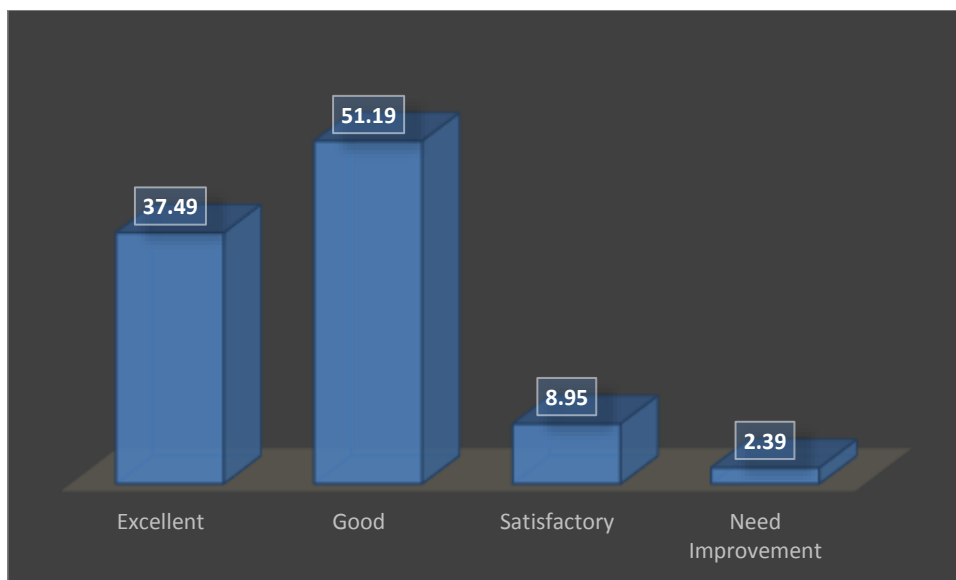
Excellent	Good	Satisfactory	Need Improvement
28.65	57.12	13.08	1.17





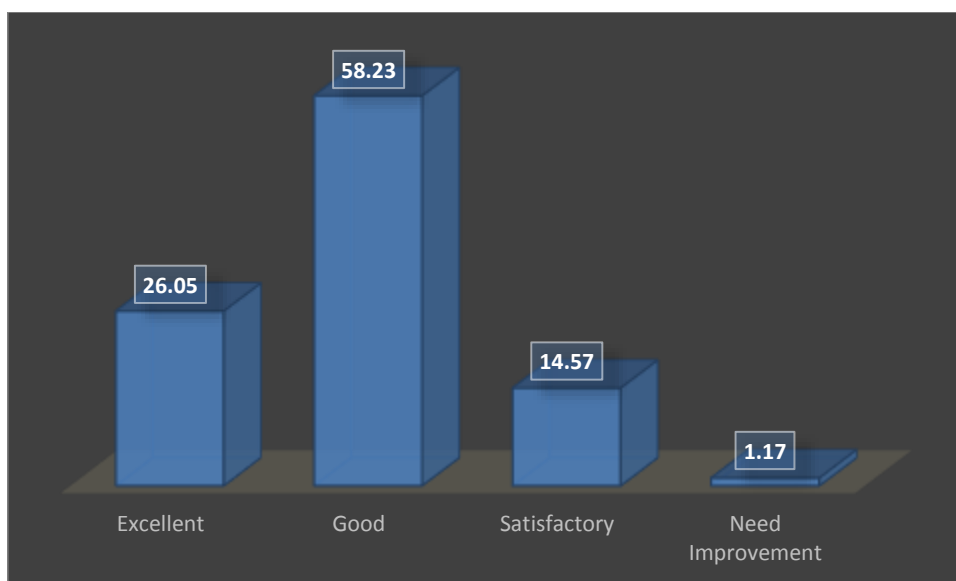
**Q - 7 : Course content prepares the student to face interviews**

Excellent	Good	Satisfactory	Need Improvement
37.49	51.19	8.95	2.39



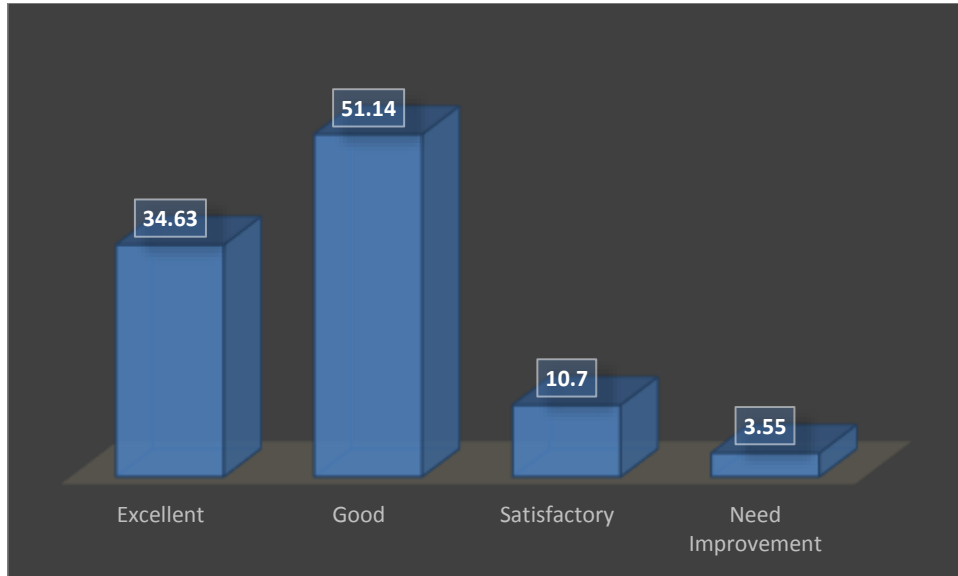
**Q - 8 : Course content prepares the student to qualify competitive / qualifying examination**

Excellent	Good	Satisfactory	Need Improvement
26.05	58.23	14.57	1.17



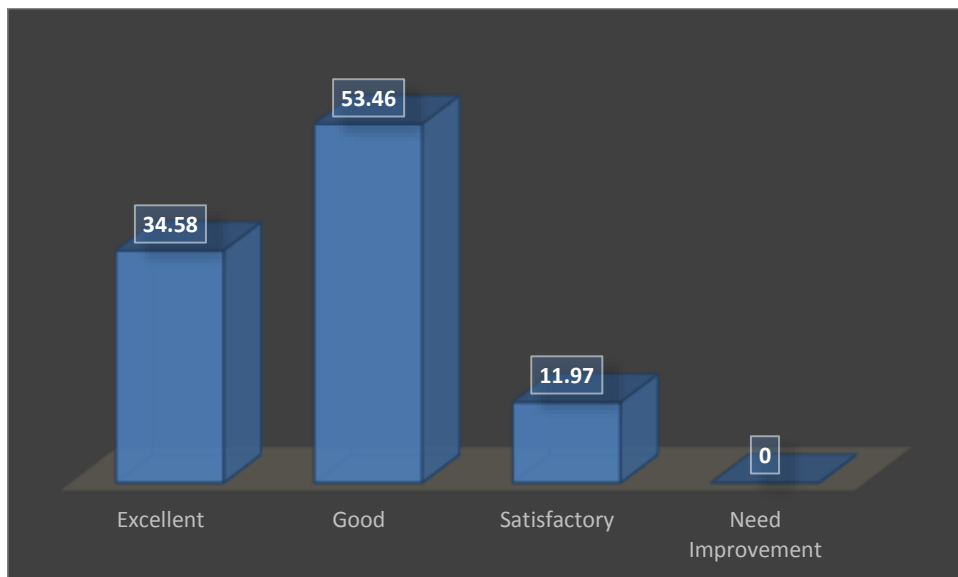
**Q - 9 : The library holdings for the course**

Excellent	Good	Satisfactory	Need Improvement
34.63	51.14	10.70	3.55



**Q - 10 : Overall rating**

Excellent	Good	Satisfactory	Need Improvement
34.58	53.46	11.97	0.00

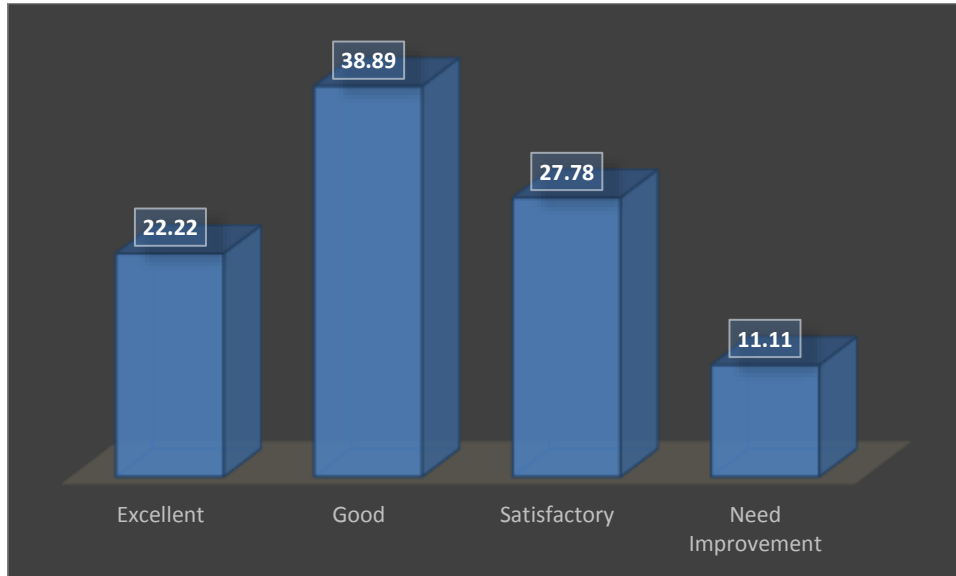


**M.SC ZOOLOGY (SHIFT II)**

<b>STUDENT RESPONSES (In Percentage)</b>				
<b>PARAMETERS</b>	<b>EXCELLENT</b>	<b>GOOD</b>	<b>SATISFACTORY</b>	<b>NEED IMPROVEMENT</b>
<b>Q1</b>	<b>22.22</b>	<b>38.89</b>	<b>27.78</b>	<b>11.11</b>
<b>Q2</b>	<b>16.67</b>	<b>44.45</b>	<b>27.78</b>	<b>11.11</b>
<b>Q3</b>	<b>37.22</b>	<b>50.00</b>	<b>15.78</b>	<b>0.00</b>
<b>Q4</b>	<b>46.67</b>	<b>38.89</b>	<b>12.22</b>	<b>2.22</b>
<b>Q5</b>	<b>11.11</b>	<b>44.45</b>	<b>27.78</b>	<b>16.67</b>
<b>Q6</b>	<b>46.67</b>	<b>38.89</b>	<b>8.89</b>	<b>5.56</b>
<b>Q7</b>	<b>46.67</b>	<b>38.89</b>	<b>13.33</b>	<b>1.11</b>
<b>Q8</b>	<b>46.67</b>	<b>44.45</b>	<b>2.22</b>	<b>6.67</b>
<b>Q9</b>	<b>27.78</b>	<b>66.67</b>	<b>5.56</b>	<b>0.00</b>
<b>Q10</b>	<b>47.22</b>	<b>38.89</b>	<b>13.89</b>	<b>0.00</b>

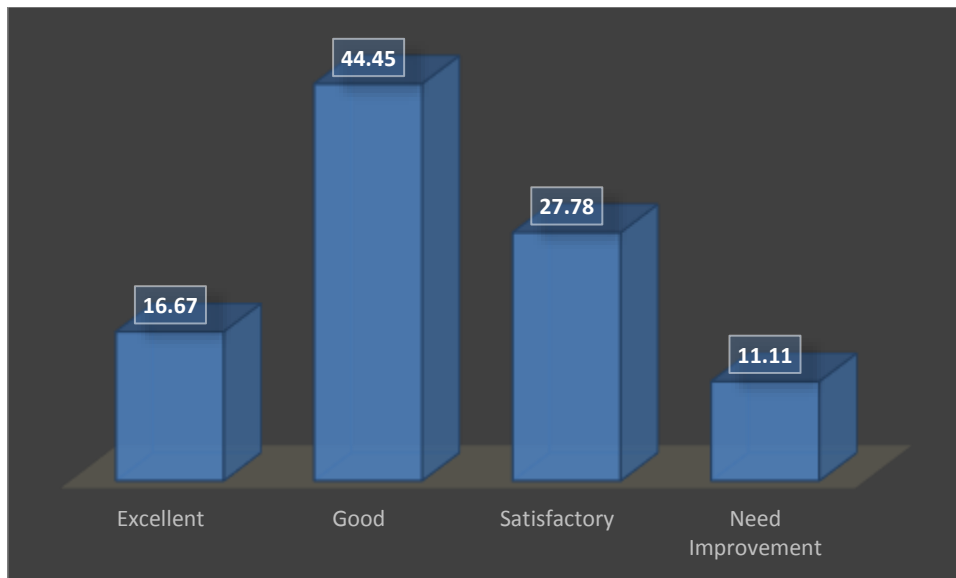
**Q - 1 : Relevance of syllabus for Core subjects**

Excellent	Good	Satisfactory	Need Improvement
22.22	38.89	27.78	11.11



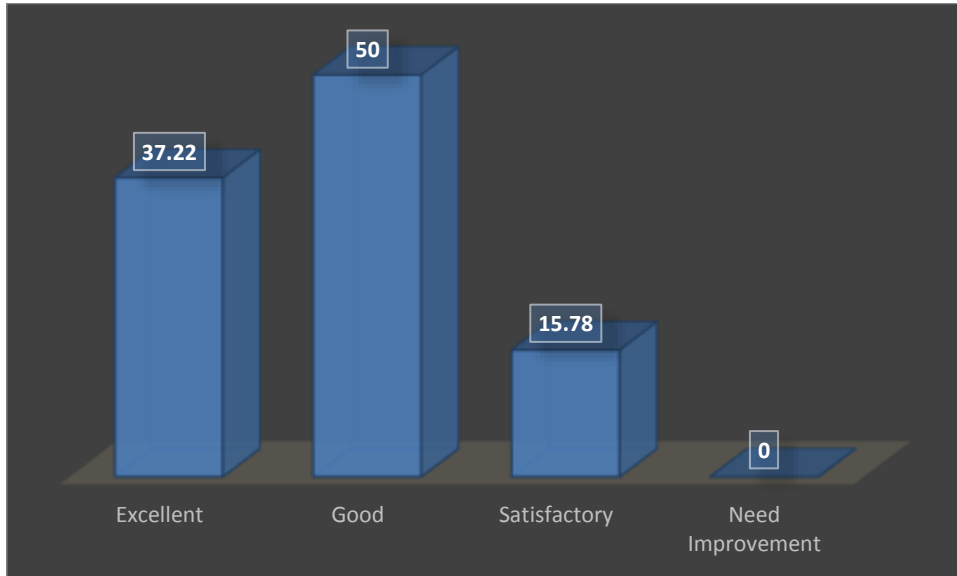
**Q - 2 : Relevance of syllabus for Elective subjects**

Excellent	Good	Satisfactory	Need Improvement
16.67	44.45	27.78	11.11



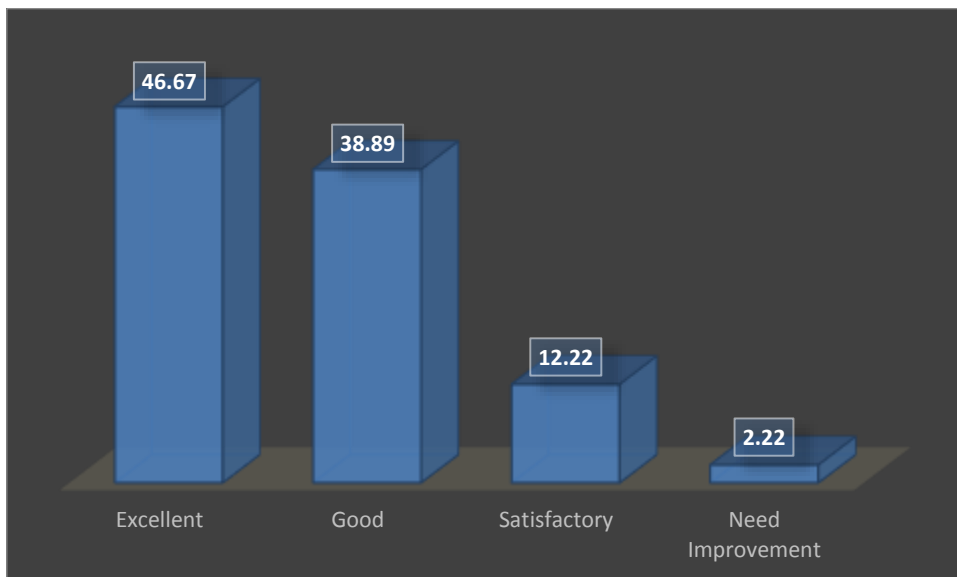
### Q - 3 : Relevance of syllabus for Project/Dissertation

Excellent	Good	Satisfactory	Need Improvement
37.22	50.00	15.78	0.00



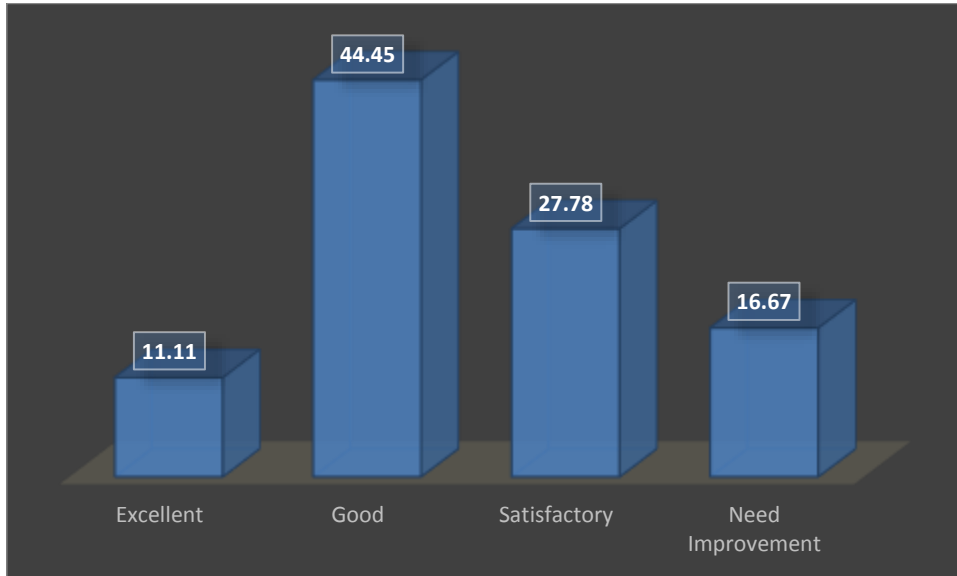
### Q - 4 : Learning outcomes in terms of concepts, knowledge, skills and analytical abilities

Excellent	Good	Satisfactory	Need Improvement
46.67	38.89	12.22	2.22



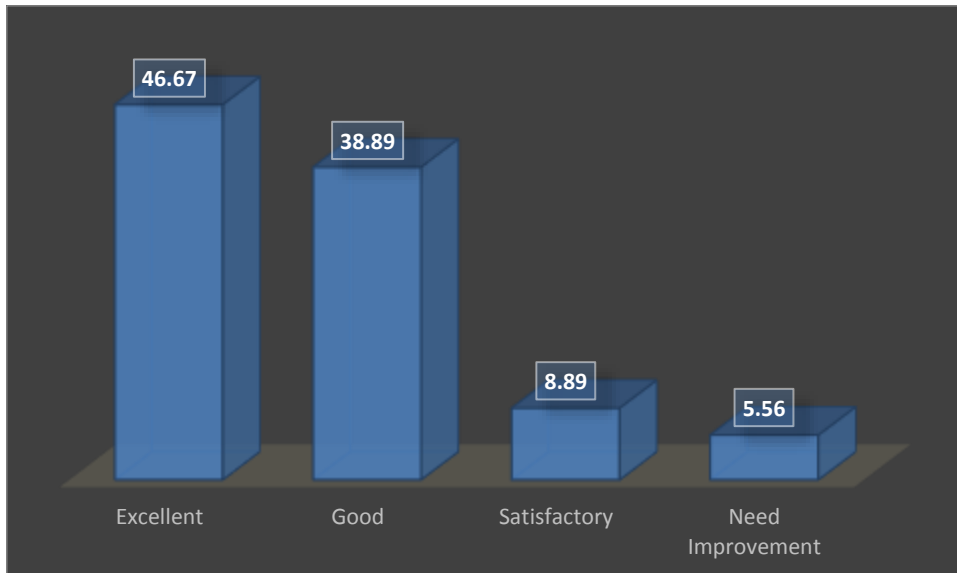
**Q - 5 : Depth of the Course Content**

Excellent	Good	Satisfactory	Need Improvement
11.11	44.45	27.78	16.67



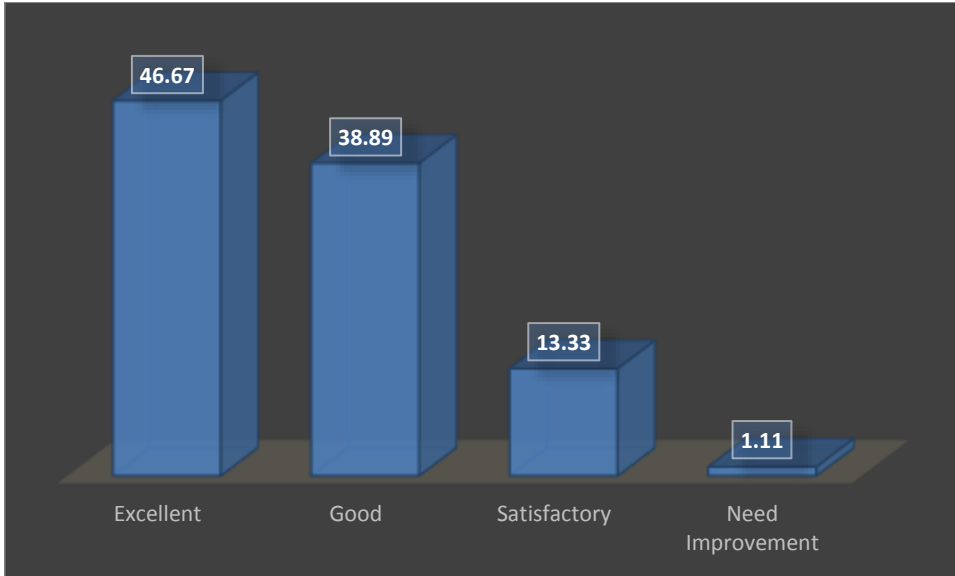
**Q - 6 : Course content prepares the student to pursue higher studies**

Excellent	Good	Satisfactory	Need Improvement
46.67	38.89	8.89	5.56



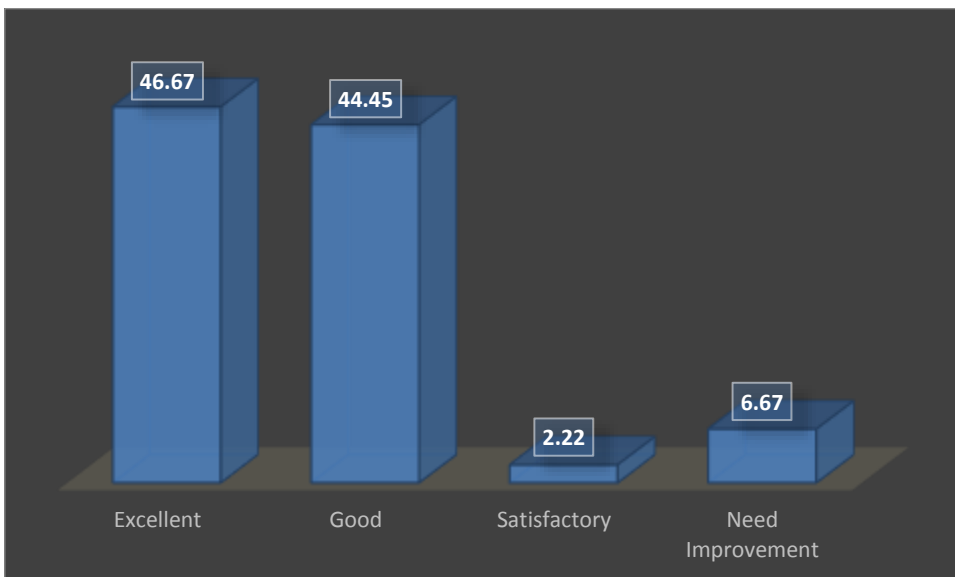
**Q - 7 : Course content prepares the student to face interviews**

Excellent	Good	Satisfactory	Need Improvement
46.67	38.89	13.33	1.11



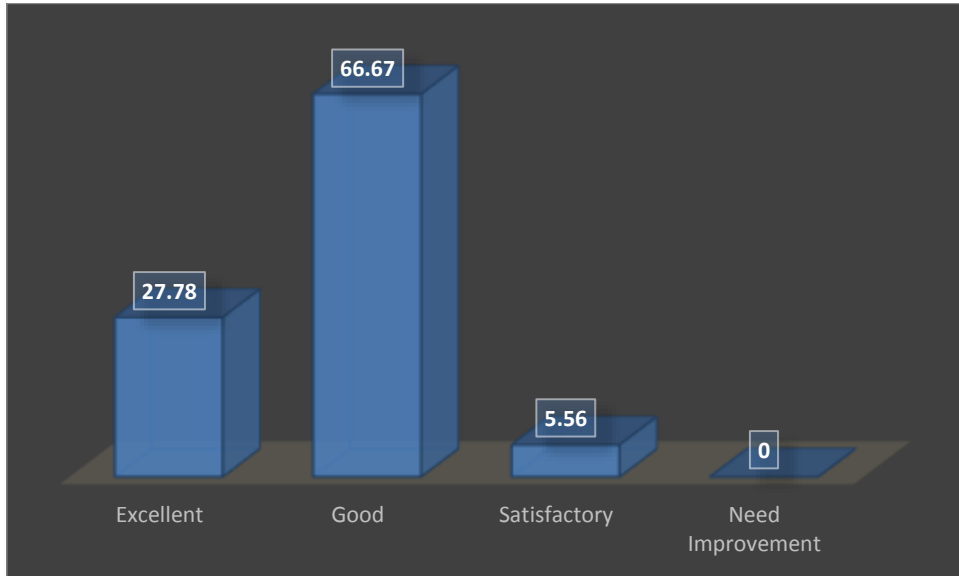
**Q - 8 : Course content prepares the student to qualify competitive / qualifying examination**

Excellent	Good	Satisfactory	Need Improvement
46.67	44.45	2.22	6.67



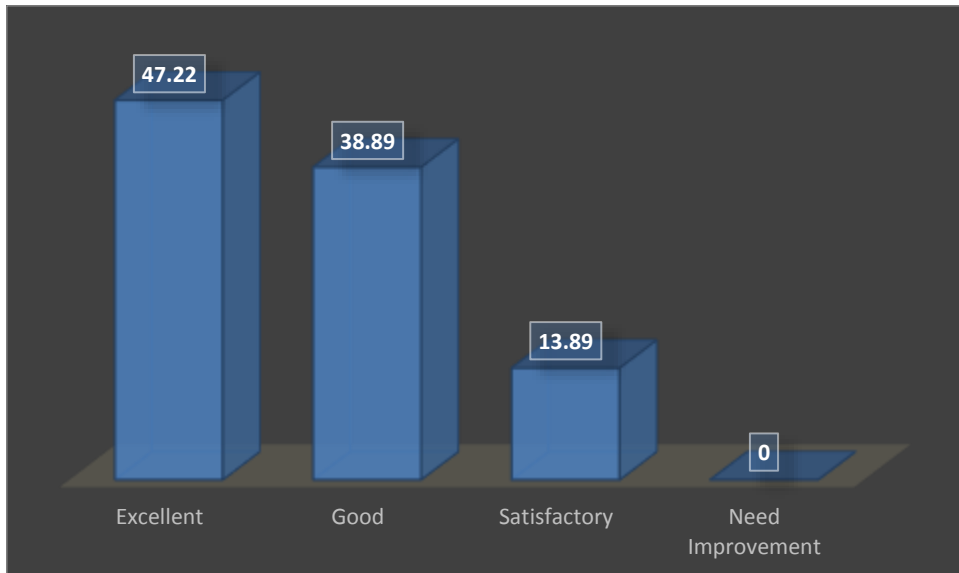
**Q - 9 : The library holdings for the course**

Excellent	Good	Satisfactory	Need Improvement
27.78	66.67	5.56	0.00



**Q - 10 : Overall rating**

Excellent	Good	Satisfactory	Need Improvement
47.22	38.89	13.89	0.00



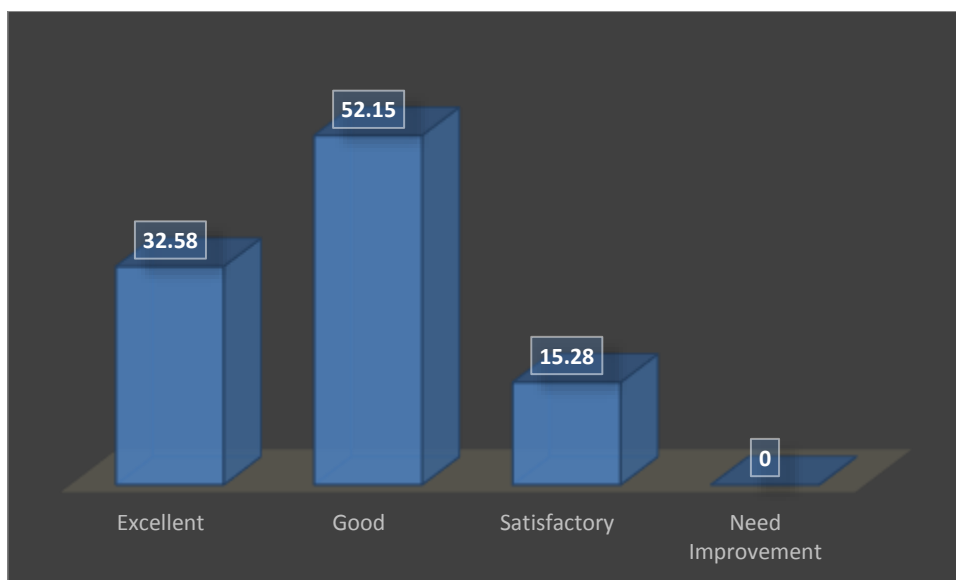


**MASTER OF BUSINESS ADMINISTRATION (SHIFT II)**

<b>STUDENT RESPONSES (In Percentage)</b>				
<b>PARAMETERS</b>	<b>EXCELLENT</b>	<b>GOOD</b>	<b>SATISFACTORY</b>	<b>NEED IMPROVEMENT</b>
Q1	32.58	52.15	15.28	0.00
Q2	28.51	59.65	11.85	0.00
Q3	23.83	46.83	24.99	4.35
Q4	32.86	56.51	8.47	2.18
Q5	40.69	45.63	10.40	3.29
Q6	38.47	48.77	8.42	4.35
Q7	44.43	41.47	13.23	0.88
Q8	38.47	47.81	6.15	7.59
Q9	44.94	41.33	9.39	4.35
Q10	40.59	46.74	11.56	1.11

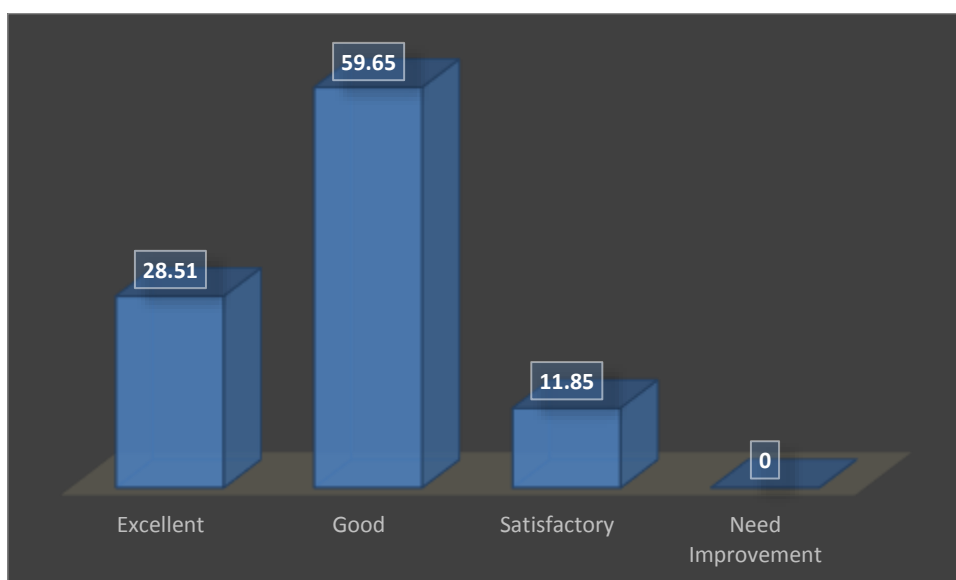
### Q - 1 : Relevance of syllabus for Core subjects

Excellent	Good	Satisfactory	Need Improvement
32.58	52.15	15.28	0.00



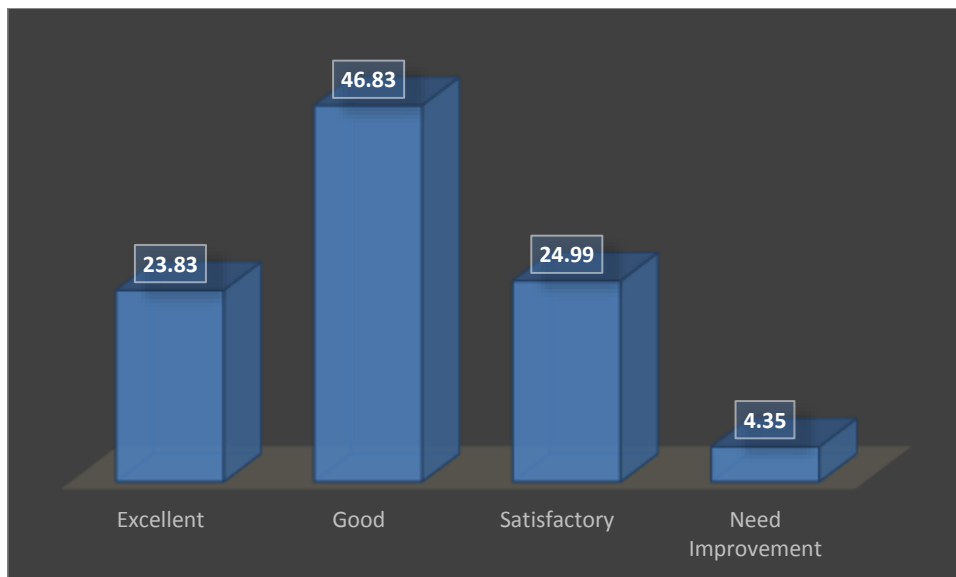
### Q - 2 : Relevance of syllabus for Elective subjects

Excellent	Good	Satisfactory	Need Improvement
28.51	59.65	11.85	0.00



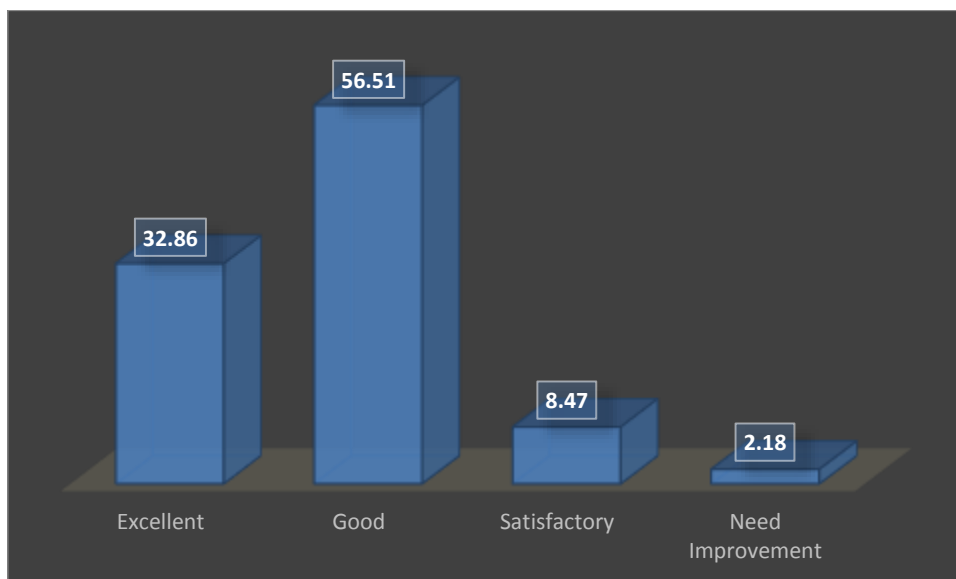
### Q - 3 : Relevance of syllabus for Project/Dissertation

Excellent	Good	Satisfactory	Need Improvement
23.83	46.83	24.99	4.35



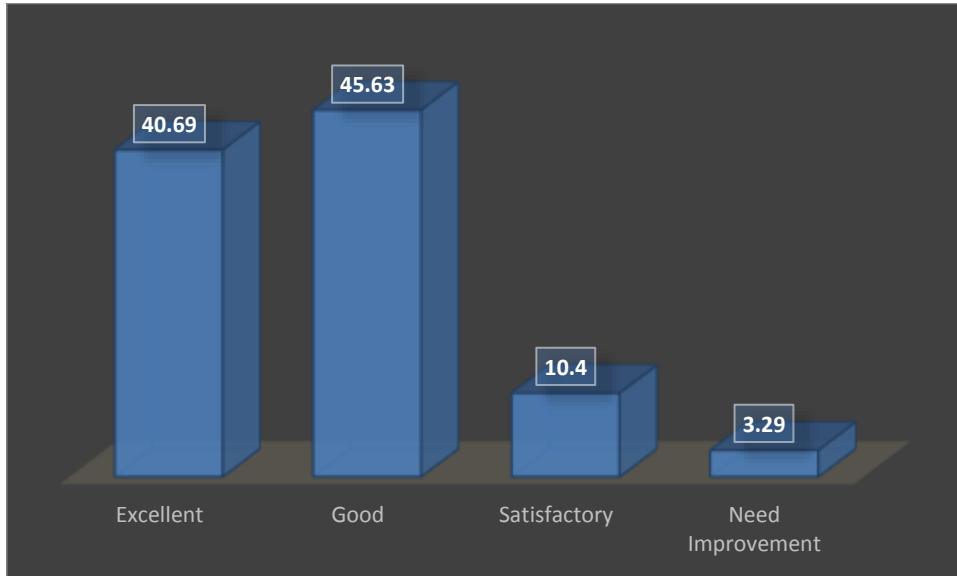
### Q - 4 : Learning outcomes in terms of concepts, knowledge, skills and analytical abilities

Excellent	Good	Satisfactory	Need Improvement
32.86	56.51	8.47	2.18



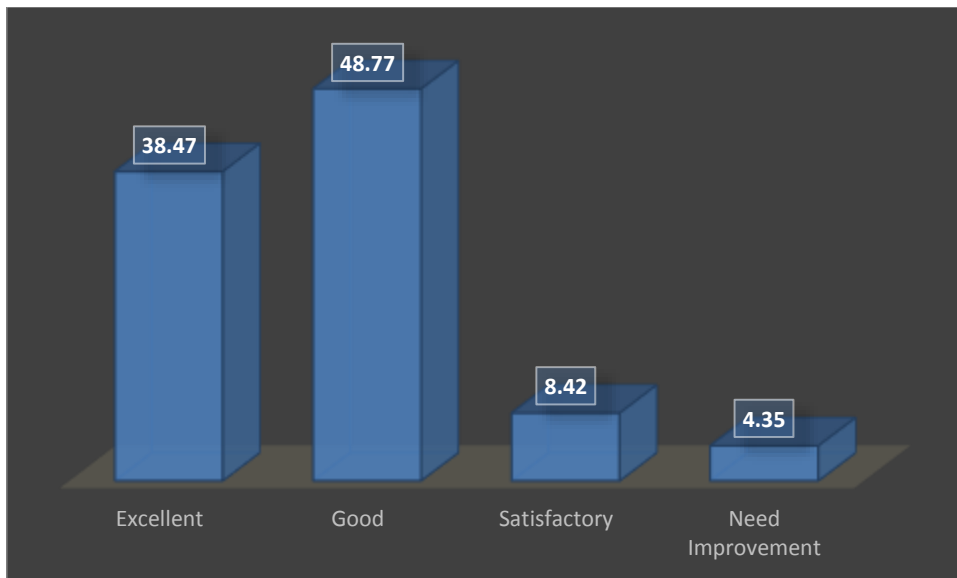
**Q - 5 : Depth of the Course Content**

Excellent	Good	Satisfactory	Need Improvement
40.69	45.63	10.40	3.29



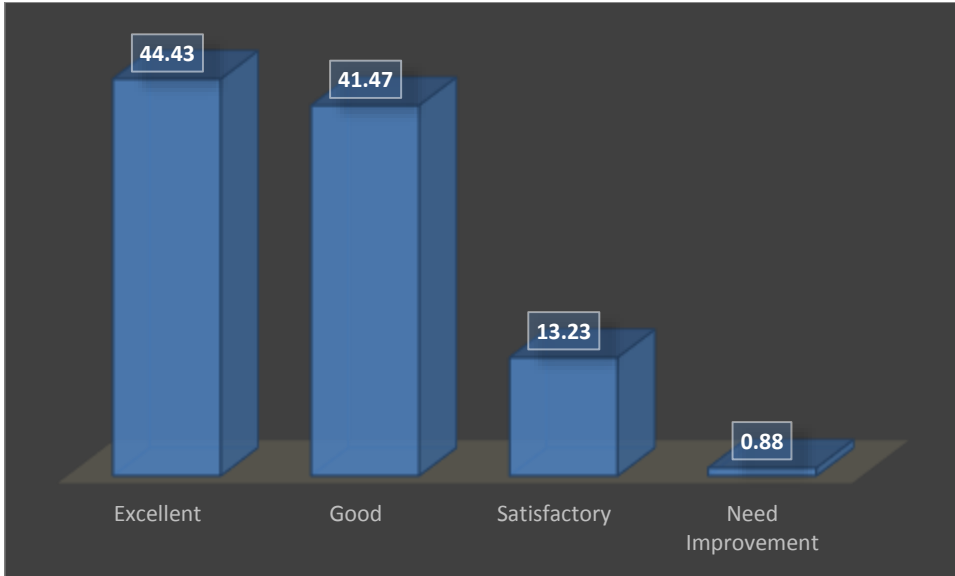
**Q - 6 : Course content prepares the student to pursue higher studies**

Excellent	Good	Satisfactory	Need Improvement
38.47	48.77	8.42	4.35



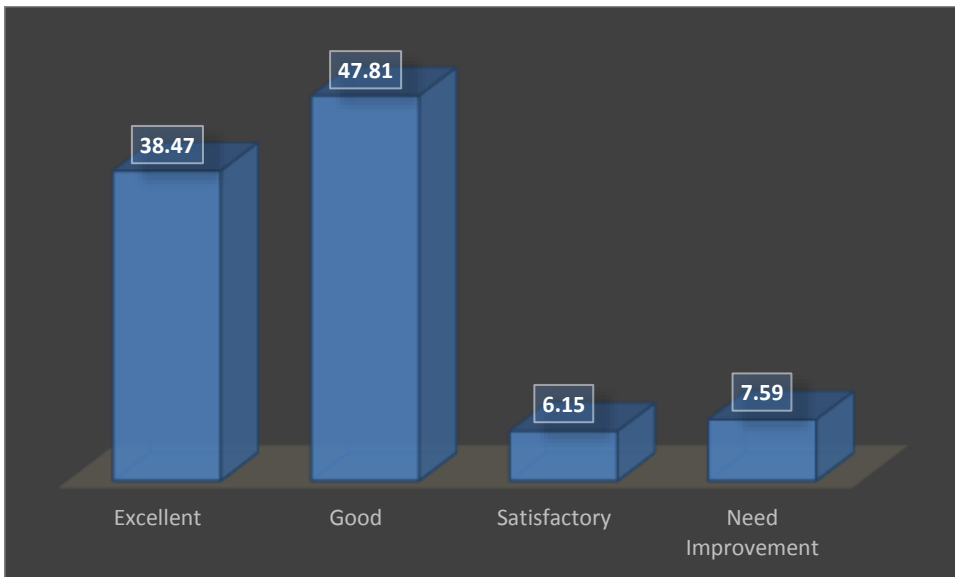
**Q - 7 : Course content prepares the student to face interviews**

Excellent	Good	Satisfactory	Need Improvement
44.43	41.47	13.23	0.88



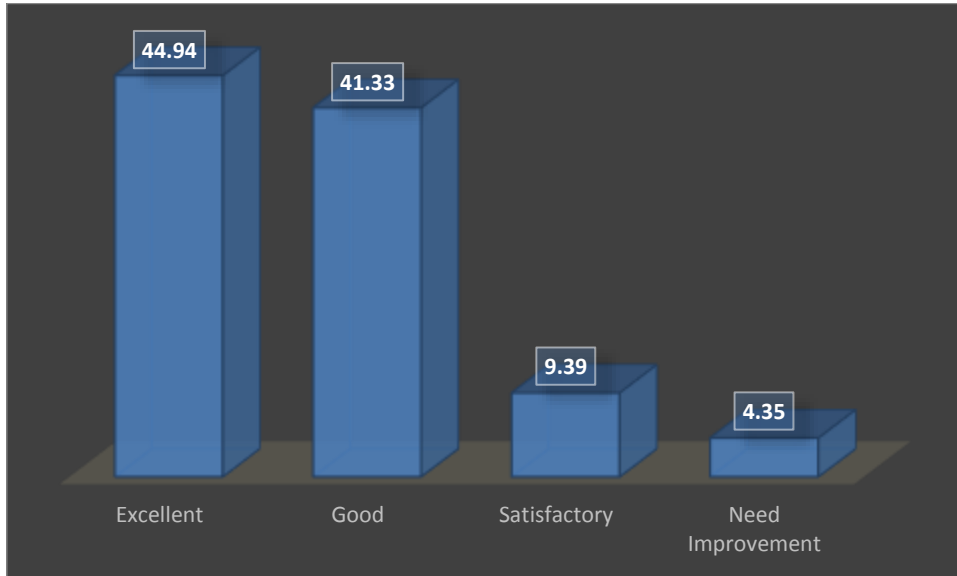
**Q - 8 : Course content prepares the student to qualify competitive / qualifying examination**

Excellent	Good	Satisfactory	Need Improvement
38.47	47.81	6.15	7.59



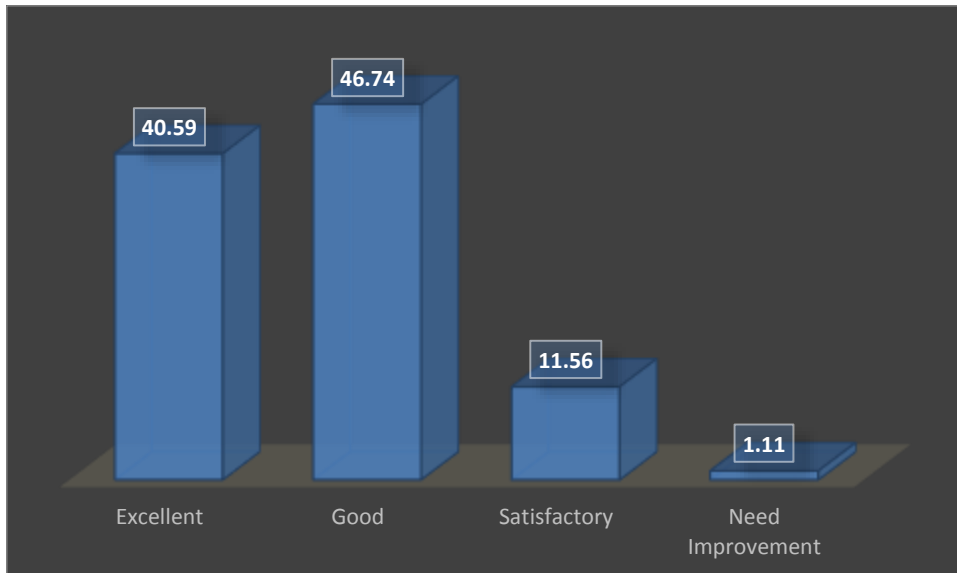
**Q - 9 : The library holdings for the course**

Excellent	Good	Satisfactory	Need Improvement
44.94	41.33	9.39	4.35



**Q - 10 : Overall rating**

Excellent	Good	Satisfactory	Need Improvement
40.59	46.74	11.56	1.11

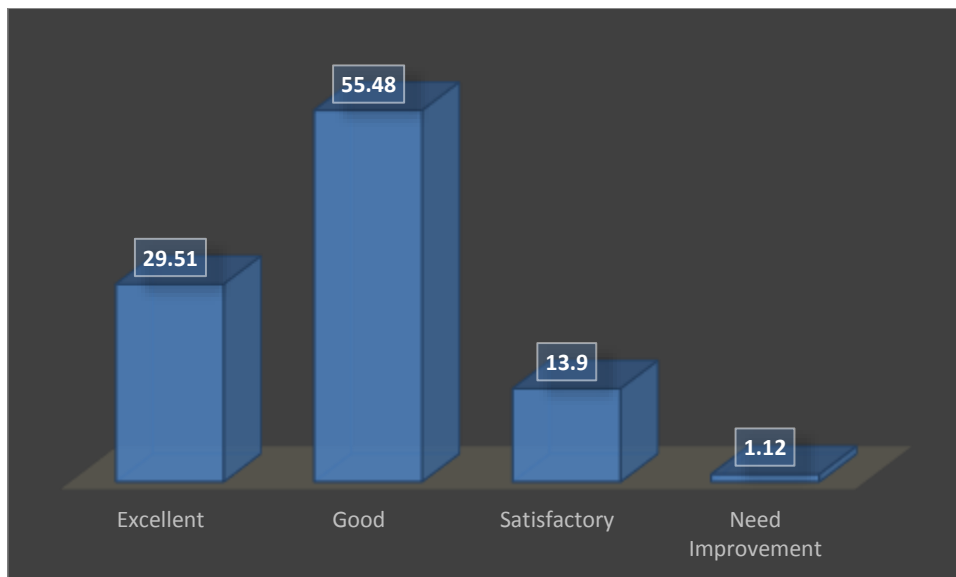


**MASTER OF COMPUTER APPLICATION (SHIFT II)**

<b>STUDENT RESPONSES (In Percentage)</b>				
<b>PARAMETERS</b>	<b>EXCELLENT</b>	<b>GOOD</b>	<b>SATISFACTORY</b>	<b>NEED IMPROVEMENT</b>
Q1	29.51	55.48	13.90	1.12
Q2	21.42	62.53	14.93	1.12
Q3	31.99	53.49	14.15	0.37
Q4	20.62	53.01	23.31	3.06
Q5	21.83	51.40	23.03	3.75
Q6	16.72	56.81	23.86	2.61
Q7	39.29	49.37	7.61	3.73
Q8	34.07	58.06	3.76	4.12
Q9	27.81	62.28	8.05	1.87
Q10	29.15	59.39	11.46	0.00

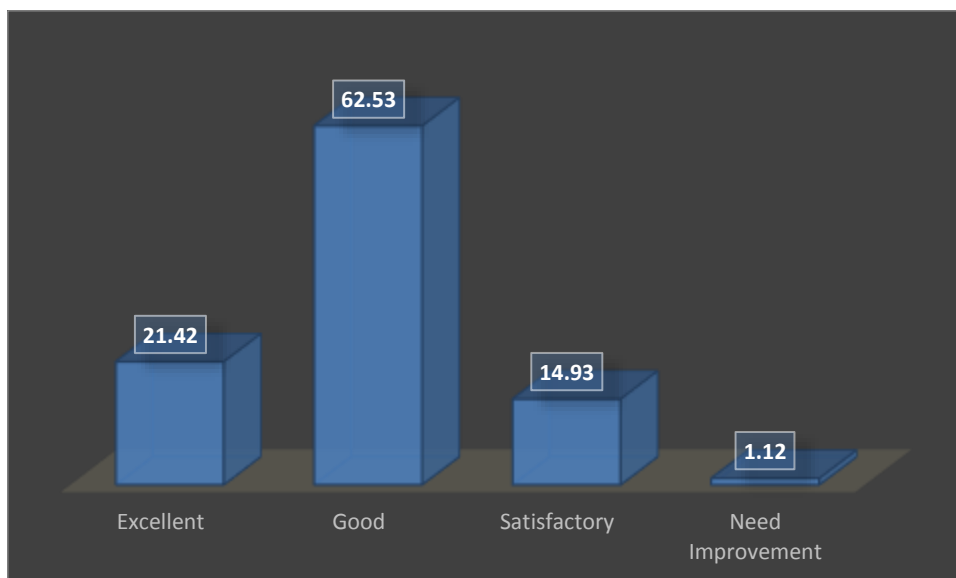
**Q - 1 : Relevance of syllabus for Core subjects**

Excellent	Good	Satisfactory	Need Improvement
29.51	55.48	13.90	1.12



**Q - 2 : Relevance of syllabus for Elective subjects**

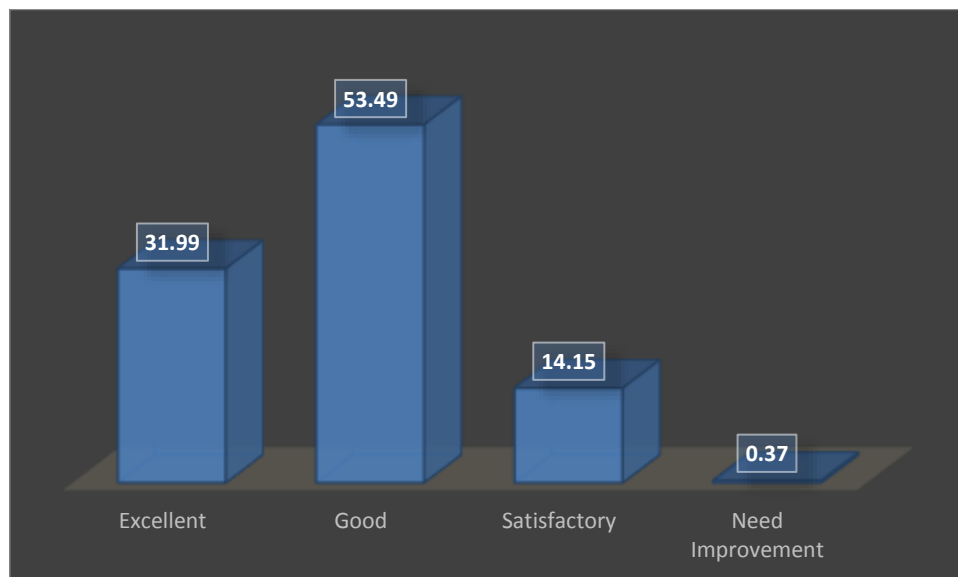
Excellent	Good	Satisfactory	Need Improvement
21.42	62.53	14.93	1.12





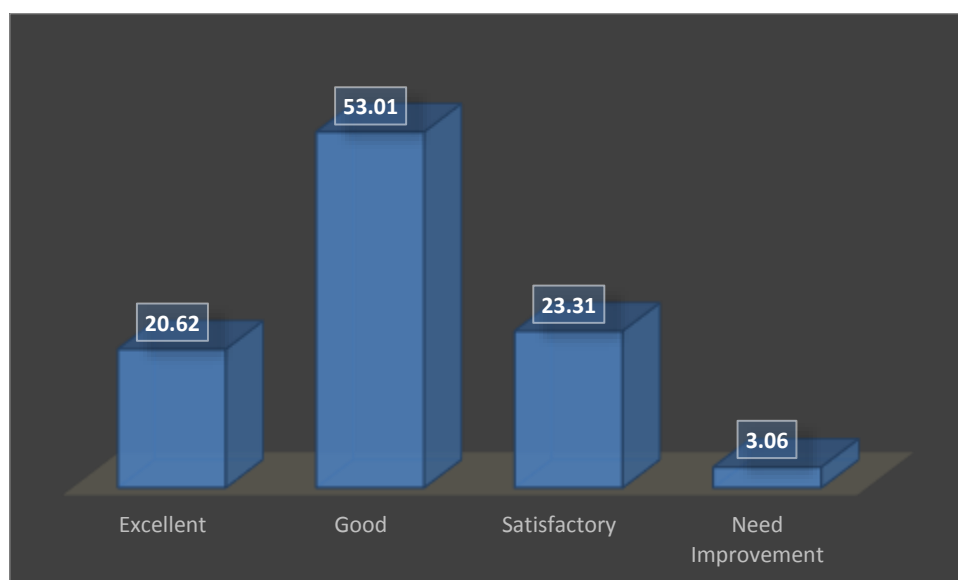
### Q - 3 : Relevance of syllabus for Project/Dissertation

Excellent	Good	Satisfactory	Need Improvement
31.99	53.49	14.15	0.37



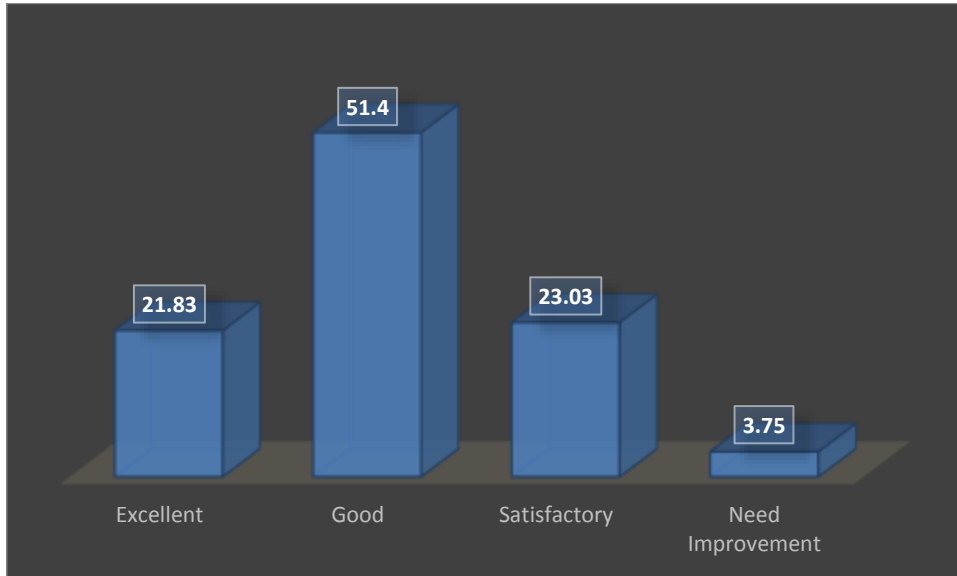
### Q - 4 : Learning outcomes in terms of concepts, knowledge, skills and analytical abilities

Excellent	Good	Satisfactory	Need Improvement
20.62	53.01	23.31	3.06



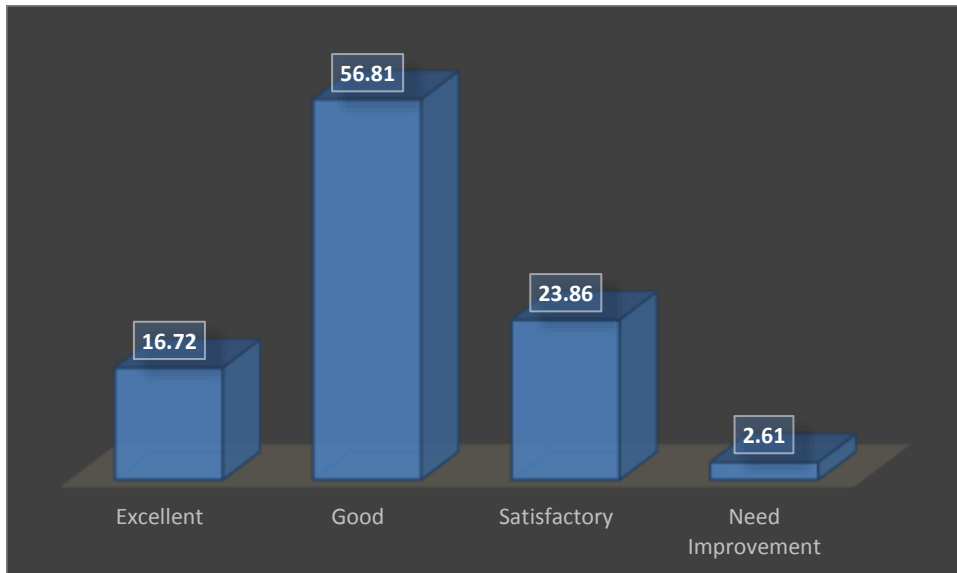
**Q - 5 : Depth of the Course Content**

Excellent	Good	Satisfactory	Need Improvement
21.83	51.40	23.03	3.75



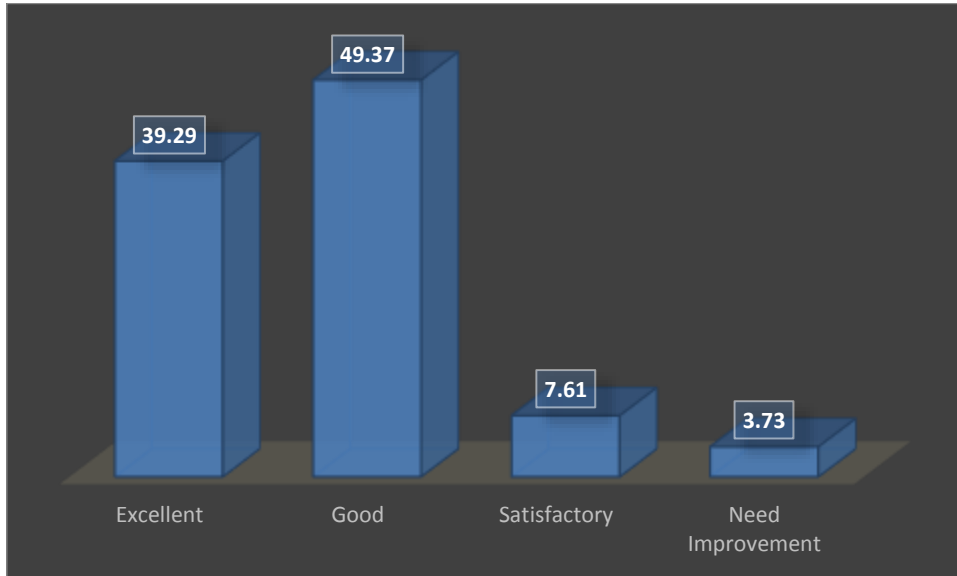
**Q - 6 : Course content prepares the student to pursue higher studies**

Excellent	Good	Satisfactory	Need Improvement
16.72	56.81	23.86	2.61



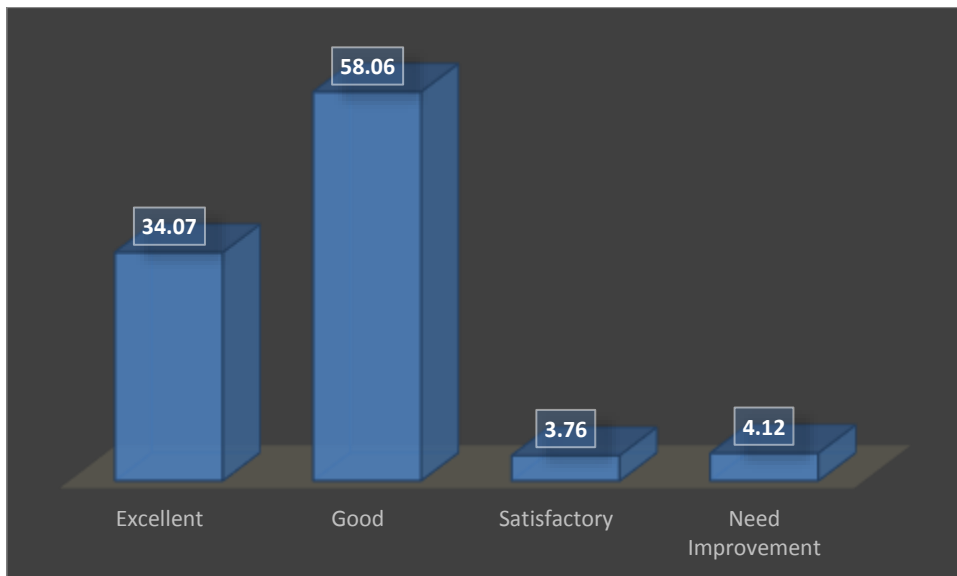
**Q - 7 : Course content prepares the student to face interviews**

Excellent	Good	Satisfactory	Need Improvement
39.29	49.37	7.61	3.73



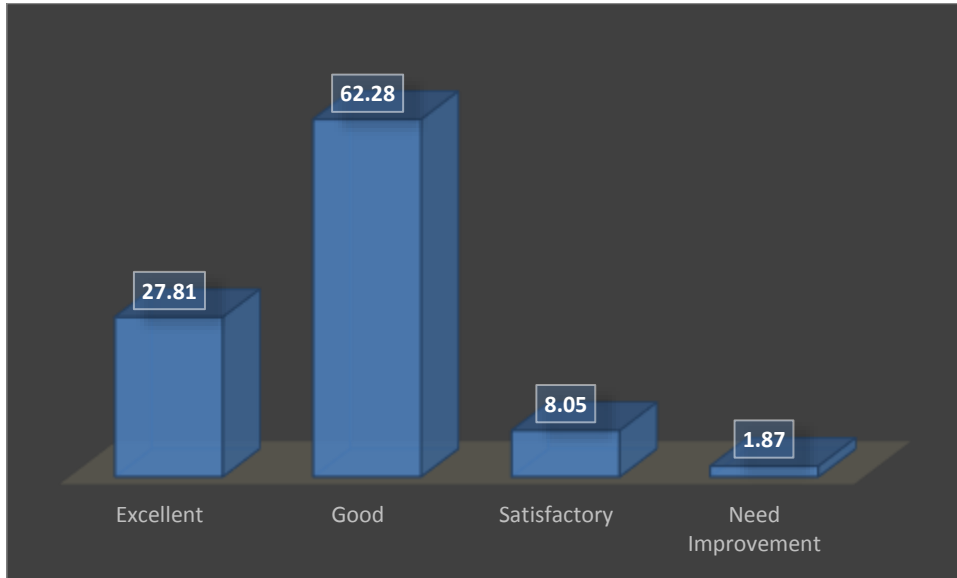
**Q - 8 : Course content prepares the student to qualify competitive / qualifying examination**

Excellent	Good	Satisfactory	Need Improvement
34.07	58.06	3.76	4.12



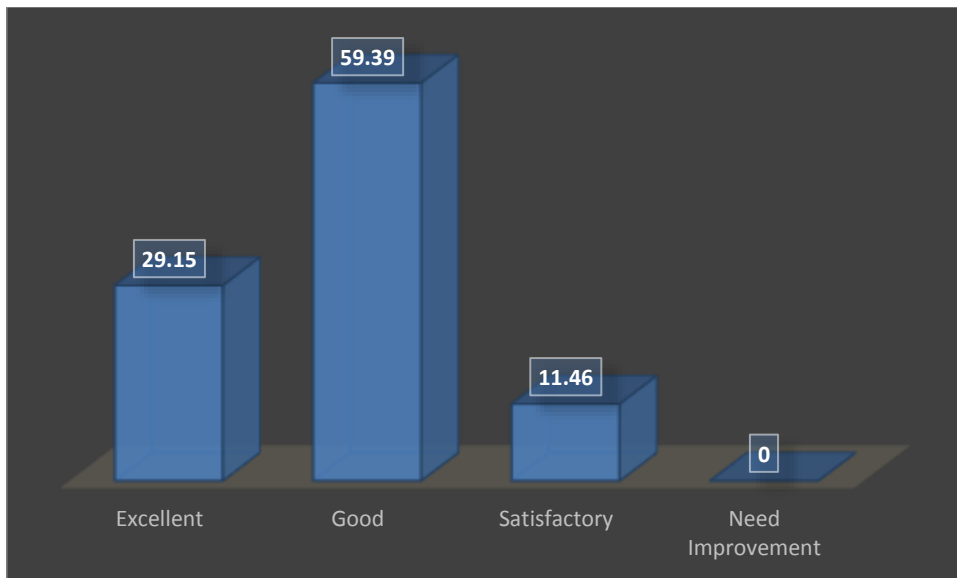
**Q - 9 : The library holdings for the course**

Excellent	Good	Satisfactory	Need Improvement
27.81	62.28	8.05	1.87



**Q - 10 : Overall rating**

Excellent	Good	Satisfactory	Need Improvement
29.15	59.39	11.46	0.00

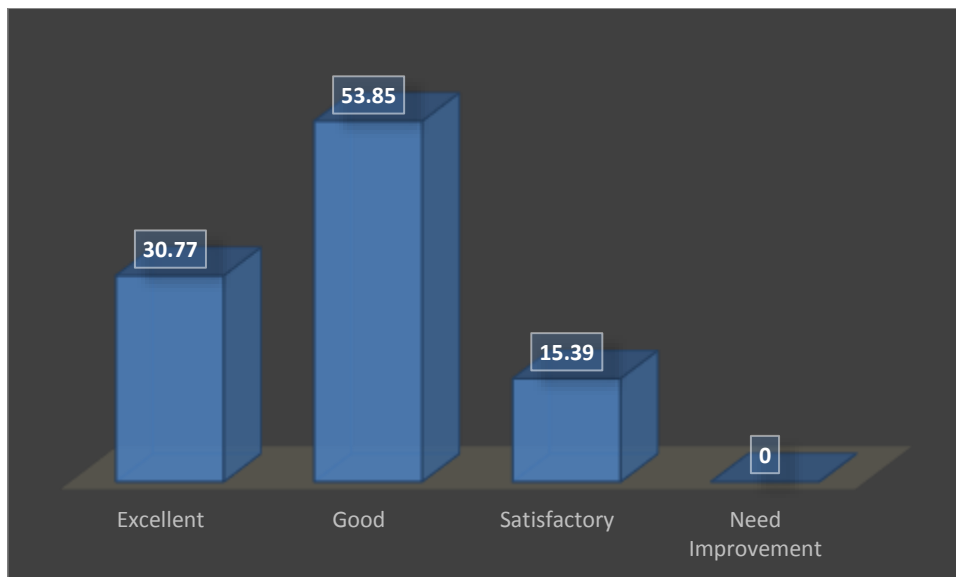


**MASTER OF SOCIAL WORKS (MSW) (SHIFT II)**

<b>STUDENT RESPONSES (In Percentage)</b>				
<b>PARAMETERS</b>	<b>EXCELLENT</b>	<b>GOOD</b>	<b>SATISFACTORY</b>	<b>NEED IMPROVEMENT</b>
Q1	30.77	53.85	15.39	0.00
Q2	25.00	59.62	15.39	0.00
Q3	25.00	57.69	17.31	0.00
Q4	19.23	50.00	28.85	1.93
Q5	23.08	65.38	11.54	0.00
Q6	31.16	53.85	13.08	1.93
Q7	25.38	61.54	11.15	1.93
Q8	17.31	53.85	26.93	1.93
Q9	26.93	42.31	30.77	0.00
Q10	22.31	63.46	10.39	3.85

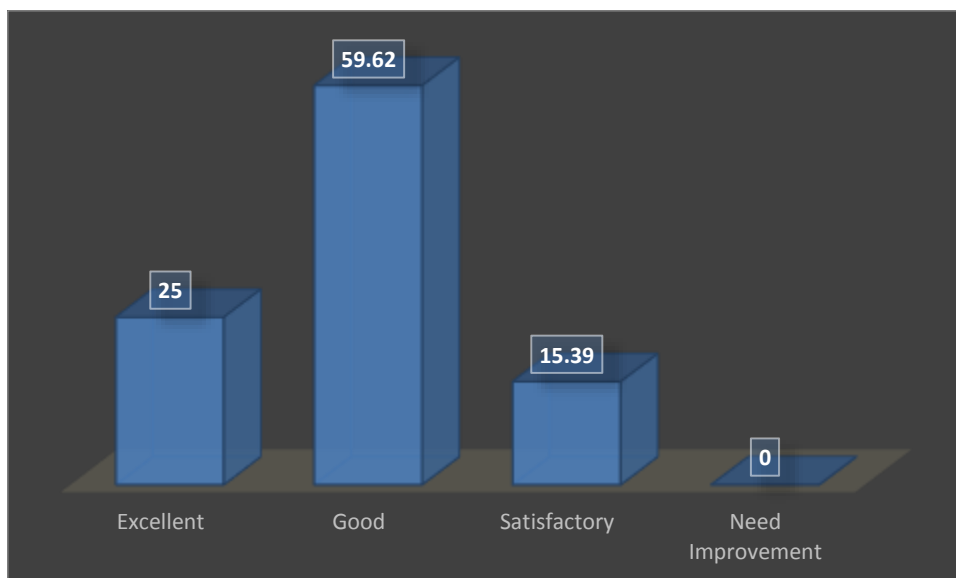
**Q - 1 : Relevance of syllabus for Core subjects**

Excellent	Good	Satisfactory	Need Improvement
30.77	53.85	15.39	0.00



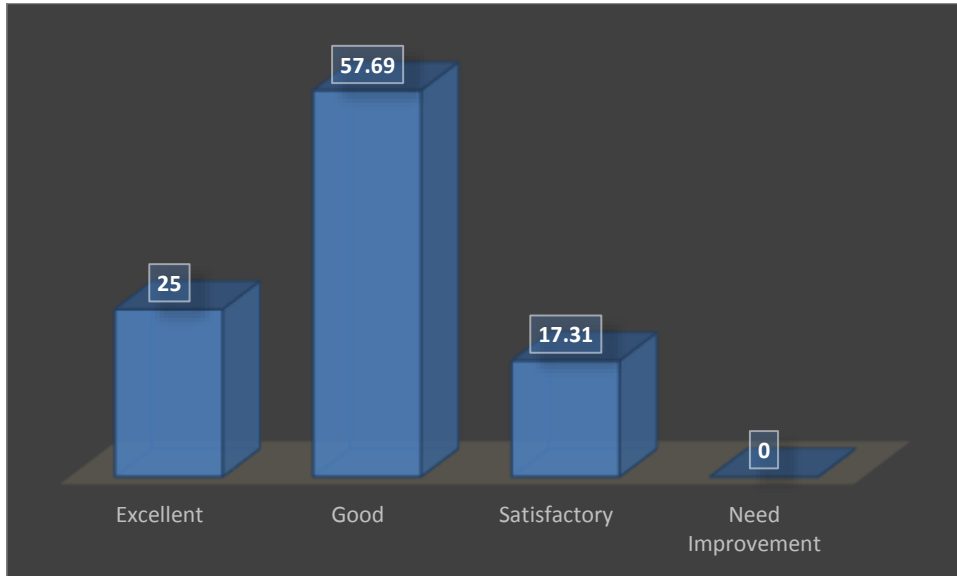
**Q - 2 : Relevance of syllabus for Elective subjects**

Excellent	Good	Satisfactory	Need Improvement
25.00	59.62	15.39	0.00



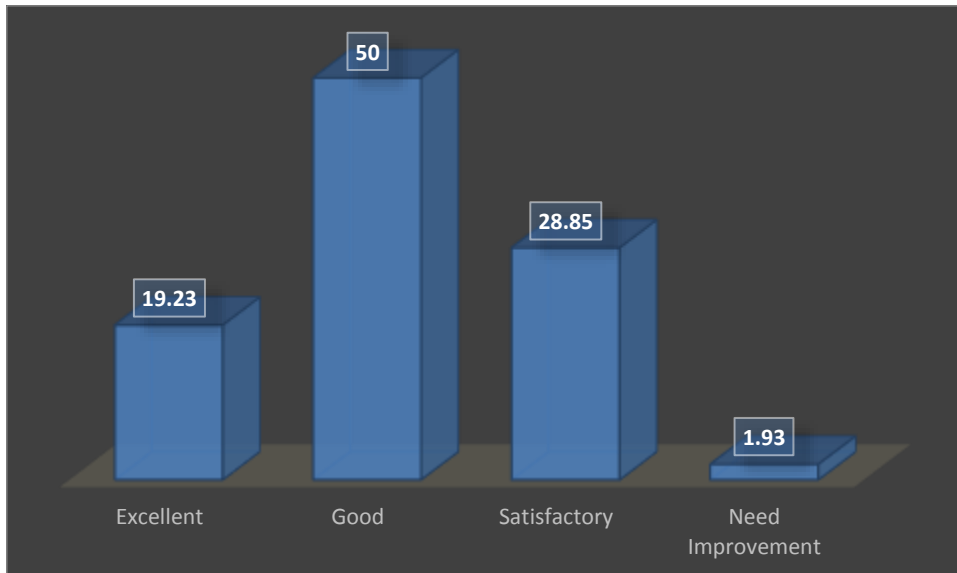
### Q - 3 : Relevance of syllabus for Project/Dissertation

Excellent	Good	Satisfactory	Need Improvement
25.00	57.69	17.31	0.00



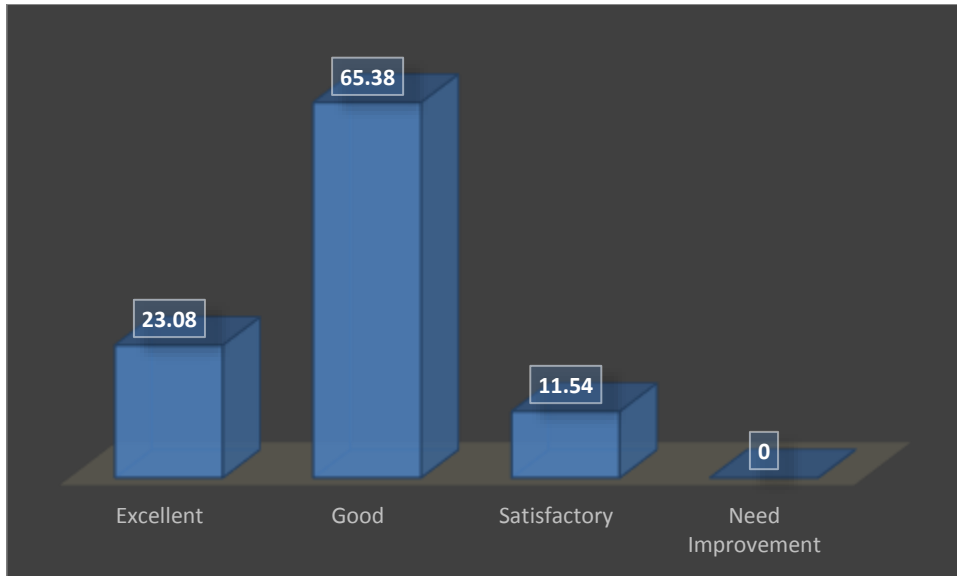
### Q - 4 : Learning outcomes in terms of concepts, knowledge, skills and analytical abilities

Excellent	Good	Satisfactory	Need Improvement
19.23	50.00	28.85	1.93



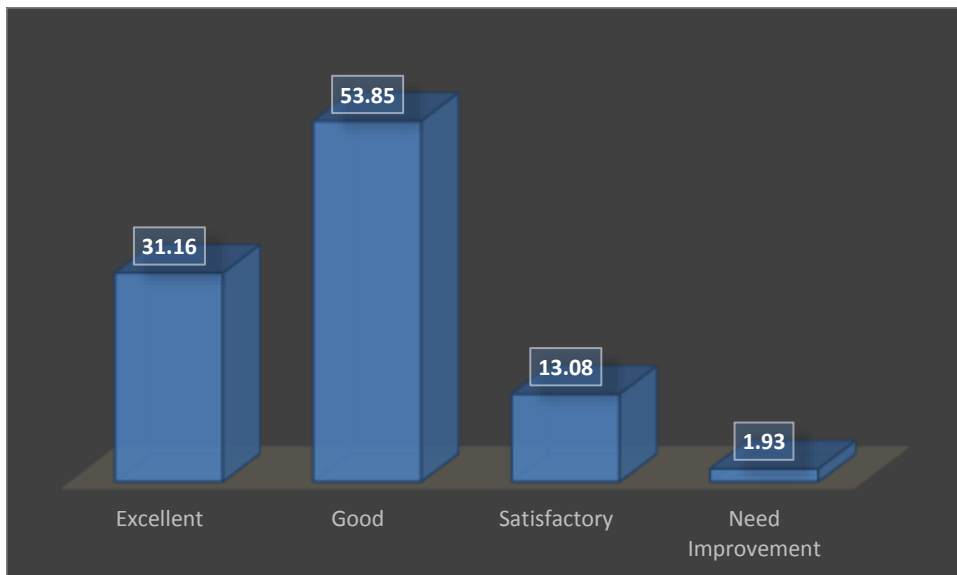
**Q - 5 : Depth of the Course Content**

Excellent	Good	Satisfactory	Need Improvement
23.08	65.38	11.54	0.00



**Q - 6 : Course content prepares the student to pursue higher studies**

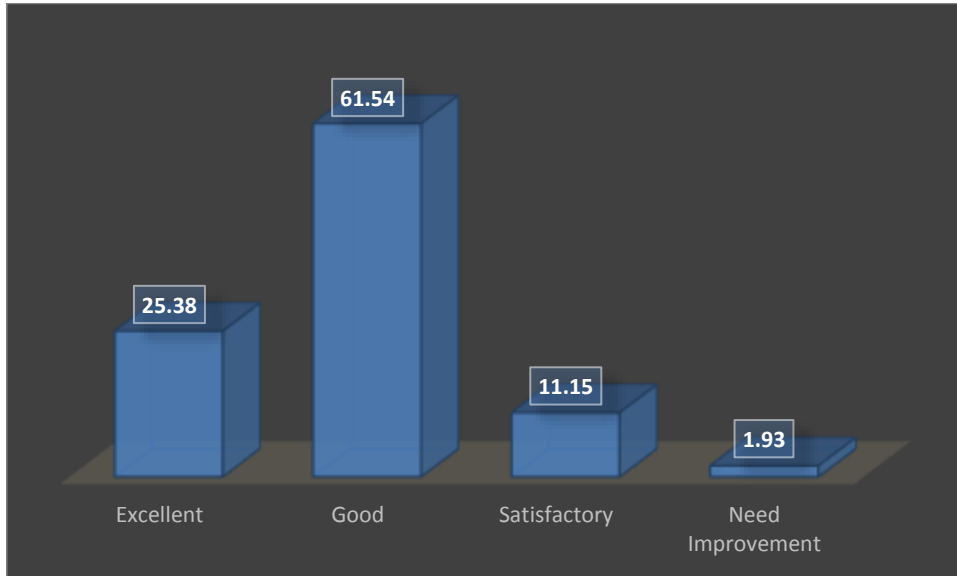
Excellent	Good	Satisfactory	Need Improvement
31.16	53.85	13.08	1.93





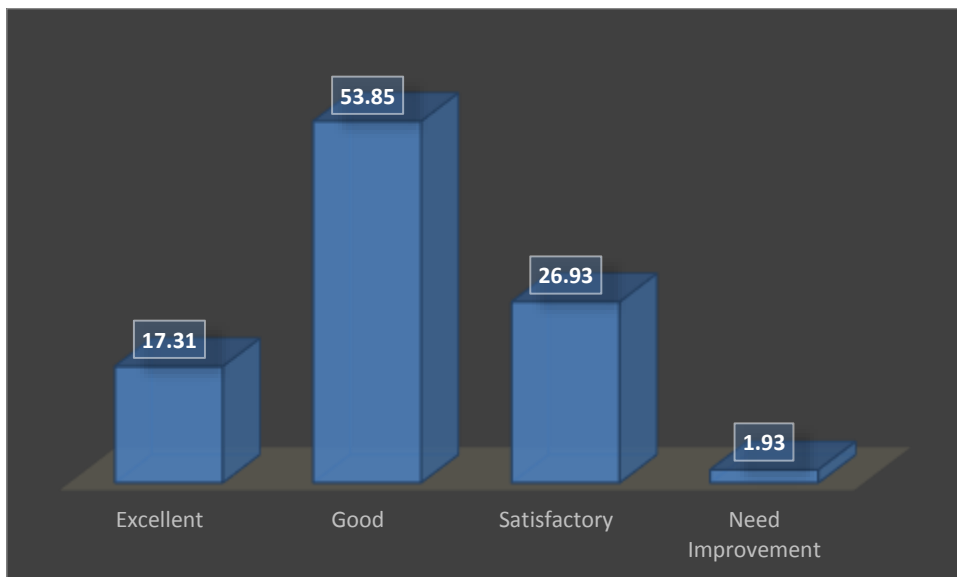
**Q - 7 : Course content prepares the student to face interviews**

Excellent	Good	Satisfactory	Need Improvement
25.38	61.54	11.15	1.93



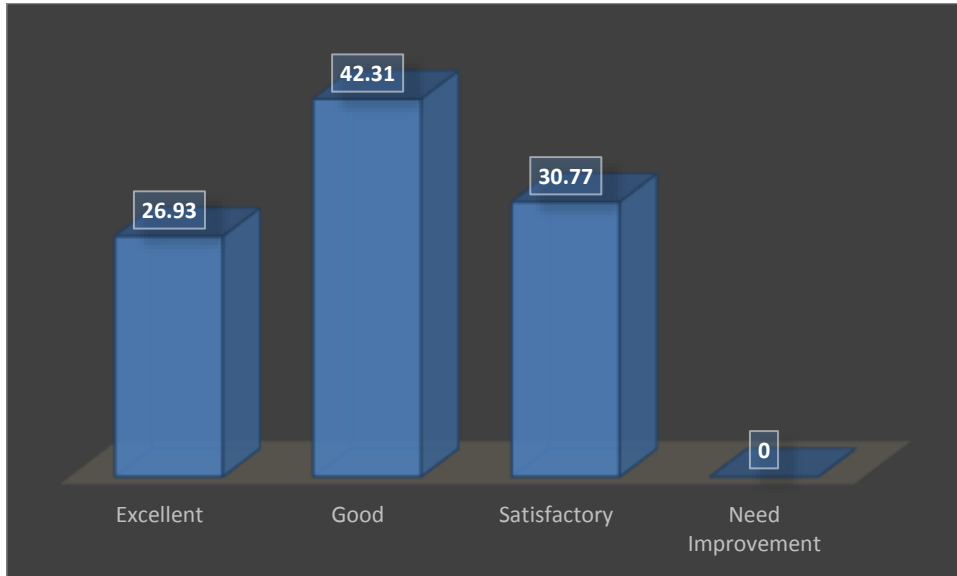
**Q - 8 : Course content prepares the student to qualify competitive / qualifying examination**

Excellent	Good	Satisfactory	Need Improvement
17.31	53.85	26.93	1.93



**Q - 9 : The library holdings for the course**

Excellent	Good	Satisfactory	Need Improvement
26.93	42.31	30.77	0.00



**Q - 10: Overall rating**

Excellent	Good	Satisfactory	Need Improvement
22.31	63.46	10.39	3.85

